

**MINUTES**  
**OF**  
**THE BOARD OF REGENTS**  
**OF**  
**THE TEXAS STATE UNIVERSITY SYSTEM**

**Quarterly Board Meeting**

**May 23 - 24, 2019**

## TABLE OF CONTENTS

COMMITTEE MEETINGS .....	3
ACADEMIC AND HEALTH AFFAIRS COMMITTEE .....	4
PLANNING AND CONSTRUCTION COMMITTEE .....	6
RULES AND REGULATIONS COMMITTEE .....	7
FINANCE AND AUDIT COMMITTEE .....	8
BOARD OF REGENTS MEETING .....	9
I.    CALL TO ORDER .....	9
II.   ATTENDANCE .....	9
III.  WELCOME REMARKS .....	9
IV.   APPROVAL OF MINUTES .....	9
V.    ACADEMIC AND HEALTH AFFAIRS .....	9
VI.   FINANCE AND AUDIT .....	11
VII.  PLANNING AND CONSTRUCTION .....	12
VIII. RULES AND REGULATIONS .....	13
IX.   GOVERNMENTAL RELATIONS .....	13
X.    CONTRACTS .....	13
XI.   PERSONNEL .....	14
XII.  MISCELLANEOUS .....	15
XIII. RECESS TO EXECUTIVE SESSION .....	18
XIV.  RECONVENE IN OPEN SESSION .....	18
XV.   RECESS .....	18
XVI.  RECONVENE .....	19
XVII. ATTENDANCE .....	19
XVIII. WELCOME REMARKS .....	19
XIX.  STUDENT ADVISORY BOARD (SAB) REPORT .....	19
XX.   PERSONNEL .....	19
XXI.  FINANCE AND AUDIT .....	19
XXII. 2020 PROGRESS REPORT AND VIDEO .....	20
XXIII. CAMPUS UPDATE .....	20
XXIV. TEXAS OPEN MEETINGS ACT UPDATE .....	20
XXV.  TSUS FOUNDATION UPDATE .....	20
XXVI. MISCELLANEOUS .....	20
XXVII. FUTURE BOARD MEETINGS .....	21
XXVIII. CONSENT AGENDA .....	21
XXIX. GENERAL MOTIONS .....	22
XXX.  PUBLIC COMMENTS .....	22
XXXI. ADJOURNMENT .....	22
CONSENT/APPENDIX .....	23



## COMMITTEE MEETINGS

The committee meetings were each held prior to the Board of Regents meeting via teleconference as follows:

- Academic and Health Affairs May 13, 2019 2:00 p.m. CDT
- Planning and Construction May 14, 2019 11:00 a.m. CDT
- Rules and Regulations May 14, 2019 2:00 p.m. CDT
- Finance and Audit May 15, 2019 2:00 p.m. CDT

## **ACADEMIC AND HEALTH AFFAIRS COMMITTEE**

---

### **Committee Members**

Regent Garry Crain, Committee Chair; Regent Veronica Edwards; Regent Nicki Harle

### **Call to Order**

The Academic and Health Affairs Committee of the Texas State University System was called to order on May 13, 2019 at 2:01 p.m. CDT by Committee Chair Garry Crain. The meeting was held telephonically.

### **Present**

Regent Garry Crain, Committee Chair; Regent Veronica Edwards; Regent Nicki Harle

### **Also Present**

Dr. Brian McCall, Chancellor; Dr. John Hayek, Vice Chancellor for Academic and Health Affairs; Mr. Sean Cunningham, Vice Chancellor for Governmental Relations; Mr. Daniel Harper, Vice Chancellor and Chief Financial Officer; Mr. Mike Wintemute, Deputy Vice Chancellor for Marketing and Communications; Mr. Pierce Mitchell, Assistant Vice Chancellor for Governmental Relations; Ms. Candice Woodruff, Director of Policy & Planning; Ms. Laura Tibbitts, Director of Administration; various component campus representatives

### **Absent**

None

### **Discussion Items**

Committee Chair Garry Crain called on Dr. John Hayek to present the agenda items.

Dr. Hayek presented SRSU: Degree Program Addition—Master of Education in Educational Technology. The committee approved the item to be taken to the full Board.

Dr. Hayek presented LIT: Advanced Technical Certificate in Liquefied Natural Gas (LNG) Operations. The committee approved the item to be taken to the full Board.

Dr. Hayek presented LSCO: Approval of Lamar State College Orange's Strategic Plan: 2020-2024. The committee approved the item to be taken to the full Board.

Dr. Hayek presented LSCO: New Program – Associate of Science in Computer Information Systems. The committee approved the item to be taken to the full Board.

Dr. Hayek presented LSCO: New Program – Associate of Science in Pre-Medical Professional. The committee approved the item to be taken to the full Board.

Dr. Hayek presented LSCO: New Program - Institutional Award in Pharmacy Technology. The committee approved the item to be taken to the full Board.

Dr. Hayek presented LSCPA: New Degree, Associate of Applied Science in Culinary Arts and Hospitality and Level One Certificates in Culinary Arts Foundations and Culinary Arts Specialist. The committee approved the item to be taken to the full Board.

Dr. Hayek presented TSUS: Certified Enrollment Report. The committee approved the item to be taken to the full Board.

Dr. Hayek presented TSUS: Admissions Report. This item was informational only. No action was taken.

Dr. Hayek briefly outlined the Consent Agenda items, which consisted of:

LU: Change of core course requirements in the College of Engineering graduate programs  
LU: Graduate Certificate in Vocology Delivery Modality Change  
LU: Revision of B.S. in Environmental Science Degree Plan  
LU: Revision of B. S. Interdisciplinary Studies Degree Program  
LU: Revise degree requirements of two environmental programs at master levels  
SHSU: Degree Program Relocation, Title Change, and CIP Code Change—Bachelor of Science in Wellness Management  
SHSU: Degree Program Title Change—Master of Education in Administration  
SHSU: Semester Credit Hour (SCH) Change Request—Master of Arts in Higher Education Administration  
SHSU: Degree Program Title Change—Bachelor of Fine Arts in Computer Animation  
SRSU: Change Semester Credit Hours in Master of Counselor Education  
SRSU: Change Semester Credit Hours in Master of Agriculture  
SRSU: Change the General Education Core Curriculum  
TXST: Add a Master of Arts Degree with a Major in Developmental Education via Distance Education  
TXST: Add a Master of Education Degree with a Major in Educational Technology via Distance Education  
TXST: Change the Bachelor of Science in Family and Consumer Sciences Degree with a Major in Family and Child Development  
TXST: Change the Bachelor of Science Degree with a Major in Electrical Engineering  
TXST: Change the Bachelor of Science Degree with a Major in Industrial Engineering  
TXST: Change the Bachelor of Science Degree with a Major in Manufacturing Engineering  
TXST: Change the Master of Science Degree with a Major in Athletic Training  
TXST: Change the Master of Science Degree with a Major in Family and Child Studies  
TXST: Delete the Bachelor of Science Degree with a Major in Athletic Training  
TXST: Delete the Graduate Certificate Program in Healthcare Administration  
TXST: Delete the Master of Education Degree with a Major in Physical Education  
LSCO: Program Modification for AAS Business Management  
LSCO: Program Modification for AAS Upward Mobility Nursing  
LSCO: Program Modification for CERT Pharmacy Technology  
LSCPA: Conversion from Clock Hours to Semester Credit Hours in Cosmetology Programs  
TSUS: Course Changes  
TSUS: Out-of-State/Out-of-Country Course Offerings

The committee approved the items to be included on the Consent Agenda.

### **Adjournment**

There being no further business before the Committee, Committee Chair Garry Crain adjourned the meeting at 3:03 p.m. CDT.

## **PLANNING AND CONSTRUCTION COMMITTEE**

---

### **Committee Members**

Regent Bill Scott, Committee Chair; Regent Duke Austin; Regent David Montagne

### **Call to Order**

The Planning and Construction Committee of the Texas State University System was called to order on May 14, 2019 at 11:01 a.m. CDT by Committee Chair Bill Scott. The meeting was held telephonically.

### **Present**

Regent Bill Scott, Committee Chair; Regent Duke Austin; Regent David Montagne

### **Also Present**

Dr. Brian McCall, Chancellor; Mr. Daniel Harper, Vice Chancellor and Chief Financial Officer; Dr. John Hayek, Vice Chancellor for Academic and Health Affairs; Ms. Carole Fox, Chief Audit Executive; Mr. Peter Maass, Director of Capital Projects Administration; Mr. Mike Wintemute, Deputy Vice Chancellor for Marketing and Communications; Ms. Donna Bryce, Senior Contract Administrator; Ms. Hannah Taplin, Executive Assistant; Ms. Laura Tibbitts, Director of Administration; various component campus representatives

### **Absent**

None

### **Discussion Items**

Committee Chair Bill Scott called on Mr. Daniel Harper to present the agenda items.

Mr. Harper presented SHSU: Design Development Documents for Coliseum Parking Garage. The committee approved the item to be taken to the full Board.

Mr. Harper presented TXST: Design Development Documents for Hilltop Housing Complex. The committee approved the item to be taken to the full Board.

Mr. Harper presented TXST: Design Development Documents for Roy F. Mitte Engineering Building Space Reconfigurations. The committee approved the item to be taken to the full Board.

Mr. Harper presented TSUS: Capital Improvements Program. The committee approved the item to be taken to the full Board.

Mr. Harper presented TSUS: Planning and Construction Report. This item was informational only. No action was taken.

### **Adjournment**

There being no further business before the Committee, Committee Chair Bill Scott adjourned the meeting at 11:19 a.m. CDT.

## **RULES AND REGULATIONS COMMITTEE**

---

### **Committee Members**

Regent Veronica Edwards, Committee Chair; Regent Don Flores; Regent Alan Tinsley

### **Call to Order**

The Rules and Regulations Committee of the Texas State University System was called to order on May 14, 2019 at 2:01 p.m. CDT by Committee Chair Veronica Edwards. The meeting was held telephonically.

### **Present**

Regent Veronica Edwards, Committee Chair; Regent Don Flores; Regent Alan Tinsley

### **Also Present**

Regent Bill Scott, Board Chair; Dr. Brian McCall, Chancellor; Dr. Fernando Gomez, Vice Chancellor and General Counsel; Mr. Daniel Harper, Vice Chancellor and Chief Financial Officer; Dr. John Hayek, Vice Chancellor for Academic and Health Affairs; Ms. Nelly Herrera, Deputy General Counsel; Mr. Bennett Bartlett, Associate General Counsel; Mr. Mike Wintemute, Deputy Vice Chancellor for Marketing and Communications; Ms. Carole Fox, Chief Audit Executive; Ms. Therese Sternenberg, Assistant Vice Chancellor; Ms. Candice Woodruff, Director of Policy & Planning; Ms. Laura Tibbitts, Director of Administration; various component campus representatives

### **Absent**

None

### **Discussion Items**

Committee Chair Veronica Edwards called on Dr. Fernando Gomez to present the agenda item.

Dr. Gomez presented TSUS: Approval of Rules and Regulations. The committee approved the item to be taken to the full Board, in addition to rules changes presented for approval on the Consent Agenda.

### **Adjournment**

There being no further business before the Committee, Committee Chair Veronica Edwards adjourned the meeting at 2:41 p.m. CDT.

## **FINANCE AND AUDIT COMMITTEE**

---

### **Committee Members**

Regent Alan Tinsley, Committee Chair; Regent Bill Scott; Regent Don Flores; Regent David Montagne

### **Call to Order**

The Finance and Audit Committee of the Texas State University System was called to order on May 15, 2019 at 2:01 p.m. CDT by Committee Chair Alan Tinsley. The meeting was held telephonically.

### **Present**

Regent Alan Tinsley, Committee Chair; Regent Bill Scott; Regent Don Flores; Regent David Montagne

### **Also Present**

Dr. Brian McCall, Chancellor; Mr. Daniel Harper, Vice Chancellor and Chief Financial Officer; Mr. Sean Cunningham, Vice Chancellor for Governmental Relations; Dr. John Hayek, Vice Chancellor for Academic and Health Affairs; Ms. Carole Fox, Chief Audit Executive; Mr. Mike Wintemute, Deputy Vice Chancellor for Marketing and Communications; Mr. Pierce Mitchell, Assistant Vice Chancellor for Governmental Relations; Ms. Kelly Wintemute, Compliance Officer; Ms. Laura Tibbitts, Director of Administration; various component campus representatives

### **Absent**

None

### **Discussion Items**

Committee Chair Alan Tinsley called on Mr. Daniel Harper to present the agenda items.

Mr. Harper presented TSUS: Disaster Recovery and Remediation Services. The committee approved the item to be taken to the full Board.

Mr. Harper presented TSUS: Operating Budget Adjustments. This item was informational only. No action was taken.

Mr. Harper presented TSUS: Status of Implementation of Audit and Compliance Recommendations. This item was informational only. No action was taken.

Mr. Harper briefly outlined the Consent Agenda item, which consisted of:

TSUS: Quasi Endowment Reports

The committee approved this item to be included on the Consent Agenda.

### **Adjournment**

There being no further business before the Committee, Committee Chair Alan Tinsley adjourned the meeting at 2:09 p.m. CDT.

## **BOARD OF REGENTS MEETING**

---

### **I. CALL TO ORDER**

The Quarterly Board of Regents meeting of The Texas State University System was called to order on Thursday, May 23, 2019 at 12:34 p.m. CDT by Chairman of the Board William Scott. The meeting was held at Texas State University, LBJ Student Center Ballroom, 301 Student Center Drive, San Marcos, TX. Noting the presence of a quorum, Chairman Scott called upon Vice Chairman Montagne to lead in the United States flag pledge, Regent Crain to lead in the Texas flag pledge, and Regent Tinsley to deliver the invocation.

### **II. ATTENDANCE**

#### **Present**

Chairman William Scott  
Vice Chairman David Montagne  
Regent Charlie Amato  
Regent Garry Crain  
Regent Don Flores  
Regent Nicki Harle  
Regent Alan Tinsley  
Student Regent Leanna Mouton

#### **Absent**

Regent Duke Austin  
Regent Veronica Edwards

#### **Also Present**

Chancellor Brian McCall, Ph.D.; President Ken Evans, LU; President Dana Hoyt, SHSU; President Bill Kibler, SRSU; President Denise Trauth, TXST; President Lonnie Howard, LIT; President Thomas Johnson, LSC-O; President Betty Reynard, LSC-PA

### **III. WELCOME REMARKS**

Chairman Scott welcomed all present and welcomed new regents, Mr. Don Flores and Ms. Nicki Harle, to the Texas State University System.

### **IV. APPROVAL OF MINUTES**

Upon motion of Chairman Scott, seconded by Regent Tinsley, with all Regents voting aye, it was ordered that the minutes of the quarterly Board of Regents meeting held on February 7-8, 2019 are approved.

### **V. ACADEMIC AND HEALTH AFFAIRS**

Regent Garry Crain, Chair of the Academic and Health Affairs Committee, presented the following agenda items:

#### **2019-53 SRSU: Degree Program Addition—Master of Education in Educational Technology**

Upon motion of Regent Crain, seconded by Regent Amato, with all Regents voting aye, it was ordered that Sul Ross State University is authorized to offer the Master of Education in Educational Technology degree effective September 1, 2019 upon approval by the TSUS Board of Regents and the Texas Higher Education Coordinating Board.

#### **2019-54 LIT: Advanced Technical Certificate in Liquefied Natural Gas (LNG) Operations**

Upon motion of Regent Crain, seconded by Regent Flores, with all Regents voting aye, it

was ordered that Lamar Institute of Technology (LIT) is authorized to offer a certificate program leading to the Advanced Technical Certificate (ATC) in LNG Operations, to be implemented upon final approval by the TSUS Board of Regents and the Texas Higher Education Coordinating Board.

**2019-55 LSCO: Approval of Lamar State College Orange's Strategic Plan: 2020-2024**

Upon motion of Regent Crain, seconded by Regent Harle, with all Regents voting aye, it was ordered that the Lamar State College Orange Strategic Plan: 2020-2024 is approved.

**2019-56 LSCO: New Program – Associate of Science in Computer Information Systems**

Upon motion of Regent Crain, seconded by Regent Amato, with all Regents voting aye, it was ordered that Lamar State College Orange is authorized to award an Associate of Science in Computer Information Systems (60 program hours).

**2019-57 LSCO: New Program – Associate of Science in Pre-Medical Professional**

Upon motion of Regent Crain, seconded by Regent Tinsley, with all Regents voting aye, it was ordered that Lamar State College Orange is authorized to award an Associate of Science in Pre-Medical Professional (60 program hours).

**2019-58 LSCO: New Program - Institutional Award in Pharmacy Technology**

Upon motion of Regent Crain, seconded by Regent Harle, with all Regents voting aye, it was ordered that Lamar State College Orange is authorized to award an Institutional Award in Pharmacy Technology (12 program hours).

**2019-59 LSCPA: New Degree, Associate of Applied Science in Culinary Arts and Hospitality and Level One Certificates in Culinary Arts Foundations and Culinary Arts Specialist**

Upon motion of Regent Crain, seconded by Regent Harle, with all Regents voting aye, it was ordered that Lamar State College Port Arthur is authorized to offer a degree program, leading to the Associate of Applied Science in Culinary Arts and Hospitality and Certificates in Culinary Arts Foundations and Culinary Arts Specialist. The program will be implemented upon final approval by the TSUS Board of Regents, the Texas Higher Education Coordinating Board, and the Southern Association of Colleges and Schools Commission on Colleges.

**2019-60 TSUS: Certified Enrollment Report**

Upon motion of Regent Crain, seconded by Regent Flores, with all Regents voting aye, it was ordered that the 2019 Spring Semester Certified Enrollment Report for the Texas State University System components is approved.

**Informational Item - TSUS: Admissions Report**

A brief update on admissions standards and procedures at TSUS component institutions was presented as an informational item only. No action was taken.

Regent Crain noted that the following items are found on the Consent Agenda:

- LU: Change of core course requirements in the College of Engineering graduate programs
- LU: Graduate Certificate in Vocology Delivery Modality Change



- LU: Revision of B.S. in Environmental Science Degree Plan
- LU: Revision of B. S. Interdisciplinary Studies Degree Program
- LU: Revise degree requirements of two environmental programs at master levels
- SHSU: Degree Program Relocation, Title Change, and CIP Code Change—  
Bachelor of Science in Wellness Management
- SHSU: Degree Program Title Change—Master of Education in Administration
- SHSU: Semester Credit Hour (SCH) Change Request—Master of Arts in Higher  
Education Administration
- SHSU: Degree Program Title Change—Bachelor of Fine Arts in Computer  
Animation
- SRSU: Change Semester Credit Hours in Master of Counselor Education
- SRSU: Change Semester Credit Hours in Master of Agriculture
- SRSU: Change the General Education Core Curriculum
- TXST: Add a Master of Arts Degree with a Major in Developmental Education via  
Distance Education
- TXST: Add a Master of Education Degree with a Major in Educational Technology  
via Distance Education
- TXST: Change the Bachelor of Science in Family and Consumer Sciences  
Degree with a Major in Family and Child Development
- TXST: Change the Bachelor of Science Degree with a Major in Electrical  
Engineering
- TXST: Change the Bachelor of Science Degree with a Major in Industrial  
Engineering
- TXST: Change the Bachelor of Science Degree with a Major in Manufacturing  
Engineering
- TXST: Change the Master of Science Degree with a Major in Athletic Training
- TXST: Change the Master of Science Degree with a Major in Family and Child  
Studies
- TXST: Delete the Bachelor of Science Degree with a Major in Athletic Training
- TXST: Delete the Graduate Certificate Program in Healthcare Administration
- TXST: Delete the Master of Education Degree with a Major in Physical Education
- LSCO: Program Modification for AAS Business Management
- LSCO: Program Modification for AAS Upward Mobility Nursing
- LSCO: Program Modification for CERT Pharmacy Technology
- LSCPA: Conversion from Clock Hours to Semester Credit Hours in Cosmetology  
Programs
- TSUS: Course Changes
- TSUS: Out-of-State/Out-of-Country Course Offerings

These items were voted on and passed under the approval of the Consent Agenda. These items can be found immediately following the meeting minutes.

## **VI. FINANCE AND AUDIT**

Regent Alan Tinsley, Chair of the Finance and Audit Committee, presented the following agenda items:

### **2019-61 TSUS: Disaster Recovery and Remediation Services**

Upon motion of Regent Tinsley, seconded by Regent Amato, with all Regents voting aye, it was ordered that Texas State University System Administration is authorized to execute agreements with BELFOR USA Group, Inc. and Cotton Commercial USA, Inc.

for disaster recovery and remediation services for a term not to exceed eight (8) years, including renewals.

**Informational Item - TSUS: Operating Budget Adjustments**

The Operating Budget Adjustments were presented as an informational item only. No action was taken.

**Informational Item - TSUS: Status of Implementation of Audit and Compliance Recommendations**

The Status of Implementation of Audit and Compliance Recommendations was presented as an informational item only. No action was taken.

Regent Tinsley noted that the following item is found on the Consent Agenda:

- TSUS: Quasi Endowment Reports

This item was voted on and passed under the approval of the Consent Agenda. This item can be found immediately following the meeting minutes.

**VII. PLANNING AND CONSTRUCTION**

Board Vice Chairman David Montagne, member of the Planning and Construction Committee, presented the following agenda items:

**2019-62 SHSU: Design Development Documents for Coliseum Parking Garage**

Upon motion of Regent Montagne, seconded by Regent Amato, with all Regents voting aye, it was ordered that the design development documents prepared by Flintco L.L.C and Page Southerland Page, Inc. of Houston, Texas, for the Coliseum Parking Garage project at Sam Houston State University are approved.

**2019-63 TXST: Design Development Documents for Hilltop Housing Complex**

Upon motion of Regent Montagne, seconded by Regent Tinsley, with all Regents voting aye, it was ordered that the design development documents, prepared by Barnes Gromatzky Kosarek Architects, Austin, Texas, for the Hilltop Housing Complex project, including its respective Hilltop Utilities Extension project, at Texas State University are approved.

**2019-64 TXST: Design Development Documents for Roy F. Mitte Engineering Building Space Reconfigurations**

Upon motion of Regent Montagne, seconded by Regent Flores, with all Regents voting aye, it was ordered that the design development documents, prepared by Brown Reynolds Watford Architects, Dallas, Texas, for the Roy F. Mitte Engineering Building Space Reconfigurations project at Texas State University are approved.

**2019-65 TSUS: Capital Improvements Program**

Upon motion of Regent Montagne, seconded by Regent Amato, with all Regents voting aye, it was ordered that the Capital Improvements Program for fiscal years 2020 through 2025 is adopted.

**Informational Item - TSUS: Planning and Construction Report**

The Planning and Construction Report was presented as an informational item only. No action was taken.

## VIII. RULES AND REGULATIONS

Regent Alan Tinsley, member of the Rules and Regulations Committee, presented the following agenda item and asked Dr. Fernando Gomez, Vice Chancellor and General Counsel, to discuss the changes to the Rules and Regulations.

### **2019-66 TSUS: Approval of Rules and Regulations**

Upon motion of Regent Tinsley, seconded by Regent Crain, with all Regents voting aye, it was ordered that the attached, proposed revisions to the Texas State University System *Rules and Regulations* are approved.

The changes to the Rules and Regulations that were approved by the Board, in addition to rules changes voted on and passed under the approval of the Consent Agenda, can be found in the Appendix following the meeting minutes.

## IX. GOVERNMENTAL RELATIONS

Chairman Scott called on Vice Chairman Montagne, who asked Vice Chancellor Sean Cunningham to make a brief report. Vice Chancellor Cunningham presented a legislative update concerning state and federal issues that have the potential to impact the Texas State University System.

## X. CONTRACTS

Chairman Scott noted that all contracts are on the Consent Agenda and that Dr. Fernando Gomez, Vice Chancellor and General Counsel, is available to answer any questions.

### **LU: Authorization for Agreement with Under Armour, Inc.**

Lamar University is authorized, to sign a five (5) year agreement, for approximately \$2,500,000, with Under Armour, Inc., allowing it to serve as the exclusive supplier of apparel and equipment to Lamar University's athletic programs and coaching staff, subject to review and approval as to legal form by the Vice Chancellor and General Counsel.

### **TXST: Acquisition of 4 Acres, Francis R. Horne and Linda M. Horne Living Trust**

Texas State University is authorized to acquire property, including mineral rights, from the Francis R. Horne and Linda M. Horne Living Trust, at a price not to exceed the appraised value and associated costs of acquisition, and that the University's Vice President for Finance and Support Services is authorized to execute all necessary documents, subject to approval as to legal form by the Vice Chancellor and General Counsel.

### **TXST: Easement Agreement with Consolidated Communications Enterprise Services, Inc.**

Texas State University is authorized to grant a telecommunications easement and surface site agreement to Consolidated Communications Enterprise Services, Inc., and execute all documents and instruments necessary to carry out this transaction, subject to approval as to legal form by the Vice Chancellor and General Counsel.

**TXST: Lease Agreement with Kerbey Lane Café, Inc.**

Texas State University is authorized to lease its restaurant facility, located on the San Marcos River and Sessom Drive in San Marcos, on the following terms and conditions: 1) the lease shall be for ten (10) years with two (2) five (5) year renewal options; and 2) an initial rental payment of \$130,000 per year, a fair market value as determined by the University administration.

**TXST: Signet Development, Ltd. Agreement**

Texas State University is authorized to enter into a Ground Lease and Agreement with Signet Development, Ltd. for the design, construction, and management of a Multi-Tenant Building at STAR Park, and the Vice President for Finance and Support Services is authorized to execute and accept all documents and instruments necessary to carry out this transaction upon approval as to legal form by the Vice Chancellor and General Counsel.

**TSUS: Governmental Relations Services**

Texas State University System Administration is authorized to execute an agreement with The Normandy Group, LLC, for governmental relations services for a term not to exceed seven (7) years including renewals, with a maximum contract value of \$2.1 million plus expenses.

All contract items were passed under the Consent Agenda and can be found following the meeting minutes.

**XI. PERSONNEL**

Chairman Scott asked for motions regarding the Personnel items from the Board members:

**2019-67 TSUS: Delegation of Authority to Determine the Compensation for the Chancellor**

Upon motion of Regent Tinsley, seconded by Regent Amato, with all Regents voting aye, it was ordered that the Chair of the Board of Regents is delegated the authority to determine the Fiscal Year 2020 compensation of the Chancellor.

**2019-68 TSUS: Delegation of Authority to Determine the Compensation for the Chief Audit Executive**

Upon motion of Regent Amato, seconded by Regent Flores, with all Regents voting aye, it was ordered that the Chair of the Finance and Audit Committee is delegated the authority to determine Fiscal Year 2020 compensation for the Chief Audit Executive.

Chairman Scott noted that the following item is found on the Consent Agenda:

- TSUS: Personnel

This item was voted on and passed under the approval of the Consent Agenda. This item can be found immediately following the meeting minutes.

## **XII. MISCELLANEOUS**

Chairman Scott presented the following agenda items:

### **2019-69 SHSU: Naming of New Alumni Center and Renaming Previous Alumni facility**

Upon motion of Regent Amato, seconded by Regent Tinsley, with all Regents voting aye, it was ordered that Sam Houston State University is authorized to name the facility in which the Alumni Relations Offices will be located as the John R. Ragsdale Alumni Center and to change the name of the John R. Ragsdale Visitor and Alumni Center, which was approved by the Board of Regents on August 16, 2007, to the Visitor Center.

### **2019-70 LSCO: Renaming of the Nursing Classroom Building in Honor of Nelda C. and H.J. Lutcher Stark**

Upon motion of Regent Montagne, seconded by Regent Amato, with all Regents voting aye, it was ordered that in consideration of past gifts of approximately \$500,000 and promise of increased funding over the next ten years in the total sum of \$1 million to the LSCO Stark Scholarship, Lamar State College Orange is authorized to rename its Nursing Classroom Building in honor of Nelda C. and H.J. Lutcher Stark.

### **2019-71 TSUS: Resolutions Honoring former Regents Dr. Jaime R. Garza, Vernon N. Reaser III, and Rossanna Salazar**

Upon motion of Chairman Scott, seconded by Regent Amato, with all Regents voting aye, it was ordered that the attached resolutions are adopted in recognition of former Regents Jaime R. Garza, Vernon N. Reaser III, and Rossanna Salazar.

#### **Resolution honoring Dr. Jaime R. Garza**

WHEREAS, Dr. Jaime R. Garza, a native of San Antonio, is a man of great academic achievement, earning his B.A. in political science from Tulane University and his M.D. (with honors) and D.D.S. degrees from Louisiana State University; and,

WHEREAS, Dr. Jaime R. Garza is a board certified surgeon and a Fellow in the American College of Surgeons; a professor of surgery (clinical) and otolaryngology (clinical); and senior academic administrator at The University of Texas Health Science Center at San Antonio where he founded and led its Division of Plastic and Reconstructive Surgery; and,

WHEREAS, Dr. Jaime R. Garza is a successful business owner, founder, president, and CEO of Texas Plastic Surgery and Renew Center at Stadia and past president of the Texas Society of Plastic Surgeons; and,

WHEREAS, Dr. Jaime R. Garza is an accomplished researcher and author, publishing groundbreaking work in the use of human regenerative cells for the treatment of osteoarthritis of the knee joint and a patent-holding expert in the treatment of sports related facial injuries; and has been a consultant to the NFL's New Orleans Saints and NBA's San Antonio Spurs and team physician for The University of Texas at San Antonio, several NCAA Final Four tournaments and U.S. Olympic Trials; and,

WHEREAS, Dr. Jaime R. Garza has been recognized both as a physician and businessman, receiving the AMA's "Emerging Leaders" award (2000); the San Antonio Business Journal's "Outstanding Physician" award; election by his peers as president of

the statewide Texas Society of Plastic Surgeons; selection as one of only three Texans invited to participate in the Forbes Healthcare Summit (2012); and recognition as “Businessman of the Year” by the Hispanic Chamber of Commerce; and,

WHEREAS, Dr. Jaime R. Garza, as a Tulane University football captain and receiver, broke almost all of the school’s receiving records; was named one of the “Best College Football Players in America;” attended NFL training camps with the Atlanta Falcons and New Orleans Saints; and was inducted into the Tulane Athletic Hall of Fame and the National Hispanic Sports Hall of Fame; and,

WHEREAS, Dr. Jaime R. Garza remains deeply committed to the communities where he has lived and worked, notably taking time away from his Texas practice in the aftermath of Hurricane Katrina to establish a pro bono health clinic in New Orleans; and,

WHEREAS, Dr. Jaime R. Garza was appointed to The Texas State University System Board of Regents by Governor Rick Perry in 2011, serving for eight years, including chairmanship of the Academic Affairs Committee; a two-year term as Board chair; and service as a critical member of the team that successfully advocated for the establishment and academic approval of a college of osteopathic medicine at Sam Houston State University;

NOW, THEREFORE, BE IT RESOLVED that the Board of Regents of The Texas State University System enthusiastically and unanimously adopt this Resolution, thanking Dr. Jaime R. Garza, a man of many titles and achievements and a fine gentleman, for his many contributions to The Texas State University System and to the State of Texas.

Adopted by the Board of Regents of The Texas State University System on this twenty-third day of May 2019.

### **Resolution honoring Vernon N. Reaser III**

WHEREAS, Vernon N. Reaser III was born in Houston and raised in South Texas around Victoria and has been around agriculture and energy all his life, including his family farming and ranching enterprises; and,

WHEREAS, Vernon N. Reaser III is a graduate of Texas State University, earning his Bachelor of Business Administration in Finance in 1988 and a Master of Business Administration the following year; and;

WHEREAS, Vernon N. Reaser III has been a passionate entrepreneur, having been involved in many small businesses from early on in his career, starting as a realtor at Reaser Realty Group and later owning his first business, Reaser Ad Pro, later gaining experience in the financial services and banking industries and working on larger entrepreneurial ventures, including production of a Hollywood movie; and,

WHEREAS, Vernon N. Reaser III is the founder, president and CEO of Texas Teachers, a certification company headquartered in Houston with offices around the state. Texas Teachers operates exclusively in Texas and is the single largest producer of teachers in the state, each year placing thousands of new teachers in hundreds of school districts across Texas. He is focused on innovative methods to support the teaching profession

and improve quality in the changing education landscape in Texas through curriculum and technology; and,

WHEREAS, Vernon N. Reaser III has given back to his community, serving on the board of the Victoria Crime Stoppers, Ducks Unlimited, and the Victoria Jaycees as well as actively involving himself with philanthropic causes, such as the Cattle Baron's Ball, raising money for the American Cancer Society, the Victoria Live Stock Show and Rodeo, and other civic and volunteer organizations; and,

WHEREAS, Vernon N. Reaser III was appointed to The Texas State University System Board of Regents by Governor Rick Perry in 2013, serving on several Board committees and chairing the *Rules and Regulations* Committee of the Board with great distinction;

NOW, THEREFORE, BE IT RESOLVED that the Board of Regents of The Texas State University System enthusiastically and unanimously adopt this Resolution, thanking Vernon N. Reaser III, entrepreneur, educator and a fine gentleman, for his many contributions to The Texas State University System and to the State of Texas.

Adopted by the Board of Regents of The Texas State University System on this twenty-third day of May 2019.

#### **Resolution honoring Rossanna Salazar**

WHEREAS, Rossanna Salazar holds a bachelor's degree in journalism from the University of Arizona in Tucson, she has chosen to spend her life and career in Texas; and,

WHEREAS, Rossanna Salazar began her career as a reporter for Texas newspapers in 1983 at the San Antonio *Express* where she covered local government affairs, later becoming a political writer for the *San Antonio Light* and a member of the newspaper's editorial board; and,

WHEREAS, Rossanna Salazar has earned the respect of the senators and governors, serving as press secretary and chief speechwriter for Governor Bill Clements from January 1987 to January 1991; working for then-Agriculture Commissioner Rick Perry as communications director, chief media spokesman, and as a member of his senior staff of advisors before becoming, in 1993, press secretary to the successful United States Senate campaign of Kay Bailey Hutchison; and,

WHEREAS, Rossanna Salazar has excelled in business as founder and managing partner of ROSS Communications Incorporated, a Texas-based public affairs and strategic communications firm that has served domestic and international clients since 1993, providing services that include issue management, strategic counsel, earned and social media, coalition building, and grassroots development; and,

WHEREAS, Rossanna Salazar is well respected in the business and professional arenas, serving as a member of the Executive Committee of the Texas Association of Business, member of the board of the Texas Conservative Coalition Research Institute and chairman of the Clements Legislative Scholars, a program of the Texas Conservative Coalition Research Institute; and,

WHEREAS, Rossanna Salazar was appointed to The Texas State University System Board of Regents by Governor Rick Perry in 2011, serving on the Board with great distinction and grace for eight years, culminating in a two-year term as chair, during which she provided both strong and principled leadership, and establishment and academic approval of a college of osteopathic medicine at Sam Houston State University;

NOW, THEREFORE, BE IT RESOLVED that the Board of Regents of The Texas State University System enthusiastically and unanimously adopt this Resolution, thanking Rossanna Salazar, a naturalized Texan, an exceptional business woman and a lady of the first order, for her loyalty and many contributions to The Texas State University System and to the State of Texas.

Adopted by the Board of Regents of The Texas State University System on this twenty-third day of May 2019.

Chairman Scott noted that the remaining item under the miscellaneous section will be heard on Friday, May 24, 2019.

Chairman Scott noted that the following items are found on the Consent Agenda:

- TSUS: Gifts
- TSUS: Holiday Schedules

These items were voted on and passed under the approval of the Consent Agenda. These items can be found immediately following the meeting minutes.

### **XIII. RECESS TO EXECUTIVE SESSION**

Chairman Scott recessed the Board to Executive Session at 2:00 p.m. CDT in accordance with *Chapter 551* of the *Texas Government Code* to discuss legal, real estate and personnel issues.

### **XIV. RECONVENE IN OPEN SESSION**

The Board reconvened in open session at 4:07 p.m. CDT on Thursday, May 23, 2019.

### **XV. RECESS**

At 4:08 p.m. CDT, Chairman Scott recessed the meeting until the following morning.



**XVI. RECONVENE**

The Quarterly Board of Regents meeting of the Texas State University System was reconvened on Friday, May 24, 2019 at 10:09 a.m. CDT by Chairman of the Board William Scott. The meeting was held at Texas State University, LBJ Student Center Ballroom, 301 Student Center Drive, San Marcos, TX. A quorum was present.

**XVII. ATTENDANCE**

**Present**

Chairman William Scott  
Vice Chairman David Montagne  
Regent Charlie Amato  
Regent Duke Austin  
Regent Garry Crain  
Regent Don Flores  
Regent Nicki Harle  
Regent Alan Tinsley  
Student Regent Leanna Mouton

**Absent**

Regent Veronica Edwards

**Also Present**

Chancellor Brian McCall, Ph.D.; President Ken Evans, LU; President Dana Hoyt, SHSU; President Bill Kibler, SRSU; President Denise Trauth, TXST; President Lonnie Howard, LIT; President Thomas Johnson, LSC-O; President Betty Reynard, LSC-PA

**XVIII. WELCOME REMARKS**

Chairman Scott welcomed new regent, Mr. Duke Austin, to the Texas State University System.

**XIX. STUDENT ADVISORY BOARD (SAB) REPORT**

Chairman Scott asked each president to introduce his or her respective students to the Board. The SAB President reported to the Board. The SAB report included a welcome and a written report distributed to the Regents outlining updates to previously reported initiatives, health resources, education accessibility/affordability, and campus security/safety.

**XX. PERSONNEL**

A walk-on item on the personnel agenda was considered.

**2019-72 TSUS: Board of Regents: Vote of Confidence for President Ken Evans, Lamar University**

Upon motion of Regent Montagne, seconded by Regent Amato, with all Regents voting aye, it was ordered that the Board of Regents hereby expresses its full confidence that President Ken Evans possesses the ability, intellect and experience necessary to lead Lamar University into the future.

**XXI. FINANCE AND AUDIT**

A walk-on item on the finance and audit agenda was considered.

**2019-73 TSUS: Designated Tuition Rates at the Lamar State Colleges**

Upon motion of Regent Tinsley, seconded by Regent Harle, with all Regents voting aye, it was ordered that System Administration and the Presidents of the Lamar State

Colleges are directed to submit a proposal to reduce designated tuition rates and expand educational opportunity in Southeast Texas to the Board of Regents at the August 2019 Board of Regents meeting, contingent upon increased funding from the Legislature to address the tax supported funding disparity.

**XXII. 2020 PROGRESS REPORT AND VIDEO**

Chancellor Brian McCall made a presentation on the 2020 System Progress Report.

**XXIII. CAMPUS UPDATE**

Chairman Scott called on Dr. Eugene Bourgeois to present a campus update for Texas State University.

**XXIV. TEXAS OPEN MEETINGS ACT UPDATE**

Chairman Scott called on Dr. Fernando Gomez to present an update regarding the Texas Open Meetings Act.

**XXV. TSUS FOUNDATION UPDATE**

Mr. Mike Wintemute, Executive Director of the Foundation, made a presentation to the Board regarding the current status of Foundation funds, awards and scholarships.

**XXVI. MISCELLANEOUS**

**2019-74 TXST: Authorization to take actions to recover losses and/or damages caused by defective design and/or construction of Ingram Hall**

Upon motion of Regent Flores, seconded by Regent Harle, with all Regents voting aye, it was ordered that the President of Texas State University and the Chancellor, upon the advice of legal counsel, take such actions as they judge to be reasonable and necessary to recover losses and/or damages caused by defective design and/or construction of Ingram Hall.

**2019-75 TSUS: Resolution Honoring Student Regent Leanna Mouton**

Upon motion of Regent Flores, seconded by Regent Harle, with all Regents voting aye, it was ordered that the following resolution is adopted in recognition of Student Regent Leanna Mouton.

WHEREAS, Leanna Mouton, a Houston native, graduated from Summer Creek High School in 2015, learning well the values of hard work, honesty, and determination from her parents, Matthew and Delia Mouton; and,

WHEREAS, Leanna Mouton received her Bachelor of Business Administration, *Cum Laude* in May 2019 from Texas State University with a major in management and a communication and honors studies minor, winning the 2019 Emmett and Miriam McCoy College of Business Administration Outstanding Undergraduate Management Student award; and,

WHEREAS, Leanna Mouton, upon the recommendations of the Student Government, University President Denise Trauth and System Chancellor Brian McCall, earned Governor Greg Abbott's appointment as a Student Regent, serving from June 1, 2018, through May 31, 2019; and,

WHEREAS, Leanna Mouton has earned multiple awards, including the Student Foundation Crest Award – Legatus – Ambassador; Circle of Change “America’s next top

leader” award; Alpha Lambda Delta National Academic Honor Society; Dean’s list; Department of Housing and Residence Life Living Learning Community – Outstanding Leader award; Educator of the year Resident Assistant awards; and,

WHEREAS, Leanna Mouton has generously given her time, energy, and effort to her college, university, and community as Student Foundation president; director of Annual Bobcat Pause Memorial Service; serving as a residential advisor and mentoring residents on social, health, and education issues and volunteering with several other organizations; and,

WHEREAS, Leanna Mouton has early demonstrated business acumen as legacy intern for McCoy’s Building Supply where she worked in the Hardlines Merchandising Department on various company projects to maintain market competitiveness and lead development training in self-awareness, conflict resolution, team building, and exceeding customer expectations; and,

WHEREAS, Leanna Mouton has well served this Board, its institutions and students as a Student Regent, devoting considerable time and effort to her regent’s duties and bringing to the Board her strong work ethic and passion for serving others;

NOW, THEREFORE, BE IT RESOLVED that the Board of Regents of the Texas State University System enthusiastically and unanimously adopt this Resolution, recognizing Leanna Mouton as among the best and brightest of her generation of students and thanking her for her exceptional service to The Texas State University System, its component institutions, their students, faculty, and staff.

Adopted by the Board of Regents of The Texas State University System on this twenty-fourth day of May 2019.

## **XXVII. FUTURE BOARD MEETINGS**

### **2019-76 TSUS: Approval of Future Board Meetings**

Upon motion of Chairman Scott, seconded by Regent Flores, with all Regents voting aye, it was ordered that

The future quarterly Board meetings are scheduled as follows:

February 13 – 14, 2020	Texas State University
May 21 – 22, 2020	Sam Houston State University
August 13 – 14, 2020	Austin
November 19 – 20, 2020	Lamar University

## **XXVIII. CONSENT AGENDA**

Chairman Scott asked if there were any items that Regents wanted to remove from the Consent Agenda. No items were removed from the Consent Agenda.

### **2019-77 TSUS: Approval of Consent Agenda**

Upon motion of Chairman Scott, seconded by Regent Amato, with all Regents voting aye, it was ordered that except for items removed from the Consent Agenda at the request of at least one Regent, all Consent Agenda items are approved.

**XXIX. GENERAL MOTIONS**

Chairman Scott outlined one general informational item regarding the schedule of upcoming board meetings:

August 22-23, 2019

Sul Ross State University

November 14-15, 2019

Sam Houston State University

**XXX. PUBLIC COMMENTS**

Chairman Scott called for public comments. Mr. Cecilio Lopez made comments on how grateful he is for the Texas State University System and how it has changed his life and his family's.

**XXXI. ADJOURNMENT**

Chairman Scott adjourned the meeting at 11:24 a.m. CDT.

Attested by:

Brian McCall, Ph.D.

Chancellor and Secretary to the Board

**CONSENT/APPENDIX**

CONSENT – ACADEMIC AFFAIRS

**LU: Change of core course requirements in the College of Engineering graduate programs**

Lamar University's College of Engineering core course requirements for Master of Engineering (ME), Master of Engineering Science (MES), Master of Environmental Engineering (MSEV), Doctor of Engineering (DE) and Doctor of Philosophy in Chemical Engineering (PhD) degree plans as specified by the respective departments engineering disciplines are approved.

**Explanation**

Lamar University requests that the academic departments in the College of Engineering prescribe their individual core courses that will benefit the graduate students in the respective departments. The proposed change has been approved by Lamar University Graduate Council on February 27, 2019.

## LU: Graduate Certificate in Vocology Delivery Modality Change

Lamar University is authorized to offer an online, 18-hour graduate level certificate in Vocology within the Department of Speech and Hearing Sciences and the Department of Music in the College of Fine Arts and Communication. This will be effective Fall 2019, following notification to the Texas Higher Education Coordinating Board and the Commission on Colleges of the Southern Association of Colleges and Schools.

### Explanation

The faculty members of the current Graduate Certificate in Vocology are requesting a change in delivery mode from hybrid to fully online. The hybrid program was previously approved by both the Board of Regents and the Texas Higher Education Coordinating Board. The critical component of the Graduate Certificate in Vocology for those who are not medical professionals is gaining familiarity with what observations and data can be gathered in the voice lab, and how to use that data in habilitation. Only medical professionals (i.e., otolaryngologists and speech-language pathologists) are certified to perform endoscopic evaluations (laryngoscopies). Candidates of this certificate program will most likely be voice professionals who would not be able to use laryngoscopic equipment in their own teaching/performing studios or other professional workplaces. The faculty will observe the candidates demonstrate learned skills in the speaking and performing voice habilitation courses via distance learning modules, as opposed to on-campus demonstration of those same skills. The proposed change from hybrid to fully online effects the delivery modality alone; the coursework and content remain the same and no additional resources are required.

The online curriculum has been evaluated and approved to be cross-listed in the Speech and Hearing Sciences Department and the Music Department through the Lamar University Curriculum committee and the Graduate Council. Please see an outline of the full curriculum below:

Course Title	Credits	Content
Speech Anatomy and Physiology SPHS/MUSI 5331	3	Structure and function of the systems involved in speech and singing.
Speech and Voice Science SPHS/MUSI 5314	3	Physics of sound and theoretical aspects of measuring sound related to speech and singing.
Instrumental Voice Analysis SPHS/MUSI 5217	2	Theory and practical experience in using technology for voice assessment.
Auditory Perceptual Training SPHS/MUSI 5118	1	Intensive training to improve auditory-perceptual aspects of sound related to speech and hearing (pitch, loudness, and quality).



Pedagogy of Performance SPHS/MUSI 5216	2	Theoretical aspects of teaching the singing/acting voice. This prepares the candidate in learning the language used by teachers of singing.
Literature of Vocology SPHS/MUSI 5225	2	Exploring available literature on principles related to vocology, including the history and growth of this field.
Speaking Voice Habilitation SPHS/MUSI 5228	2	Practical aspects of speaking voice therapy, vocal enhancement, and habilitation.
Performance Voice Habilitation SPHS/MUSI 5315	3	Practical aspects of performing voice therapy using principles related to vocal pedagogy, vocal performance, and voice production.
TOTAL HOURS	18	

## **LU: Revision of B.S. in Environmental Science Degree Plan**

Lamar University is authorized to revise its current B.S. in Environmental Science by replacing CVEN 3310 (Water Chemistry for Environmental Engineering) with BIOL 3450 (General Botany). This change will be effective Summer, 2019.

### **Explanation**

The College of Arts and Sciences, Department of Biology proposed changes to the Bachelor of Science in Environmental Science are:

- 1) replace CVEN 3310 (Water Chemistry for Environmental Engineering) with BIOL 3450 (General Botany), and
- 2) reduce the number of required free elective hours from four to three in maintaining a total of 120 hours for the degree.

CVEN 3310 has been discontinued by the Department of Civil and Environmental Engineering, and any CVEN we might replace it with has calculus as a prerequisite, which is an inappropriate math expectation for Environmental Science majors. BIOL 3450 would be a good addition to the degree plan, as a knowledge of plant biology is essential to understanding ecosystem function, especially in terrestrial ecosystems. Replacing a three credit course with a four credit course necessitates a reduction in the free electives by one credit to keep total degree plan credits at 120 in meeting state requirements.

## LU: Revision of B. S. Interdisciplinary Studies Degree Program

Lamar University is authorized to revise its current B. S. Interdisciplinary Studies degree plans. This will be effective Fall, 2019.

### Explanation

A review of the degree plan for the certification of the EC-12 Special Education area of the B. S. Interdisciplinary Studies Degree made it necessary to update that degree plan because of changes to the core course revisions made by the university, updates of courses from other departments within the degree plan, and changes in special education courses.

The following course changes were made which are reflected in the updated degree plan:

1. SPED 3371 Changed title, course description, and prerequisites
  - Change from SPED 3371 Appraisal Processes in the Exceptional Learner, and
    - Course Description: Students will be introduced to the appraisal process: types of standardized and informal assessment, implications of high-stakes testing and the impact of assessment on classroom instruction for the exceptional learner.
    - Prerequisites: Admission to Teacher Education; junior standing; 2.5 GPA and PEDG 3310 Co-requisite: SPED 2371.
  - Change to SPED 3371 Identification and Assessment of Exceptional Learners, and
    - Course Description: Introduction to the identification process and assessment methods for exceptional learners including types of standardized and informal assessment, testing modifications and accommodations, and the impact of assessment on classroom instruction for the exceptional learner.
    - Prerequisites: Admission to Teacher Education; junior standing; 2.75 GPA; PEDG 3300/3350/3351/3352; READ 3350/3390/3393/4305; SPED 2371/3370/3373
  
2. SPED 3372 Deletion/SPED 3370 Addition
  - Deletion of SPED 3372, Behavior Modification and Classroom Management and
  - Addition of SPED 3370 Positive Behavioral Intervention and Support
    - Course Description: Positive Behavioral Intervention and Support (PBIS) provides a multi-tiered approach to improve the effectiveness, efficiency, and equity in the areas of social, emotional, and behavioral development for all learners with a specific focus on such development for exceptional learners.
    - Prerequisites: Admission to Teacher Education; junior standing; 2.75 GPA; PEDG 3300; SPED 2371
  
3. SPED 3373 Changed prerequisites
  - from Admission to Teacher Education Co-requisites: READ 3393, SPED 3393, SPED 2371, SPED 3371, SPED 3372
  - to Admission to Teacher Education; junior standing; 2.75 GPA; Prerequisites PEDG 3300; READ 3350/3390/3393/4305; SPED 2371, SPED 3370

Freshman I	SUB	CR	Grade	Freshman II	SUB	CR	Grade
ENGL 1301 Composition I		3		ENGL 1302 Composition II		3	
HIST 1301 U.S. History I		3		HIST 1302 U.S. History II		3	

COMM 1315 Public Speaking I		3		SPSC 1301 Space Exploration		3	
BIOL 1308 or 1406 or 2401		3-4		MATH 1350 Fund. of Math for Elem Teachers		3	
MATH 1314 College Algebra		3		*CREATIVE ARTS		3	
Total 15 -16				Total 15			
				* CREATIVE ARTS (3hrs) from Arts 1301, 1303, Comm. 1375, Dance 2304, Music 1306, Music 1310, Phil 1330			
Sophomore I	SUB	CR	Grade	Sophomore II	SUB	CR	Grade
POLS 2301 Intro. to American Govt. I		3		POLS 2302 Intro to American Govt		3	
PHYS 1405 Elementary Physics I		4		*PEDG 3300 Human Dev. & Learning (F)		3	
*PEDG 2310 Intro to Teacher Educ.		3		MATH 3313 Elementary Geometry		3	
MATH 3312 Statistics		3		CHEM 2411 (Summer)		4	
PSYC 2301 Gen. Psyc. or SOCI 1301 Intro to Sociology		3		PEDG 2342 Diversity of Learners (Summer)			
				SPED 2371 Found. of Spec. Educ. (Summer)		3	
ENGL LIT 2000 level		3				3	
Total 19				Total 19			
*Application for admission to Teacher Education in this course				*Admission to Teacher Education required F = field hours			
Junior I	SUB	CR	Grade	Junior II	SUB	CR	Grade
*READ 3350 Lang Arts Methods		3		*PEDG 3352 or 3350 (F)		3	
*SPED 3370 Positive Behavior Intervention & Support		3		MUSI 3371 Music for Elem. Teachers <u>or</u> ARTS 3371 Study in Visual Art		3	
*PEDG 3351 Soc. Stud. Teach. Strat. (F)		3		*Reading Block: READ 3390/3393/4305		9	
*READ 3360 Children & YA Literature		3					
*SPED 4311 Curriculum & Instruction Lifeskills (F)		3					
*PEDG 3352 or 3350 (F)		3					
Total 18				Total 15			
*Admission to Teacher Education required F = field hours				*Admission to Teacher Education required F = field hours			
Senior I	SUB	CR	Grade	Senior II	SUB	CR	Grade
* READ 3326 Content Area Reading (3)		3		**PEDG 4630 Clinical Teaching		6	
*SPED 4307 Curriculum & Instruction Inclusion (F)		3		*SPED 3371 Ident. & Assess of Exceptional Learners		3	
*EACH 4303 Intro to Early Childhd. (F)		3					
*SPED 3373 Teach.		3					

Read. Excep. Lnr.							
*PEDG 3332 Technology		3					
*Must be admitted to Teacher Education; F = field hours							
Total 15				Total 9			
				*Admission to Teacher Education required. **This is your clinical teaching semester.			
				125-126 TOTAL			

## **LU: Revise degree requirements of two environmental programs at master levels**

Up to 3 graduate credit hours obtained from the undergraduate degree plans in math, science and engineering majors at Lamar University are authorized to be counted toward the required credit hours for its Master of Science in Environmental Engineering (MSVS) and Master of Science in Environmental Studies (MSVS) degree plans.

### **Explanation**

Lamar University requests that up to 3 graduate credit hours obtained from the undergraduate degree plans in math, science and engineering majors at Lamar University be counted toward the required credit hours for Master of Science in Environmental Engineering (MSVS) and Master of Science in Environmental Studies (MSVS) degree plans. The proposed revision has been approved by Lamar University Graduate Council on February 27, 2019. This change is aimed to (1) improve student outcomes and degree progress with consolidated course offerings, (2) provide additional benefits in student recruitment, student retention post undergraduate degree, and (3) meet the graduate education needs of industrial practitioners. The minimum semester hours of courses will remain as is.

## **SHSU: Degree Program Relocation, Title Change, and CIP Code Change—Bachelor of Science in Wellness Management**

Sam Houston State University is authorized to implement the following changes within the College of Health Science (10 1387) to be implemented September 1, 2019:

- 1) To relocate the Bachelor of Science degree with a major in Wellness Management (51.0001.00) from the Department of Population Health (2346) to the Department of Kinesiology (1677);
- 2) To change the name of the Bachelor of Science degree with a major in Wellness Management (51.001.00) TO the Bachelor of Science degree with a major in Human Performance and Wellness Management; and
- 3) To change the CIP code from 51.001.00 (Health and Wellness, General) TO 31.0505.00 (Kinesiology and Exercise Science).

### **Explanation**

#### **Degree Relocation**

The Bachelor of Science in Wellness Management was designed to prepare students for work in corporate fitness/wellness programs, commercial fitness facilities, and hospital-based wellness programs. Current employers seeking qualified job candidates identify Kinesiology as the discipline that best prepares students for employment in the noted jobs. In addition, students interested in fitness/wellness related careers most often search Kinesiology departments to find the appropriate degree offerings. Transferring the Bachelor of Science in Wellness Management degree to the Department of Kinesiology increases the attractiveness of the degree to students interested in fitness/wellness careers, fits well with the academic training and expertise of Kinesiology faculty, and enhances graduating students' marketability. As the Department of Population Health moves their focus into public health, epidemiology, health care facility management, and related areas, the Bachelor of Science in Wellness Management degree is no longer a good fit for their students and faculty, but instead, the Department of Kinesiology provides the appropriate "home" for such a degree.

#### **Degree Title and CIP Code Change**

The current degree program title of Wellness Management does not entirely reflect the degree plan or its potential attractiveness to students interested in preparation for professional careers in Fitness, Wellness, Human Performance, Strength and Conditioning, and related fields. A review of similar programs suggest the Bachelor of Science in Human Performance and Wellness Management would be a more accurate degree program title when located in the Department of Kinesiology. In light of the change to the degree title, a CIP code change is also being requested for better alignment.

## **SHSU: Semester Credit Hour (SCH) Change Request—Master of Arts in Higher Education Administration**

Sam Houston State University is authorized to implement the following Semester Credit Hour (SCH) increase to the Master of Arts in Higher Education Administration (13.0406.00), housed in the Department of Educational Leadership (0904), within the College of Education (05 0850), to be implemented September 1, 2019:

- 1) To increase the semester credit hours (SCH) from 30 to 36.

### **Explanation**

The Department of Educational Leadership faculty requests permission to increase the semester credit hours for the Master of Arts in Higher Education Administration from 30 semester credit hours to 36 semester credit hours. This increase will make the program more comparable to that of like programs at our peer institutions. At present, of the 21 Texas institutions offering either a master's degree in higher education administration or student affairs, only one institution (Texas A&M, Commerce) other than SHSU requires less than 36 semester credit hours for the degree. This indicates the necessity of a more robust program to address the increasingly complex environments of higher education and to prepare future leaders for these environments. By increasing the semester credit hours and allowing additional electives, the Master of Arts in Higher Education Administration will have the capability of being tailored to each individual student, expanding the marketability of each graduate.

This request comes in response to findings and recommendations from the 2018 graduate program performance review. Therefore, the program faculty and leadership in the Higher Education Administration program, as well as our external reviewers, feel strongly that an increase in credit hours will benefit our program and our students by providing flexibility and opportunities to enhance their degree.



## SHSU: Degree Program Title Change—Master of Education in Administration

Sam Houston State University is authorized to implement the following change in the Department of Educational Leadership (0904), within the College of Education (05 0850), to be implemented September 1, 2019:

- 1) To change the title of the Master of Education in Administration (13.0401.00) degree program to the Master of Education in School Leadership degree program.

### Explanation

The Department of Educational Leadership faculty requests permission to change the degree title of the current Master of Education in Administration to the Master of Education in School Leadership, enabling the program to more accurately represent to students and potential students the content of the degree.

When originally approved by the Texas Higher Education Coordinating Board and the Texas State University System Board of Regents, the title of the degree program, Master of Education in Administration, accurately represented the curriculum and outcomes of the degree. However, over time, the degree has evolved from a purely administrative focus, to an emphasis on school leadership, encompassing collaboration, instructional coaching, and data analysis for school improvement. This focus is guided, in part, by the changing needs of schools from that of a campus manager or administrator, to that of a campus instructional leader. Additionally, the national professional association for the field, the Educational Leadership Constituent Council (ELCC), modified its standards to reflect these changing needs. Likewise, the Council for the Accreditation for Educator Preparation (CAEP), the national accrediting agency for the SHSU Educator Preparation Program, supports these standards. Lastly, the Texas Education Agency (TEA), the state accreditor for principal preparations, mandates standards that are in alignment with the focus on the campus principal as a school instructional leader. In 2018, TEA changed the state certification from *Principal* to a certification in *School Leadership*. Therefore, the requested degree program title change is part of our efforts to align our program to these standards.

The program faculty and leadership in the principal preparation program feel strongly that a change in degree name, paired with curricular adaptations, will better represent the plan of study and objectives for the degree. Over the past few years, we have addressed curricula adaptations in our program by increasing the program from 30 hours to 36 hours. In addition, we increased the school practicum course (EDAD 6362) from 3 hours to 6 hours and added EDAD 5352 Communication for School Leaders to reflect the changing standards and needs of school leaders. Within the existing courses in our degree program, we have aligned the revised TEA standards to several of the courses. Although objectives or course descriptions have not changed, materials are being updated to better meet the course objectives. As required by TEA to offer the School Leadership certificate, nine new course assessments were developed and approved in December 2018 by TEA that reflect the change from administration to school leadership.

## **SHSU: Degree Program Title Change—Bachelor of Fine Arts in Computer Animation**

Sam Houston State University is authorized to implement the following change in the Department of Art (0310) housed within the College of Arts and Media (130321) to be implemented September 1, 2019:

- 1) To change the title of the Bachelor of Fine Arts with a major in Computer Animation (10.0304.00) degree TO the Bachelor of Fine Arts with a major in Animation (10.0304.00) degree.

### **Explanation**

The Department of Art at Sam Houston State University is requesting to change the title of the Bachelor of Fine Arts in Computer Animation to the Bachelor of Fine Arts in Animation.

This proposed change will more accurately describe the content of the degree. While computer technology is emphasized in most of the course work, the curriculum also includes many techniques that are not computer based. For instance, the history of animation before the advent of computer technology is taught with the principles and techniques of computer animation that are taught in the program being derived from this history. Furthermore, the principles of animation that are the basis of the pedagogy were developed independent of the computer.

In addition, the title change will eliminate possible confusion with programs in Computer Science as well as emphasize the artistic nature of the program. The degree title change does not involve changes to the type of degree designation, existing courses, completion requirements, or other substantive changes related to the program.

## **SRSU: Change Semester Credit Hours in Master of Counselor Education**

Sul Ross State University is authorized to change the number of semester credit hours required for the Master of Education in Counselor Education degree offered through Sul Ross State University from thirty-six semester credit hours to forty-eight.

### **Explanation**

The State Board for Educator Certification adopted new rules governing certification standards for school counselors in early, 2017, completing a process that began in March, 2016. The new standards align with the statute duties assigned to school counselors. Students beginning their school counselor education program in August, 2019 or later are required to earn a 48 semester credit hour Master's degree in Counseling. Program CIP Code: 13.1101.00.

## **SRSU: Change Semester Credit Hours in Master of Agriculture**

Sul Ross State University is authorized to change the number of semester credit hours required for the Master of Agriculture (M.Agr.) in Natural Resource Conservation degree from thirty-six semester credit hours to thirty.

### **Explanation**

The Master of Agriculture in Natural Resource Conservation is available completely online and is intended for working professionals looking to further their education but not able to attend classes in a traditional setting. In order to serve the needs of the working professional, the Master of Agriculture in Natural Resource Conservation degree may be completed in 16 months or spread out over several years as preferred by the student. The reduced number of hours required for the degree makes the degree more affordable to students and facilitates retention and graduation. The reduction in semester credit hours for the degree is also justified because the degree is not a research degree. The thirty semester credit hour degree meets the requirements of both the Texas Higher Education Coordinating Board and the Southern Association of Schools and Colleges-Commission on Colleges. CIP Code: 03.0601.00.

## **SRSU: Change the General Education Core Curriculum**

Sul Ross State University is authorized to implement, in accordance with the Texas Education Code and the rules and regulations for the Texas Higher Education Coordinating Board, the following changes to its General Education Core Curriculum course requirements effective Fall 2019:

- 1) To add Math 2413 (Calculus I) to the Foundational Component Area: Mathematics (4-0);
- 2) To add Biology 1306 (Biology for Majors I) to the Foundational Component Area: Life and Physical Sciences (3-0);
- 3) To add Biology 1307 (Biology for Majors II) to the Foundational Component Area: Life and Physical Sciences (3-0);
- 4) To add Biology 2301 (Anatomy and Physiology I) to the Foundational Component Area: Life and Physical Sciences (3-0);
- 5) To add Biology 2302 (Anatomy and Physiology II) to the Foundational Component Area: Life and Physical Sciences (3-0);
- 6) To add Biology 2321 (Microbiology for Science Majors) to the Foundational Component Area: Life and Physical Sciences (3-0);
- 7) To add ANSC 2312 (Current Issues in Agriculture) to the Foundational Component Area: Social and Behavioral Sciences (3 credit hours).

### **Explanation**

In accordance with Texas Education Code 61.88211-61.832, each institution of higher education that offers an undergraduate academic degree program shall design and implement a core curriculum, including specific courses composing the curriculum, of no less than 42 lower-division semester credit hours. Each institution of higher education that offers an undergraduate academic degree program shall develop its core curriculum by using the Coordinating Board-approved process, core objectives, and foundational component areas of the Texas Core Curriculum (TCC). Through the Texas Core Curriculum, students will gain a foundation of knowledge of human cultures and the physical and natural world, develop principles of personal and social responsibility for living in a diverse world, and advance intellectual and practical skills that are essential for all learning.

As per Texas Higher Education Coordinating Board rules, each Texas public institution of higher education may submit one comprehensive request per year to change its TCC. Therefore, Sul Ross State University respectfully submits the above course addition to the core curriculum effective Fall 2019.

## **TXST: Add a Master of Arts Degree with a Major in Developmental Education via Distance Education**

Texas State University is authorized to offer the existing Master of Arts degree with a major in Developmental Education via distance education.

### **Explanation**

Texas State University proposes a Master of Arts degree with a major in Developmental Education to be offered via distance education by the Department of Curriculum and Instruction in the College of Education beginning fall 2019. The distance learning design format of this proposed program would expand the market reach beyond the Interstate Highway 35 corridor typically served by Texas State. At the master's level, there are only two institutions in the country that offer master's degrees in developmental education: Grambling State University and Texas State. In addition, there are two other institutions that offer related degrees: Sam Houston State University and Appalachian State University. Developmental education is growing as a field of academic study because of projected job needs in postsecondary education. According to the Bureau of Labor Statistics' Occupational Outlook Handbook (2017), between 2014 and 2024, the need for educators in postsecondary institutions will grow from 1,313,000 to 1,490,000, an increase of 13 percent. Similarly, the need for postsecondary administrators is projected to grow from 175,100 to 190,300, an increase of nine percent. These are broad categories (because the Bureau of Labor Statistics' job categories do not specify developmental education); however, within these two broad areas are numerous jobs within the purview of developmental education.

The 36-hour Developmental Education program will offer 18 hours online for the Literacy concentration required courses. By the conclusion of the fifth year, the program estimates 28 new distance learning students.

Expenses for the proposed program are estimated at \$20,000 for marketing and student recruiting. New revenues generated by the proposed program changes are estimated to total \$333,483 from several funding sources, including designated tuition, graduate tuition, electronic course fees, and formula funding.

## **TXST: Add a Master of Education Degree with a Major in Educational Technology via Distance Education**

Texas State University is authorized to offer the existing Master of Education degree with a major in Education Technology via distance education.

### **Explanation**

Texas State University proposes a Master of Education degree with a major in Educational Technology to be offered via distance education by the Department of Curriculum and Instruction in the College of Education beginning fall 2019. The distance learning design format of this proposed program would expand the market reach beyond the Interstate Highway 35 corridor typically served by Texas State. Educators prepared at the master's level in educational technology are predicted to have bright employment opportunities through 2026 according to the United States Department of Labor's National Center for O\*NET Development. O\*NET Online projects 1,680 new openings for instructional coordinators in Texas alone between 2016 and 2026, a 20 percent increase. The same occupation is expected to increase by 11 percent, nationally, over the same period. O\*NET Online indicates that 60 percent of these positions will require a master's degree. Graduates of the Educational Technology program will be prepared to teach technology applications, use technology to support student learning of subject-area content, and provide professional development, mentoring, and basic technical and instructional assistance to other professional educators on their campuses and in their districts.

The 39-hour Educational Technology program is proposed to go online in fall 2019. A fully online track will be offered to students who enroll in six or nine credits per semester, including summer. By the conclusion of the fifth year, the program estimates 28 new distance learning students.

Expenses for the proposed program are estimated at \$25,000 for marketing and student recruiting. Anticipated revenues from the new program activities are expected to total \$311,469 from several funding sources, including designated tuition, graduate tuition, electronic course fees, and formula funding.

## **TXST: Change the Bachelor of Science in Family and Consumer Sciences Degree with a Major in Family and Child Development**

Texas State University is authorized to change the Bachelor of Science in Family and Consumer Sciences degree with a major in Family and Child Development to a major in Human Development and Family Sciences.

### **Explanation**

This name change will better represent the scientific and theoretical foundation of the discipline and the changing needs of the population served. The name change will also assist with competitively marketing the major as a rigorous and innovative program for prospective students and faculty members.

Other universities with similar programs include:

- Arizona State University
- Mississippi State University
- Ohio State University
- Texas Tech University
- The University of Texas at Austin
- Oregon State University
- University of Arizona
- University of North Texas

There are no anticipated new costs with this name change.



## **TXST: Change the Bachelor of Science Degree with a Major in Electrical Engineering**

Texas State University is authorized to change the semester credit hour requirement for the Bachelor of Science degree with a major in Electrical Engineering.

### **Explanation**

Texas State University has offered the Bachelor of Science degree with a major in Electrical Engineering since fall 2008 and that program currently requires 136 semester credit hours. In fall 2019, the General Education Core Curriculum for all undergraduate degree programs will be modified to include a new Component Area Option category coded as 093 Life and Physical Sciences. The new 093 Component Area Option category includes PHYS 2425 Electricity and Magnetism, a course already required for the Electrical Engineering major. The total degree requirements will thus be reduced from 136 to 133 semester credit hours.

## **TXST: Change the Bachelor of Science Degree with a Major in Industrial Engineering**

Texas State University is authorized to change the semester credit hour requirement for the Bachelor of Science degree with a major in Industrial Engineering.

### **Explanation**

Texas State University has offered the Bachelor of Science degree with a major in Industrial Engineering since fall 2004 and that program currently requires 135 semester credit hours. In fall 2019, the General Education Core Curriculum for all undergraduate degree programs will be modified to include a new Component Area Option category coded as 093 Life and Physical Sciences. The new 093 Component Area Option category includes PHYS 2425 Electricity and Magnetism, a course already required for the Industrial Engineering major. The total degree requirements will thus be reduced from 135 to 132 semester credit hours.

## **TXST: Change the Bachelor of Science Degree with a Major in Manufacturing Engineering**

Texas State University is authorized to change the semester credit hour requirement for the Bachelor of Science degree with a major in Manufacturing Engineering.

### **Explanation**

Texas State University has offered the Bachelor of Science degree with a major in Manufacturing Engineering since fall 2000 and the program currently requires 132 semester credit hours. In fall 2019, the General Education Core Curriculum for all undergraduate degree programs will be modified to include a new Component Area Option category coded as 093 Life and Physical Sciences. The new 093 Component Area Option category includes PHYS 2425 Electricity and Magnetism, a course already required for the Manufacturing Engineering major. The total degree requirements will thus be reduced from 132 to 129 semester credit hours.

## **TXST: Change the Master of Science Degree with a Major in Athletic Training**

Texas State University is authorized to change the semester credit hour requirement for the Master of Science degree with a major in Athletic Training.

### **Explanation**

Texas State University began a baccalaureate degree program in Athletic Training in fall 1990 and a post-professional master's Athletic Training degree program in fall 2007. Currently those programs require 120 semester credit hours and 37 hours, respectively. On May 20, 2015, the Strategic Alliance for Athletic Training announced that the professional degree for Athletic Training must be a master's level degree. The Commission on Accreditation of Athletic Training Education accreditation now requires that all Athletic Training baccalaureate programs may no longer admit, enroll, or matriculate students after the start of the fall 2022 semester. All professional master's level Athletic Training degree programs must be implemented no later than fall 2022.

In order for Texas State to continue providing athletic training education, the current post-professional master's degree program must change to an entry level Professional Masters Athletic Training program. The Athletic Training faculty have restructured the current curricula and plan to begin offering admittance for the Professional Masters Athletic Training program in summer 2020. The Professional Masters Athletic Training program will require 55 semester credit hours.

Other Professional Masters Athletic Training programs in Texas and their required semester credit hours include: Baylor University-52 semester credit hours; Stephen F. Austin State University-60 semester credit hours; Tarleton State University-49 semester credit hours; Texas A & M University-60 semester credit hours; Texas Lutheran University-52 semester credit hours; Texas Tech University-60 semester credit hours; The University of Texas at Arlington-52 semester credit hours; and University of Houston-53 semester credit hours.

According to the United States Bureau of Labor Statistics, employment of athletic trainers is projected to grow 23 percent from 2016 to 2026, much faster than the average for all occupations. Over the next decade, there is an estimated 6,300 new jobs projected for athletic trainers in the United States. Demand for athletic trainers is expected to increase as people become more aware of the effects of sports-related injuries, and as the middle-aged and older population remains active. The Texas Workforce Commission projects that for the time period 2016-2026, there will be 805 new jobs for athletic trainers in Texas, representing a 26.3 percent change for the time period.

## **TXST: Change the Master of Science Degree with a Major in Family and Child Studies**

Texas State University is authorized to change the Master of Science degree with a major in Family and Child Studies to a major in Human Development and Family Sciences.

### **Explanation**

This name change will better represent the scientific and theoretical foundation of the discipline and the changing needs of the population served. The name change will also assist with competitively marketing the major as a rigorous and innovative program for prospective students and faculty members, as well as allow the undergraduate students to see a graduate pathway for their career goals.

Other universities with similar programs include:

- Arizona State University
- Mississippi State University
- Ohio State University
- Oregon State University
- Texas Tech University
- The University of Texas at Austin
- University of Arizona
- University of North Texas

There are no anticipated new costs with this name change.

## **TXST: Delete the Bachelor of Science Degree with a Major in Athletic Training**

Texas State University is authorized to delete the Bachelor of Science degree with a major in Athletic Training.

### **Explanation**

Texas State University began a baccalaureate degree program in Athletic Training in fall 1990 and a post-professional master's degree program in Athletic Training in fall 2007. Currently those programs require 120 semester credit hours and 37 hours, respectively. On May 20, 2015, the Strategic Alliance for Athletic Training announced that the professional degree for Athletic Training must be a master's level degree. The Commission on Accreditation of Athletic Training Education accreditation now requires that all Athletic Training baccalaureate programs may no longer admit, enroll, or matriculate students after the start of the fall term 2022.

Texas State will admit the last class of baccalaureate Athletic Training students in fall 2019 and those students are planned to graduate in spring 2022. The program will be closed as of summer 2022.

## **TXST: Delete the Graduate Certificate Program in Healthcare Administration**

Texas State University is authorized to delete the Graduate Certificate Program in Healthcare Administration.

### **Explanation**

The School of Health Administration started an Executive Master of Healthcare Administration online track in fall 2018, which has replaced the need for a graduate certificate in Healthcare Administration because it allows a full-time employed graduate student to attend the face-to-face and online courses. The last five year's enrollment in the graduate certificate program has shown a significant lack of demand with a total of six students enrolled, of which several have decided to enroll in the Executive Master of Healthcare Administration degree program.

Currently, there is one student remaining in the graduate certificate program, and that student plans to complete the coursework in the spring 2019 term. The program will be closed as of summer 2019.

## **TXST: Delete the Master of Education Degree with a Major in Physical Education**

Texas State University is authorized to delete the Master of Education degree with a major in Physical Education.

### **Explanation**

The Physical Education major is nearing the margin of low producing programs, with the number of its graduates declining over the last five years. In 2017, there were four graduates, seven graduates in 2016, six graduates in 2015, and 12 graduates in 2014. Low producing degree programs are defined in the Texas Education Code, Chapter 61, Subchapter C, Section 61.0512(f), as amended by the Texas Legislature in July 2013. Standards for numbers of graduates of low-producing degree programs are: less than 25 graduates in five years for undergraduate programs, less than 15 graduates in five years for master's programs, and less than 10 graduates in five years for doctoral programs.

The Master of Education degree with a major in Physical Education currently enrolls 10 students. Those students will be given until summer 2022 to complete their program or to switch to newly created concentrations under the Exercise Science major. The new concentrations include Health and Rehabilitation Sciences, Strength/Conditioning and Sport Coaching, and Teacher Education. No new students will be admitted to the Physical Education major as of fall 2019 and the program will be closed as of summer 2022.



## LSCO: Program Modification for AAS Business Management

Lamar State College Orange is authorized to modify the Associate of Applied Science in Business Management degree (60 program hours) by removing ACNT 1329, Payroll Accounting, BMGT 2389, Internship-Business Administration and Management, and POFT 2312, Business Correspondence and Communication; and adding BUSI 2304, Business Report Writing and Correspondence, and BMGT 2341, Strategic Management.

### Explanation

- 1) Currently, students have the option to take MRKG 1311, Principles of Marketing or ACNT 1329, Payroll Accounting. Marketing is a required concept of all business professionals and must be taken by the students. Therefore, it is in the best interest of the students to remove the ACNT 1329, Payroll Accounting option from the degree plan.
- 2) BMGT 2389, Internship-Business Administration and Management does not provide the proper experience for all students. Replacing BMGT 2389, Internship-Business Administration and Management with BMGT 2341, Strategic Management will provide the necessary exposure to content and real-world business experiences that were the goals of an internship.
- 3) Replacing POFT 2312, Business Correspondence and Communication with BUSI 2304, Business Report Writing and Correspondence will provide a more in-depth exposure to content while still meeting the same educational goals.

Prior to implementation in fall 2019, the college will notify the Southern Association of Colleges and Schools Commission on Colleges (SACSCOC) and the Texas Higher Education Coordinating Board.

Proposed degree plan:

ACCT	2301	Principals of Accounting I - Financial	3
ACCT	2302	Principles of Accounting II - Managerial	3
ACNT	1311	Introduction to Computerized Accounting	3
BMGT	1301	Supervision	3
BMGT	2389	Internship - Business Management (remove)	3
BMGT	2341	Strategic Management (add)	3
BUSG	2309	Small Business Management	3
BUSI	1301	Business Principles	3
BUSI	1307	Personal Finance	3
BUSI	2301	Business Law	3
ECON	2301	Principles of Macroeconomics	3
ECON	2302	Principles of Microeconomics	3
MRKG	1301	Customer Relationship Management	3

MRKG 1311	Principles of Marketing or ACNT 1329 Payroll Accounting (remove)	3
COSC 1301	Introduction to Computing	3
ENGL 1301	Composition I	3
ITSW 1304	Introduction to Spreadsheets	3
POFT 2312	Business Correspondence and Communication (remove)	3
BUSI 2304	Business Report Writing and Correspondence (add)	3
COMMUNICATION* or COMPONENT AREA OPTION*		3
LANGUAGE, PHILOSOPHY, AND CULTURE* or CREATIVE ARTS*		3
LIFE AND PHYSICAL SCIENCES* or MATHEMATICS*		3
<b>TOTAL</b>		<b>60</b>

## **LSCO: Program Modification for AAS Upward Mobility Nursing**

Lamar State College Orange is authorized to change the name of the Associate of Applied Science in Upward Mobility Nursing to Associate of Applied Science in RN Transition Program (60 program hours).

### **Explanation**

Changing the name from the Associate of Applied Science in Upward Mobility Nursing to Associate of Applied Science in RN Transition Program will clearly differentiate this program from other types of nursing programs offered by LSCO, making it clearly identified as a RN program. The name change does not affect the current courses in the degree plan.

Prior to implementation in fall 2019, the college will notify the Southern Association of Colleges and Schools Commission on Colleges (SACSCOC) and the Texas Higher Education Coordinating Board.

## LSCO: Program Modification for CERT Pharmacy Technology

Lamar State College Orange is authorized to modify the degree program for the Certificate in Pharmacy Technology from 27 to 28 program hours by removing PHRA 2260, Clinical-Pharmacy Technician, and adding PHRA 2360, Clinical-Pharmacy Technician.

### Explanation

The Pharmacy Technology accreditation agency recommended both clinical experiences in the current degree plan have the same number of clinical contact hours. PHRA 2260 (Retail Pharmacy) is 128 contact hours while PHRA 2361 (Hospital Pharmacy) is 192 contact hours. The accreditation agency recommended removing PHRA 2260, Clinical-Pharmacy Technician, and replacing it with PHRA 2360, Clinical-Pharmacy Technician to align both clinical experiences.

Prior to implementation in fall 2019, the college will notify the Southern Association of Colleges and Schools Commission on Colleges (SACSCOC) and the Texas Higher Education Coordinating Board.

Proposed degree plan:

ENGL 1301	Composition I	3
PHRA 1301	Introduction to Pharmacy	3
PHRA 1304	Pharmacotherapy and Disease Process	3
PHRA 1305	Drug Classification	3
PHRA 1309	Pharmaceutical Mathematics I	3
PHRA 1313	Community Pharmacy Practice	3
PHRA 1349	Institutional Pharmacy Practice	3
PHRA 1445	Intravenous Admixture and Sterile Compounding	4
PHRA 2260	Clinical - Pharmacy Technician (remove)	3
PHRA 2360	Clinical - Pharmacy Technician (add)	3
PHRA 2361	Clinical - Pharmacy Technician	3
Total program hours		28

## **LSCPA: Conversion from Clock Hours to Semester Credit Hours in Cosmetology Programs**

Lamar State College-Port Arthur is authorized to convert from awarding credit in its Cosmetology Programs based on clock hours to awarding credit based on semester credit hours. This conversion will be implemented upon final approval by the TSUS Board of Regents, the Texas Higher Education Coordinating Board, and the Southern Association of Colleges and Schools Commission on Colleges.

### **Explanation**

Lamar State College Port Arthur's Cosmetology programs include a Cosmetology Operator Level I Certificate and a Cosmetology Operator Associate of Applied Science degree as well as a Cosmetology Instructor Level I Certificate and a Cosmetology Instructor Associate of Applied Science degree. The College plans to convert the current clock hour program to a semester credit hour program, which will enhance students' knowledge base by providing them with more incentive to finish their degree plans and graduate.

Currently, cosmetology students in Texas can sit for the state licensure exam if they have accumulated a designated number of clock hours in cosmetology training. This means that some students will leave the program without graduating if they have accumulated enough clock hours, despite the fact that they may be failing their courses. By converting to a credit hour system, students will be required to finish their courses with a 'C' or better before their accumulated clock hours will be awarded. Local industry experts support this change. The conversion will be implemented in the Fall 2019 Semester pending approval by the TSUS Board of Regents, the Texas Higher Education Coordinating Board, and the Southern Association of Colleges and Schools Commission on Colleges.

## **TSUS: Course Changes**

The proposed Course Additions, Deletions and Changes are approved.

### **Explanation**

In accordance with the System *Rules and Regulations, Chapter III, Section 1.(10) Curriculum Matters, Subsection 1.(10)2 Course additions, deletions, and changes* shall be submitted to the Board of Regents for approval.

# CURRICULUM INVENTORY REPORT

Lamar University

May 2019

COLLEGE/ Academic Unit	COURSE ADDITIONS	COURSE DELETIONS	COURSE TITLE CHANGES	NET ADDITIONS/ DELETIONS
<b>COLLEGE OF EDUCATION AND HUMAN DEVELOPMENT</b>				
Family and Consumer Sciences Academic Unit	77	70		7
<b>COLLEGE OF FINE ARTS AND COMMUNICATION</b>				
Music	8			8
Speech and Hearing Sciences	5			5
<b>TOTAL</b>	90	70		20

## COLLEGE OF EDUCATION AND HUMAN DEVELOPMENT

### *Family and Consumer Sciences*

#### **ADDITIONS**

FASH 1320	Textiles
FASH 2383	Apparel Analysis and Evaluation
FASH 2385	Introduction to Fashion Retailing
FASH 3370	Fashion Promotion and Visual Merchandising
FASH 4320	Fashion History I
FASH 4325	Fashion History II
FASH 4336	Merchandise Buying and Management
FASH 4346	Social Psychology of Apparel
FMST 1377	Intimate Relationships
FMST 2306	Historical Context of Families
FMST 2316	Community Resources
FMST 3302	The Whole Child
FMST 3340	Human Development I
FMST 3341	Human Development II
FMST 4305	Diverse Family Structures
FMST 4323	Administration of Programs
FMST 4326	Family Violence
FMST 4327	Parent-Child Relationships
FMST 4329	Family Interaction
FMST 4335	Contemporary Family Issues
HOSP 1301	Chef's Essentials
HOSP 1315	Basic Foods
HOSP 1372	Introduction to Hospitality Industry
HOSP 1373	Purchasing for Foodservice and Lodging
HOSP 1374	Hotel Management
HOSP 2303	Commercial Baking
HOSP 2314	Hospitality Financial Basics
HOSP 2324	Commercial Food Production I
HOSP 3313	Hospitality Facility Management
HOSP 3314	Food and Beverage Controls

HOSP 3315	Restaurant Applications
HOSP 3317	Hotel Front Office Management
HOSP 3318	Housekeeping for Lodging
HOSP 3324	Commercial Food Production II
HOSP 3333	Human Resources in Hospitality
HOSP 3360	Quantity Foods Management
HOSP 3372	Menu and Service Management
HOSP 3375	Beverage Management and Wine Appreciation
HOSP 3376	Convention and Meeting Management
HOSP 3377	Event Management
HOSP 4303	Pastries and Desserts
HOSP 4306	American Regional Cuisine
HOSP 4311	Travel and Tourism
HOSP 4312	Hospitality Law
HOSP 4314	Hospitality Marketing
HOSP 4321	Hospitality Technology Management
HOSP 4322	Casino Management
HOSP 4357	Hospitality Operational Analysis
HOSP 4360	Organizational Management for Services
NUTR 1322	Basic Nutrition
NUTR 3316	Nutrition and Fitness
NUTR 3320	Advanced Nutrition
NUTR 3328	Community Nutrition
NUTR 3330	Nutritional Biochemistry
NUTR 4300	Medical Nutrition Therapy I
NUTR 4307	Nutrition through the Life Cycle
NUTR 4315	Medical Nutrition Therapy II
NUTR 4331	Nutrition Assessment and Counseling
NUTR 4347	Food Science
NUTR 5303	Nutrition Research
NUTR 5304	Advanced Dietetics I
NUTR 5305	Advanced Dietetics II
NUTR 5306	Dietetic Practicum I
NUTR 5307	Dietetic Practicum II
NUTR 5309	The Energy Nutrients
NUTR 5325	Nutrition Education and Counseling
NUTR 5332	Vitamins and Minerals
NUTR 5338	Integrative Nutrition
NUTR 5348	Nutrition in Pregnancy and Infancy
NUTR 5349	Nutrition in Aging
NUTR 5350	Food, Culture and Health
NUTR 5351	Weight Management
NUTR 5352	Eating Disorders
NUTR 5359	Sports Nutrition
NUTR 5367	Field Experience
NUTR 5388	Dietetics Capstone
NUTR 5389	Nutrition Capstone

**DELETIONS**

FCSC 1301	Chef's Essentials
FCSC 1315	Food Preparations and Meal Management
FCSC 1320	Textiles
FCSC 1322	Nutrition and Diet
FCSC 1372	Introduction to Hospitality Industry
FCSC 1373	Purchasing for the Foodservice and Lodging Industry
FCSC 1374	Lodging and Property Management
FCSC 1377	Survey of Marriage and Family
FCSC 2303	Commercial Baking



FCSC 2306	Historical and Cultural Context of the Family
FCSC 2314	Hospitality Financial Basics
FCSC 2316	Community Resources for Families
FCSC 2324	Commercial Food Production I
FCSC 2370	Beverage Management and Wine Appreciation
FCSC 2372	Menu and Service Management
FCSC 2383	Apparel Analysis and Evaluation
FCSC 2385	Introduction to Fashion Retailing
FCSC 3301	Human Well-Being: Individual, Family, Community, World
FCSC 3313	Facilities Layout and Design
FCSC 3314	Food and Beverage Controls and Systems
FCSC 3315	Restaurant Applications
FCSC 3317	Hotel Front Office Management
FCSC 3318	Housekeeping for Lodging Properties
FCSC 3320	Advanced Nutrition
FCSC 3324	Commercial Food Production II
FCSC 3328	Community Nutrition
FCSC 3330	Nutritional Biochemistry
FCSC 3340	Child and Adolescent Development
FCSC 3341	Human Development II
FCSC 3360	Quantity Foodservice Systems Management
FCSC 3370	Fashion Promotion and Visual Merchandising
FCSC 3376	Convention, Meeting and Catering Management
FCSC 4300	Medical Nutrition Therapy I
FCSC 4303	Pastries and Desserts
FCSC 4305	Nontraditional Family Structures
FCSC 4307	Nutrition through the Life Cycle
FCSC 4311	Travel and Tourism
FCSC 4312	Hospitality Industry Law
FCSC 4314	Hospitality Industry Marketing
FCSC 4315	Medical Nutrition Therapy II
FCSC 4320	Fashion History I
FCSC 4321	Computers in Hospitality
FCSC 4322	Casino Management
FCSC 4323	Administration of Programs for Families
FCSC 4325	Fashion History II
FCSC 4326	Family Violence
FCSC 4327	Parent-Child Relationships
FCSC 4329	Family Interaction & Function
FCSC 4335	Contemporary Issues in Family Life
FCSC 4336	Merchandise Buying and Management
FCSC 4347	Advanced Foods
FCSC 4357	Operational Analysis for Hospitality Managers
FCSC 4360	Organizational Behavior and Management in the Service Industry
FCSC 5303	Nutrition Research
FCSC 5304	Advanced Dietetics I
FCSC 5305	Advanced Dietetics II
FCSC 5306	Dietetic Practicum I
FCSC 5307	Dietetic Practicum II
FCSC 5309	The Energy Nutrients
FCSC 5325	Nutrition Education and Counseling
FCSC 5332	Vitamins and Minerals
FCSC 5338	Complementary and Alternative Nutrition Therapies
FCSC 5348	Nutrition in Pregnancy and Infancy
FCSC 5349	Nutrition in Aging
FCSC 5350	Food, Culture and Health
FCSC 5351	Weight Management
FCSC 5352	Eating Disorders
FCSC 5359	Sports Nutrition

FCSC 5388                   Dietetics Capstone  
FCSC 5389                   Nutrition Capstone

**COLLEGE OF FINE ARTS AND COMMUNICATION**

***Music***

**ADDITIONS**

MUSI 5118	Auditory Perceptual Training
MUSI 5216	Pedagogy of Performance
MUSI 5217	Instrumental Analysis of Voice
MUSI 5225	Literature of Vocology
MUSI 5228	Speaking Voice Habilitation
MUSI 5314	Speech and Voice Science
MUSI 5315	Performing Voice Habilitation
MUSI 5331	Speech Anatomy and Physiology

***Speech and Hearing Sciences***

**ADDITIONS**

SPHS 5118	Auditory Perceptual Training
SPHS 5216	Pedagogy of Performance
SPHS 5217	Instrumental Analysis of Voice
SPHS 5225	Literature of Vocology
SPHS 5228	Speaking Voice Habilitation

SUL ROSS STATE UNIVERSITY

S U M M A R Y T A B L E

SHOWING MAGNITUDE OF REQUESTS FOR THE ADDITION, DELETION, AND  
CHANGES IN COURSES

<u>PROGRAM</u>	<u>COURSE ADDITIONS</u>	<u>COURSE DELETIONS</u>	<u>COURSE CHANGES: PREFIX, NUMBER, AND/OR TITLE</u>	<u>NET ADDITIONS/ DELETIONS</u>
<u>****COLLEGE OF ARTS AND SCIENCES****</u>				
<u>Department:</u>				
Behavioral and Social Sciences	1	0	0	1
Biology, Geology and Physical Sciences	1	0	0	1
Subtotal	2	0	0	2
TOTAL	2	0	0	2

**COLLEGE OF ARTS AND SCIENCES**

**Department of Behavioral and Social Sciences**

ADDITIONS

ANTH 2311 Special Topics in Anthropology

**Department of Biology, Geology and Physical Sciences**

ADDITIONS

PHYS 4303 Special Topics in Physics

**COURSE ADDITIONS, DELETIONS,  
and CHANGES  
Lamar State College Orange**

<b>COLLEGE/ Academic Unit</b>	<b>COURSE ADDITIONS</b>	<b>COURSE DELETIONS</b>	<b>COURSE CHANGES: PREFIX, HRS, NUMBER AND/OR TITLE</b>	<b>NET ADDITIONS/ DELETIONS</b>
Academic Studies	0	0	0	0
Health, Workforce, and Technical Programs	3	2	0	1
<b>TOTAL</b>	<b>3</b>	<b>2</b>	<b>0</b>	<b>1</b>

***Academic Studies***

**ADDITIONS**

**DELETIONS**

**CHANGES**

***Health, Workforce, and Technical Programs***

**ADDITIONS**

BMGT 2341 Strategic Management  
 BUSI 2304 Business Report Writing and Correspondence  
 PHRA 2360 Clinical Pharmacy Technician/Assistant

**DELETIONS**

BMGT 2389 Internship – Business Administration and Management, General  
 POFT 2312 Business Correspondence and Communication

**CHANGES**

**Lamar State College-Port Arthur**

<b>COLLEGE/ Academic Unit</b>	<b>COURSE ADDITIONS</b>	<b>COURSE DELETIONS</b>	<b>COURSE CHANGES: PREFIX, HRS, NUMBER AND/OR TITLE</b>	<b>NET ADDITIONS/ DELETIONS</b>
<b>ACADEMIC</b>				
General Education/Developmental Studies – Core Curriculum	34	18		16
<b>TECHNICAL</b>				
Culinary Arts and Hospitality	15	0		15
Drafting Technology	10	8		2
Heating, Ventilation & Air Conditioning	1	1		0
Instrumentation Technology	2	1		1
Medical Coding Specialist	4	3		1
Medical Office Administration	2	2		0
Paralegal	1	1		0
Process Technology	5	4		1
Software Developer/Game Design	5	4		1
<b>TOTAL</b>	<b>79</b>	<b>64</b>		<b>37</b>

**DIVISION OF ACADEMIC STUDIES**

**General Education/Developmental Studies**

**ADDITIONS**

BIOL 1306	Biology for Science Majors I
BIOL 1106	Biology for Science Majors I lab
BIOL 1307	Biology for Science Majors II
BIOL 1107	Biology for Science Majors II lab
BIOL 2301	Anatomy and Physiology I
BIOL 2101	Anatomy and Physiology I lab
BIOL 2302	Anatomy and Physiology II
BIOL 2102	Anatomy and Physiology II lab
CHEM 1305	Introductory Chemistry I
CHEM 1105	Introductory Chemistry I lab
CHEM 1306	Introductory Chemistry I
CHEM 1106	Introductory Chemistry I lab
CHEM 1307	Introductory Chemistry II
CHEM 1107	Introductory Chemistry II lab
CHEM 1311	General Chemistry I
CHEM 1111	General Chemistry I lab
CHEM 1312	General Chemistry II
CHEM 1112	General Chemistry II lab
GEOL 1303	Physical Geology
GEOL 1103	Physical Geology lab
GEOL 1304	Historical Geology
GEOL 1104	Historical Geology lab
PHYS 1301	College Physics I
PHYS 1101	College Physics I lab

PHYS 1302 College Physics II  
 PHYS 1102 College Physics II lab  
 PHYS 1305 Elementary Physics I  
 PHYS 1105 Elementary Physics I lab  
 PHYS 1307 Elementary Physics II  
 PHYS 1107 Elementary Physics II lab  
 PHYS 1315 Physical Science I  
 PHYS 1115 Physical Science I lab  
 PHYS 1317 Physical Science II  
 PHYS 1117 Physical Science II lab

**DELETIONS**

BIOL 1406 Biology for Science Majors  
 BIOL 1407 Biology for Science Majors  
 BIOL 2401 Anatomy and Physiology I  
 BIOL 2402 Anatomy and Physiology II  
 CHEM 1405 Introductory Chemistry  
 CHEM 1406 Introductory Chemistry  
 CHEM 1407 Introductory Chemistry II  
 CHEM 1408 Chemistry  
 CHEM 1411 General Chemistry  
 CHEM 1412 General Chemistry II  
 GEOL 1403 Physical Geology  
 GEOL 1404 Historical Geology  
 PHYS 1401 College Physics I  
 PHYS 1402 College Physics II  
 PHYS 1405 Elementary Physics I  
 PHYS 1407 Elementary Physics II  
 PHYS 1415 Physical Science I  
 PHYS 1417 Physical Science II

**CHANGES**

NONE

**DIVISION OF TECHNICAL PROGRAMS**

**Culinary Arts and Hospitality**

**ADDITIONS**

CHEF 1264 Practicum Culinary Arts  
 CHEF 1301 Basic Food Preparation  
 CHEF 1305 Sanitation and Safety  
 CHEF 1310 Garde Manger  
 CHEF 1441 American Regional Cuisine  
 CHEF 2302 Saucier  
 CHEF 2331 Advance Food Preparation  
 HAMG 1321 Intro to Hospitality Industry  
 HAMG 1340 Hospitality Legal Issues  
 HAMG 2301 Principles of Food and Beverage Operations  
 PSTR 1301 Fundamentals of Baking  
 RSTO 1313 Hospitality Supervision  
 RSTO 1325 Purchasing for Hospitality Operations  
 RSTO 1380 Cooperative Education-Restaurant, Culinary, and Catering Management  
 RSTO 2301 Principles of Food and Beverage Controls

**DELETIONS**

NONE

**CHANGES**

NONE

**Drafting Technology**

**ADDITIONS**

DFTG 1333 Mechanical Drafting  
DFTG 1345 Parametric Modeling and Design  
DFTG 2332 Advanced Computer Aided Drafting  
DFTG 2345 Advanced Pipe Drafting  
ITSW 1310 Intro to Presentation Graphics Software  
PHYS 1315 Physical Science I  
POFT 2312 Business Correspondence & Communication  
TECM 1301 Industrial Mathematics  
Humanities/Fine Arts  
Social/Behavioral Science

**DELETIONS**

ARTS 1301 Art Appreciation  
DFTG 1409 Basic Computer Aided Drafting  
ITSC 1401 Introduction to Computers  
MATH 1332 Quantitive Reasoning  
POFT 1313 Professional Workforce Preparation  
PSYC 2301 General Psychology  
TECM 1349 Technical Math Applications  
SRVY 1301 Introduction to Surveying

**CHANGES**

NONE

**Heating, Ventilation and Air Conditioning**

**ADDITIONS**

PHYS 1315 Physical Science I

**DELETIONS**

MATH 1332 Quantitive Reasoning

**CHANGES**

NONE

**Instrumentation Technology**

**ADDITIONS**

PHYS 1315 Physical Science I  
PHYS 1115 Physical Science I (lab)

**DELETIONS**

PHYS 1405 Elementary Physics I

**CHANGES**



NONE

### **Medical Coding Specialist**

#### **ADDITIONS**

BIOL 2301 Anatomy & Physiology I  
BIOL 2101 Anatomy & Physiology I lab  
HITT 1266 Practicum  
HPRS 2331 General Health Professions Management

#### **DELETIONS**

BIOL 2401 Anatomy & Physiology  
HITT 1280 Coop Education-Health Information/Medical Records Technology  
POFM 2333 Medical Document Production

#### **CHANGES**

NONE

### **Medical Office Administration**

#### **ADDITIONS**

HPRS 2331 General Health Professions Management  
POFM 2310 Intermediate Coding

#### **DELETIONS**

POFI 2340 Advanced Word Processing  
POFM 2333 Medical Document Production

#### **CHANGES**

NONE

### **Paralegal**

#### **ADDITIONS**

LGLA 2339 Certified Paralegal Exam Review

#### **DELETIONS**

HRPO 1311 Human Relations

#### **CHANGES**

NONE

### **Process Technology**

#### **ADDITIONS**

CHEM 1305 Introductory Chemistry I  
CHEM 1105 Introductory Chemistry I (lab)  
TECM 1301 Industrial Mathematics  
PHYS 1315 Physical Science I  
PHYS 1115 Physical Science I (lab)

#### **DELETIONS**

CHEM 1405	Introductory Chemistry
CTEC 2480	Coop-Education Chemical Technology/Technician
MATH 1332	Contemporary Math
PHYS 1405	Elementary Physics I

**CHANGES**

NONE

**Software Developer/Game Design**

**ADDITIONS**

ITSE 1346	Database Theory & Design
ITSE 1333	Mobile Application Development
ITNW 1325	Fundamentals of Networking Technologies
ITSY 1300	Fundamentals of Information Security
ITSE 2386	Internship-Computer Programming

**DELETIONS**

GAME 1304	Level Design
IMED 1301	Introduction to Digital Media
ITSW 2337	Advanced Database
POFI 2350	Databases

**CHANGES**

NONE

## **TSUS: Out-of-State/Out-of-Country Course Offerings**

### **Recommendation**

The proposed Out-of-State/Out-of-Country Course Offerings for the following Texas State University System components are approved.

### **Background**

In accordance with the *System Rules and Regulations, Chapter III, Section 1.(10) Curriculum Matters, Subsection 1.(10)6 Out-of-state course offerings* shall be submitted to the Board of Regents for approval.

**Lamar University**  
Out-of-Country Study Report May 2019

**Winter**

Location: Alicante, SPAIN  
Course Number and Title: MGMT 4390 Special Problems in Business  
Dates of Travel: January 7 – January 18, 2019  
Instructor: Dr. Henry Venta, Professor of Management  
Credit for Course: 3 Semester Credit Hours

Location: Alicante, SPAIN  
Course Number and Title: MGMT 5380 Strategic Management  
Dates of Travel: January 7 – January 18, 2019  
Instructor: Dr. Henry Venta, Professor of Management  
Credit for Course: 3 Semester Credit Hours

**Spring**

Location: DOMINICAN REPUBLIC  
Course Number and Title: MGMT 4390 Special Problems in Business  
Dates of Travel: March 9 – March 27, 2019  
Instructor: Dr. Gevorg Sargsyan, Professor of Economics and Finance  
Credit for Course: 3 Semester Credit Hours

Location: DOMINICAN REPUBLIC  
Course Number and Title: MGMT 5380 Strategic Management  
Dates of Travel: March 9 – March 27, 2019  
Instructor: Dr. Dan French, Professor and Dean, College of Business  
Credit for Course: 3 Semester Credit Hours

**Summer**

Location: DOMINICAN REPUBLIC  
Course Number and Title: Practical Learning Class, No course affiliation  
Dates of Travel: May 20 – May 27, 2019  
Instructor: Dr. Stacey Knight, Professor of Nursing  
Credit for Course: 28-32 CBSL Hours

Location: Florence, ITALY  
Course Number and Title: HIST4343 Renaissance and Reformation Europe  
Dates of Travel: May 22 – June 22, 2019  
Instructor: Dr. Rebecca Boone, Professor of History  
Credit for Course: 3 Semester Credit Hours

Location: Salamanca, SPAIN  
Course Number and Title: SPAN 5320 Sintaxis Del Espanol  
Dates of Travel: June 25 – July 28, 2019  
Instructor: Dr. Elia Hatfield, Assistant Professor of Spanish  
Credit for Course: 3 Semester Credit Hours

Location: Salamanca, SPAIN  
Course Number and Title: SPAN 5330 Literatura Espanola  
Dates of Travel: June 25 – July 28, 2019  
Instructor: Dr. Elia Hatfield, Assistant Professor of Spanish  
Credit for Course: 3 Semester Credit Hours

Location: Salamanca, SPAIN  
 Course Number and Title: SPAN 5340 Cultura Espanola  
 Dates of Travel: June 25 – July 28, 2019  
 Instructor: Dr. Elia Hatfield, Assistant Professor of Spanish  
 Credit for Course: 3 Semester Credit Hours

Location: Florence, ITALY  
 Course Number and Title: ART4392 Study Abroad Italy  
 Dates of Travel: May 22 – June 22, 2019  
 Instructor: Prof. Xenia Fedorchenko, Associate Professor of Art  
 Credit for Course: 3 Semester Credit Hours

Location: Sao Paolo, BRAZIL  
 Course Number and Title: SPHS 4350 Problems and Projects  
 Dates of Travel: May 15 – May 27, 2019  
 Instructor: Dr. Lilian Felipe, Assistant Professor of Speech and Hearing Science  
 Credit for Course: 3 Semester Credit Hours

Location: Alicante, SPAIN  
 Course Number and Title: MGMT 4390 Special Problems in Business  
 Dates of Travel: June 3 – June 14, 2019  
 Instructor: Dr. Gevorg Sargsyan, Assistant Professor of Management  
 Credit for Course: 3 Semester Credit Hours

Location: Alicante, SPAIN  
 Course Number and Title: MGMT 5380 Strategic Management  
 Dates of Travel: June 3 – June 14, 2019  
 Instructor: Dr. Dan French, Professor and Dean, College of Business  
 Credit for Course: 3 Semester Credit Hours

Location: Taipei and Hainan, TAIWAN  
 Course Number and Title: DANC 4301 Problems in Dance  
 Date of Travel: May 17 – June 2, 2019  
 Instructor: Prof. Golden Wright, Associate Professor of Dance  
 Credit for Course: 3 Semester Credit Hours

Location: Paris, FRANCE  
 Course Number and Title: DSDE 4350 Problem & Project Communication (Section 001)  
 Dates of Travel: July 18 – August 3, 2019  
 Instructor: Mr. Cain Chiasson, Instructor of Deaf Studies and Deaf Education  
 Credit for Course: 3 Semester Credit Hours

Location: Paris, FRANCE  
 Course Number and Title: DSDE 4350 Problem & Project Communication (Section 002)  
 Dates of Travel: July 18 – August 3, 2019  
 Instructor: Dr. Laura Maddux, Asst Prof of Deaf Studies and Deaf Education  
 Credit for Course: 3 Semester Credit Hours

Location: Paris, FRANCE  
 Course Number and Title: DSDE 4350 Problem & Project Communication (Section 003)  
 Dates of Travel: July 18 – August 3, 2019  
 Instructor: Dr. Zanthia Smith, Assoc Prof of Deaf Studies and Deaf Education  
 Credit for Course: 3 Semester Credit Hours

Location: Brighton, ENGLAND  
 Course Number and Title: COMM 3381 Photo Journalism  
 Dates of Travel: June 11 – June 29, 2019

Instructor: Mr. Andy Coughlan, Instructor of Communication and Media  
Credit for Course: 3 Semester Credit Hours

Location: Brighton, ENGLAND  
Course Number and Title: COMM 4396 Studies in Media  
Dates of Travel: June 11 – June 29, 2019  
Instructor: Mr. Andy Coughlan, Instructor of Communication and Media  
Credit for Course: 3 Semester Credit Hours

Location: Bonn, GERMANY  
Course Number and Title: PHYS 4301  
Dates of Travel: June 8 – July 6, 2019  
Instructor: Dr. Philip Cole, Professor of Physics  
Credit for Course: 3 Semester Credit Hours

Location: Seoul, SOUTH KOREA & Taipei, TAIWAN  
Course Number and Title: SOCIO 4300 Seminar in Sociology  
Dates of Travel: May 26 – June 10, 2019  
Contact: Dr. Chiung-Fang Chang, Assoc Prof of Sociology  
Credit for Course: 3 Semester Credit Hours

Location: Seoul, SOUTH KOREA & Taipei, TAIWAN  
Course Number and Title: CRIJ 4302 Deviance in Global Perspectives  
Dates of Travel: May 26 – June 10, 2019  
Contact: Dr. Cheng-Hsien Lin, Assoc Prof of Criminal Justice  
Credit for Course: 3 Semester Credit Hours

Location: Seoul, SOUTH KOREA & Taipei, TAIWAN  
Course Number and Title: CRIJ 5340 Criminal Justice Studies  
Dates of Travel: May 26 – June 10, 2019  
Contact: Dr. Robert Worley, Assoc Prof of Criminal Justice  
Credit for Course: 3 Semester Credit Hours

Location: BELIZE  
Course Number and Title: BIOL 4401-01 Special Topics  
Dates of Travel: June 3 – June 16, 2019  
Instructor: Dr. Matt Hoch, Assoc Prof of Biology  
Credit for Course: 3 Semester Credit Hours

Location: BELIZE  
Course Number and Title: BIOL 5401-01 Special Topics  
Dates of Travel: June 3 – June 16, 2019  
Instructor: Dr. Matt Hoch, Assoc Prof of Biology  
Credit for Course: 3 Semester Credit Hours

Location: ICELAND  
Course Number and Title: GEOL 1403 Geology I: Physical Geology  
Dates of Travel: July 19 – July 29, 2019  
Instructor: Ms. Carla Tucker, Instructor of Earth and Space Science  
Credit for Course: 3 Semester Credit Hours

Location: ICELAND  
Course Number and Title: GEOL 4301 Special Topic Earth Science  
Dates of Travel: July 19 – July 29, 2019  
Instructor: Dr. Sarah Schwartz, Instructor of Earth and Space Science  
Credit for Course: 4 Semester Credit Hours

## **Sul Ross State University**

### Out of State/Country Study Courses - SRSU

Location: Rome, Florence, Paris

Course Numbers and Titles: ART 3310 Art & Architecture of Europe (CRN: 41183)

ART 5306 Art & Architecture of Europe (CRN: 41182)

Dates of Study: May 21, 2019 – May 29, 2019

Dates of Travel: May 20, 2019 – May 30, 2019

Instructor: Carol H Fairlie

Credit for course: 3; 3

**Texas State University**

**Out-of-State Programs for Summer 2019**

**Location:** New York, USA  
**Course Number and Title:** HON 4391 Honors Independent Study  
SOWK 4300F International Social Work  
SOWK 5300F International Social Work  
**Dates of Travel:** June 9, 2019 – June 16, 2019  
**Instructor:** Dr. Laura Summerhill

**Location:** Wyoming, Montana, and Idaho, USA  
**Course Number and Title:** BIO 4304 Wildlife and Recreation  
BIO 4351H Conservation of Large Mammals  
BIO 5304 Wildlife and Recreation  
BIO 5324 Natural History and Conservation of Large Mammals  
**Dates of Travel:** July 22, 2019 – August 4, 2019  
**Instructor:** Dr. Ivan Castro-Arellano



CONSENT – FINANCE AND AUDIT

## **TSUS: Quasi Endowment Reports**

### **Recommendation**

The “Proposed Quasi Endowments” included in the accompanying Quasi Endowment Reports for The Texas State University System components are approved.

### **Background**

Approval of the reports will establish the proposed quasi endowments as listed on the reports.

**Sam Houston State University**  
**Quarterly Quasi Endowment Report**  
**December 1, 2018- February 28, 2019**

**Existing Quasi Endowment Fund Activity**

Fund Name		12/1/18 Beginning Value	Interest / Dividends	Realized Gains/Losses	Unrealized Gains/Losses	Gifts/Transfers	Expenses	* Distributions	2/28/19 Ending Value
Biological Science Seminar	510000	\$ 170,984.58	\$ -	\$ -	(17,173.54)	\$ -	\$ -	\$ -	\$ 153,811.04
Geology Enhancement Scholars	510001	66,837.91	-	-	(6,857.28)	500.00	-	-	60,480.63
Houstonian Staff Scholarship	510002	82,771.11	-	-	(8,491.96)	-	-	-	74,279.15
Jim Stevens Information Tech Quasi	510003	46,983.26	-	-	(4,804.38)	85.00	-	-	42,263.88
Charles Carlow Business Office	510004	48,857.76	-	-	(5,009.18)	30.00	-	-	43,878.58
Alumni Relations Endowed	510005	495,608.07	-	-	(50,847.26)	-	-	-	444,760.81
Across University Writing Cent	510006	252,088.22	-	-	(25,319.52)	-	-	-	226,768.70
Agri Sciences Enrichment	510007	61,439.86	-	-	(6,303.47)	-	-	-	55,136.39
Pres Fund for Excellence	510008	208,149.50	-	-	(21,355.24)	-	-	-	186,794.26
CJ Graduate Scholarship	510009	979,291.26	-	-	(100,471.07)	-	-	-	878,820.19
Orange Keys Endowment	510010	96,978.86	-	-	(9,949.61)	-	-	-	87,029.25
Charles Schmidt Endowment	510011	43,950.35	-	-	(4,509.12)	-	-	-	39,441.23
Freshman Leaders Endowment	510012	91,922.63	-	-	(9,430.87)	-	-	-	82,491.76
Fish Hatchery	510014	42,775.05	-	-	(4,388.54)	-	-	-	38,386.51
Harmon Lowman Endowment	510015	83,704.07	-	-	(8,587.68)	-	-	-	75,116.39
Excellence in Teaching	510016	17,582.64	-	-	(1,803.90)	-	-	-	15,778.74
University Scholarships	510017	3,225,821.20	-	-	(330,955.39)	-	-	-	2,894,865.81
President's Discretionary	510018	123,934.04	-	-	(12,715.10)	-	-	-	111,218.94
Smith-Hutson Chair of Bank Quasi EN	510019	140,203.71	-	-	(14,384.30)	-	-	-	125,819.41
SH Museum Educ Center	515002	0.00	-	-	-	-	-	-	0.00
SHSU Lettermans Association	515003	201,916.64	-	-	(20,278.67)	-	-	-	181,637.97
General Scholarships	515004	240,800.13	-	-	(24,705.06)	-	-	-	216,095.07
Recreation Capital Projects	515005	352,393.20	-	-	(36,154.03)	-	-	-	316,239.17
COBA Enhancement Fund	515006	1,302,077.47	-	-	(130,950.10)	-	-	-	1,171,127.37
Sandel Covered Horse Arena	515009	517,378.87	-	-	(52,378.79)	80,000.00	-	-	545,000.08
Fred Pirkle Technology Center Fund	515010	155,852.46	-	-	(30,809.22)	-	-	-	125,043.24
Gibbs Ranch Agriculture Facilities	515011	1,382,558.36	-	-	(139,916.13)	171,700.00	-	-	1,414,342.23
HTCF Athletic Construction Fund	515012	28,627.02	-	-	(2,937.01)	200,000.00	-	-	225,690.01
		\$ 10,798,870.08	\$ -	\$ -	(1,081,486.42)	\$ 452,315.00	\$ -	\$ -	\$ 9,832,316.81

\* Most distributions occur in the first fiscal quarter

**Sul Ross State University**  
**Quarterly Quasi Combined Endowment Report**  
**December 1, 2018 - February 28, 2019**

**Existing Quasi Combined Endowment Fund Activity**

<b>Fund Name</b>	<b>12/01/18 Beginning Value</b>	<b>Interest / Dividends</b>	<b>Realized Gains/Losses</b>	<b>Unrealized Gains/Losses</b>	<b>Gifts/Transfers</b>	<b>Expenses</b>	<b>* Distributions</b>	<b>02/28/19 Ending Value</b>
ENDOWQ-Bar Sr Bar Endowment	\$ 227,511.29	\$ 24.68	\$ -	\$ 21,366.47	\$ -	\$ -	\$ -	\$ 248,902.44
ENDOWQ-Campus Housing Operations Endowment	\$ 268,826.05	\$ 30.71	\$ -	\$ 26,590.58	\$ -	\$ -	\$ -	\$ 295,447.34
ENDOWQ-Diamond Jubilee Endowment	\$ 528,412.20	\$ 59.62	\$ -	\$ 51,624.26	\$ -	\$ -	\$ -	\$ 580,096.08
ENDOWQ-Diamond Jubilee Faculty	\$ 40,505.69	\$ 4.63	\$ -	\$ 4,006.57	\$ -	\$ -	\$ -	\$ 44,516.89
ENDOWQ-Diamond Jubilee Library	\$ 48,557.96	\$ 5.55	\$ -	\$ 4,803.04	\$ -	\$ -	\$ -	\$ 53,366.55
ENDOWQ-Diamond Jubilee School	\$ 58,597.40	\$ 6.70	\$ -	\$ 5,796.07	\$ -	\$ -	\$ -	\$ 64,400.17
ENDOWQ-Student Deposit Fund	\$ 112,465.09	\$ 12.85	\$ -	\$ 11,124.34	\$ -	\$ -	\$ -	\$ 123,602.28

\* Most distributions occur in the Last quarter

**Proposed Quasi Endowments**

None

**Quarterly Quasi Endowment Report  
Texas State University  
December 1, 2018 - February 28, 2019**

**Existing Quasi Endowment Fund Activity**

Fund Name	12/1/18 Beginning Value	Interest / Dividends	Realized Gains/(Losses)	Unrealized Gains/(Losses)	Gifts/Transfers	Investment Fees	* Distributions	2/28/19 Ending Value
ENDWQ-President's Discretionary	\$ 752,537.24	\$ 5,377.44	\$ 39,079.47	\$ (3,880.67)	\$0.00	\$ (873.39)	\$0.00	\$ 792,240.09
ENDWQ-Merit Scholarships	17,295,997.36	123,592.89	898,186.17	(89,191.81)	0.00	(20,073.56)	0.00	18,208,511.05
ENDWQ-Homer E. Prince University Fund	115,241.32	823.49	5,984.52	(594.27)	0.00	(133.75)	0.00	121,321.31
ENDWQ-Merrick	1,229,939.33	8,788.85	63,871.24	(6,342.55)	0.00	(1,427.46)	0.00	1,294,829.41
ENDWQ-Ag Operating	919,087.72	6,567.56	47,728.50	(4,739.55)	0.00	(1,066.69)	0.00	967,577.54
ENDWQ-GPD Scholarship	344,316.64	2,460.39	17,880.46	(1,775.56)	0.00	(399.62)	0.00	362,482.31
ENDWQ-University Camp	22,339.00	159.63	1,160.05	(115.19)	0.00	(25.92)	0.00	23,517.57
ENDWQ-Endowment for the Center for Archaeological Studies	41,429.70	296.05	2,151.46	(213.65)	0.00	(48.09)	0.00	43,615.47
ENDWQ-Leona Irene Spoonamore Research	1,372,010.33	9,804.03	71,248.89	(7,075.16)	0.00	(1,592.34)	0.00	1,444,395.75
ENDWQ-Musical Theatre Scholarship Program	247,074.77	1,765.53	12,830.67	(1,274.12)	0.00	(286.75)	0.00	260,110.10
ENDWQ-NCAA Scholarship in Athletics	545,634.71	3,899.05	28,335.55	(2,813.78)	0.00	(53,133.27)	0.00	521,922.26
ENDWQ-Student Leadership Institute	72,064.83	514.97	3,742.42	(371.63)	0.00	(83.65)	0.00	75,866.94
ENDWQ-Meadows Center-Environmental Flows Professorship (TRIP)	845,760.94	6,043.61	43,920.77	(4,361.42)	0.00	(981.59)	0.00	890,382.31
ENDWQ-Rose Fellowship (TRIP)	328,266.92	2,345.71	17,047.03	(1,692.80)	0.00	(380.99)	0.00	345,585.87
ENDWQ-Meadows Center-Research & Scholarship (TRIP)	1,416,557.69	10,122.57	73,563.76	(7,305.04)	0.00	(1,644.08)	0.00	1,491,294.90
ENDWQ-Johanson Graduate QEnd in Biology (TRIP)	47,697.03	340.84	2,476.97	(245.97)	0.00	(55.35)	0.00	50,213.52
ENDWQ-J Alan Dreeben Grad Schlp (TRIP)	51,077.19	364.98	2,652.50	(263.40)	0.00	(59.28)	0.00	53,771.99
ENDWQ-TSUS Foundation Grad Liberal Arts (TRIP)	47,697.03	340.84	2,476.97	(245.97)	0.00	(55.35)	0.00	50,213.52
ENDWQ-Clark Literary Quasi Endowment (TRIP)	279,795.92	1,999.39	14,530.18	(1,442.88)	0.00	(324.73)	0.00	294,557.88
ENDWQ-BA Luxton Grad Asst Prgm (TRIP)	32,377.56	231.37	1,681.41	(166.97)	0.00	(37.58)	0.00	34,085.79
ENDWQ-McCall Faculty Research (TRIP)	41,628.30	297.47	2,161.82	(214.68)	0.00	(48.32)	0.00	43,824.59
ENDWQ-Fourqrean Scholarship	194,423.80	1,389.34	10,096.70	(1,002.62)	(32.00)	(225.65)	0.00	204,649.57

\* Most distributions occur in the first fiscal quarter.

**New Quasi Endowments Request**

ENDWQ - Art Department Scholarship \$35,468.42 (FMV as of 2-28-19)

**Quasi Endowment Withdrawal**

N/A

**Approved Quasi Endowments Awaiting Funding**

ENDWQ- Lonesome Dove Gala \$1,000,000 (funding completed in March 2019)

**Lamar State College Port Arthur  
 Quarterly Quasi Endowment Report  
 December 1, 2018 - February 28, 2019**

**Existing Quasi Endowment Fund Activity**

<b>Fund Name</b>	<b>09/01/18 Beginning Value</b>	<b>Interest / Dividends</b>	<b>Realized Gains/Losses</b>	<b>Unrealized Gains/Losses</b>	<b>*Gifts/Transfers</b>	<b>Expenses</b>	<b>* Distributions</b>	<b>02/28/19 Ending Value</b>
ENDWQ-Student Endowment Fund	\$ 1,148,234.70	\$ 7,066.82			\$ 17,430.55			\$ 1,172,732.07

\*No distributions for 2019

\*Student Endowment Fee is collected and transferred to Quasi Account

**Proposed Quasi Endowments**

None

## CONSENT – CONTRACTS

## **LU: Authorization for Agreement with Under Armour, Inc.**

Lamar University is authorized, to sign a five (5) year agreement, for approximately \$2,500,000, with Under Armour, Inc., allowing it to serve as the exclusive supplier of apparel and equipment to Lamar University's athletic programs and coaching staff, subject to review and approval as to legal form by the Vice Chancellor and General Counsel.

### Explanation

Under Armour, Inc. will be the exclusive athletic products provider to the University's athletic programs and coaching staffs and use certain trademarks owned by the University to promote the relationship between the University and Under Armour. Lamar University Athletics will have the ability to purchase Under Armour, Inc. products at discounted rates. In addition to the discounts, Under Armour, Inc. will also grant Lamar University promotional product allowances.

Lamar Athletics proposes to begin the agreement in May of 2019, upon Board authorization and Vice Chancellor and General Counsel approval of the agreement prior to execution. Lamar anticipates paying approximately \$2,500,000 dollars over the life of the contract after applying no-cost and discounted-rate product allowances.



## TXST: Acquisition of 4 Acres, Francis R. Horne and Linda M. Horne Living Trust

Texas State University is authorized to acquire property, including mineral rights, from the Francis R. Horne and Linda M. Horne Living Trust, at a price not to exceed the appraised value and associated costs of acquisition, and that the University's Vice President for Finance and Support Services is authorized to execute all necessary documents, subject to approval as to legal form by the Vice Chancellor and General Counsel.

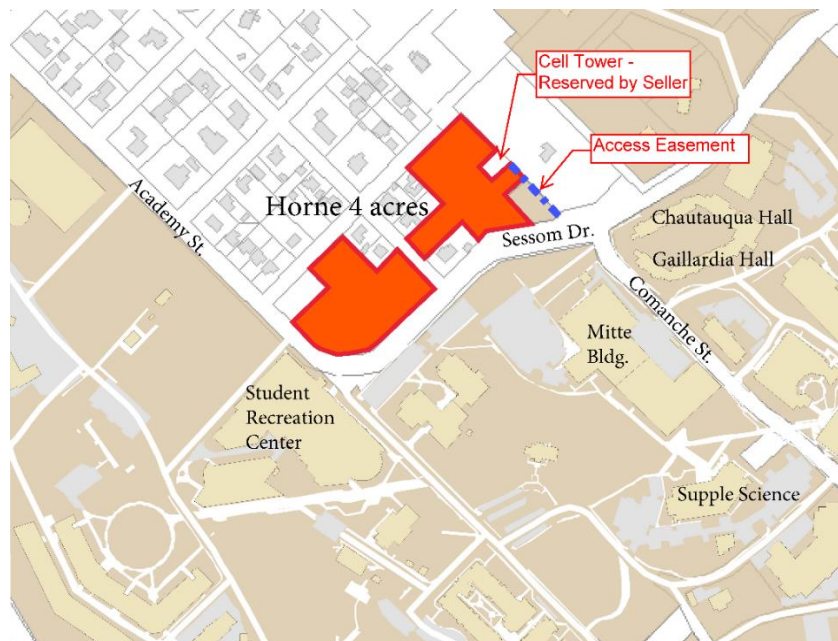
### Explanation

Texas State identified the subject property adjoining campus on Sessom Drive as a unique opportunity to meet future land needs close to the academic center of campus.

The property consists of multiple small acreage residential parcels assembled by the Sellers over 30 years. Located across Sessom Drive from the main campus, the property is within a five-minute walk of the central academic core of campus. The Seller reserves the right to remove any structure(s) from the subject property. These residential homes are currently leased to students and have little or no economic value for the University. Removal of the structures will result in fewer demolition costs for the University as well.

As partial consideration, Texas State will grant an access easement to the Seller to a parcel reserved by Seller currently under lease as a cellular tower site. The University also agrees to acknowledge the difference between the purchase price and Seller's appraised value, if any, as a partial gift of real property.

### Map



## TXST: Easement Agreement with Consolidated Communications Enterprise Services, Inc.

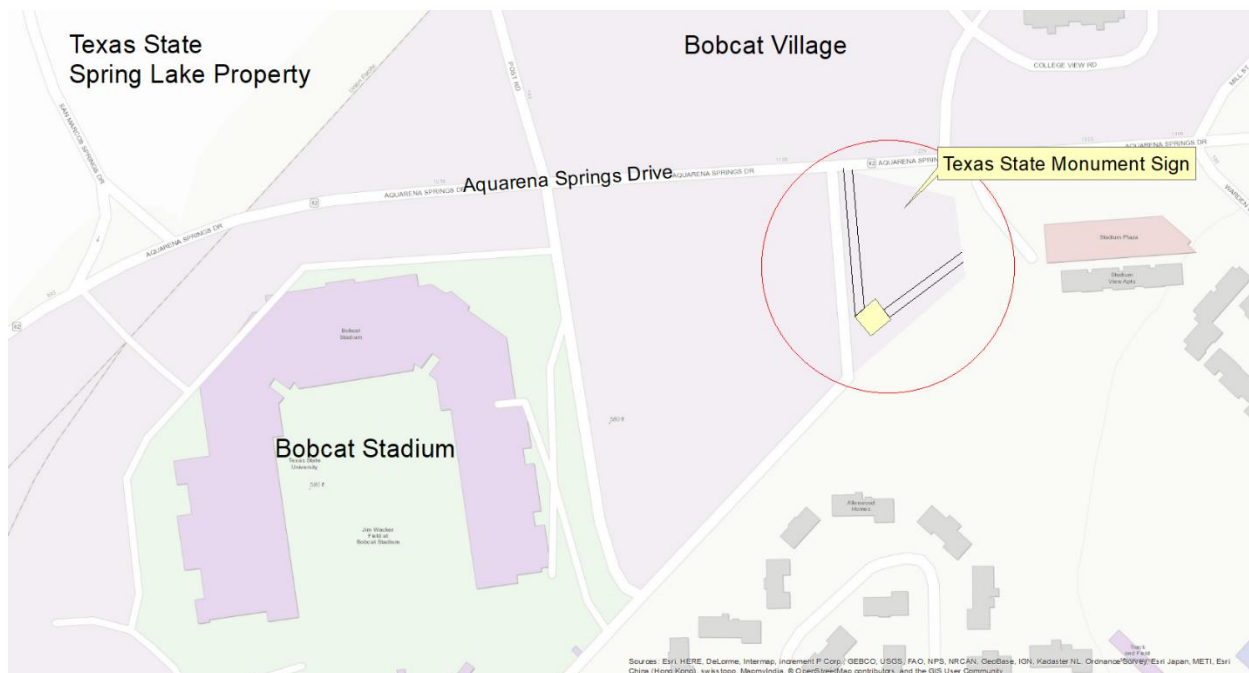
Texas State University is authorized to grant a telecommunications easement and surface site agreement to Consolidated Communications Enterprise Services, Inc., and execute all documents and instruments necessary to carry out this transaction, subject to approval as to legal form by the Vice Chancellor and General Counsel.

### Explanation

Consolidated Communications Enterprise Services, Inc. (CCES) has requested an easement to install underground fiber cables and a communications hut. The above ground components will be subject to Texas State design approval. The equipment is proposed for installation on the campus near the university monument sign at Bobcat Stadium. Texas State will receive fiber optic network services as a benefit derived from the 50-year easement grant. Texas State currently contracts fiber optic network capacity from CCES for university data transmissions at STAR Park and the proposed agreement will provide the university a redundant capability on the far side of the main campus from STAR Park.

A copy of the draft easement subject to the review and approval by the General Counsel is attached.

### Map



## Communications Easement Agreement

This Agreement, dated \_\_\_\_\_, 2019, is between **Texas State University (“Grantor”)**, 601 University Drive, San Marcos, TX 78666 and **Consolidated Communications Enterprise Services, Inc.** with its principal offices at 350 S. Loop 336 W, Conroe, Texas 77304 (**“Grantee”**).

### 1. Easement Granted

- 1.01. Permanent Easement. For valuable consideration received, Grantor grants to Grantee an easement and right-of-way (the “Easement”) for a term of fifty years along, over, under and across the Grantor’s property in San Marcos, Hays County, Texas, said Easement being more particularly described by metes and bounds in Exhibit “A,” depicted on Exhibit “B”, all being attached hereto and made a part of this easement for all purposes (the “Easement Area”), to have and to hold this Easement to Grantee and Grantee’s successors and assigns forever.
- 1.02. Easement’s Purpose. This Easement, with its rights and privileges, shall be used for the purposes of constructing, operating, repairing, maintaining, inspecting, replacing, modifying or removing (in whole or in part) telecommunications cables, a surface site, electric service, and all necessary or desirable appurtenances and equipment (collectively, the “Facilities”), with the components of the Facilities currently being located on and under the surface as specifically identified and illustrated as Exhibit “C”, provided that any change or addition of Facilities on and/or above the surface shall be coordinated with and approved by Grantor, which approval will not be unreasonably withheld.
- a. Grantee shall have the right to cut, trim and remove trees, vegetation, undergrowth, structures, and other obstructions in the Easement Area as may injure, endanger, or interfere with the purposes of this Easement. Grantee shall coordinate with Grantor no less than ten (10) days prior to commencement of this type of work (except in cases of unscheduled emergency repairs needed to restore service and/or prevent imminent threat to public safety, in which case, Grantor will be contacted as soon as is reasonable under the circumstances).
  - b. It is understood and agreed that Grantor has improvements within the Easement Area and in the future reserves the right to expand said improvements, including; but not limited to: landscaping, fencing, signage, paving, and associated irrigation and lighting that do not interfere with the purposes of this easement, subject to coordination with Grantee. Grantor shall observe and exercise all notification laws as per the Underground Facility Damage Prevention and Safety Act, also known as “ONE CALL” and “CALL BEFORE YOU DIG” when working in or near the Easement Area.
  - c. Grantor may not place, erect or maintain in the Easement Area (i) any permanent structures, including, but not limited to, habitable structures such as residential dwellings or offices without Grantee’s prior written approval, any structure, including, but not limited to, drainage, filtration or detention ponds, or changes in grade, elevation or contour of the land which would impair Grantee’s access to its Facilities.

### 2. Easement’s Duration

- 2.01. Duration. This easement shall continue for as long as Grantee shall operate permitted facilities in the Easement Area.
- 2.02. Automatic Termination. This easement will terminate when (i) the purpose of the easement as described in section 1.02 ceases to exist; (ii) is abandoned by Grantee; or (iii) becomes impossible of performance by Grantee for one hundred eighty (180) consecutive days. Upon automatic termination, Grantee will execute a release of easement document in a recordable form upon

written request from Grantor as Grantor may require in order to give notice to the public that the Easement is no longer in existence. Grantee will have sixty (60) days from the execution date of the release to remove its Facilities from the Easement Area.

- 2.03. Discretionary Termination. If Grantee violates any of the terms of this Agreement, then Grantor may terminate this Easement after giving Grantee written notice of default. Upon receipt of written notice of default Grantee will have thirty (30) days to remedy the violation. If the violation remains after 30 days from the date of notice of default, the Easement will terminate and the Grantee will have sixty (60) days from the date of termination to remove its Facilities from the Easement Area.

### 3. Grantor's Rights Reserved

- 3.01. Grantor reserves, subject to the limitations herein, the right to use the surface of the Easement Area for any purpose that does not unreasonably interfere with Grantee's use of the Easement Area.

### 4. Mutual Obligations

- 4.01 Damage to Property. Except as otherwise provided herein, each party agrees that it shall be responsible, to extent permitted by law, for the cost of repairs and replacement of any property of the other damaged by such party's activities in the Easement Area.
- 4.02 Coordination. The parties will endeavor to coordinate all of their activities within the Easement Area and to cooperate so that Grantor's activities in the Easement Area do not interfere unreasonably with the purposes of this Easement and Grantee's activities do not interfere unreasonably with Grantor's activities on Grantor's property.

### 5. General Provisions

- 5.01. Entire Agreement. This Agreement contains the entire agreement of the parties relating to this subject. Any oral representations or modifications concerning this Agreement shall not be effective. Any subsequent modification of this Agreement must be in writing and signed by representatives of both parties.
- 5.02. Choice of Law. The parties will construe this easement according to the laws of the State of Texas and will perform all of their obligations under this Easement in Hays County, Texas.

Dated this \_\_\_\_\_ day of \_\_\_\_\_, 2019.

**Grantor: Texas State University**

---

Eric Algoe  
Vice President  
Finance and Support Services

Date: \_\_\_\_\_

**Grantee: Consolidated Communications Enterprise Services, Inc.**

\_\_\_\_\_  
By: \_\_\_\_\_

Date: \_\_\_\_\_

**Grantor's Acknowledgment**

State of Texas           §  
                                  §  
County of Hays         §

This instrument was acknowledged before me on \_\_\_\_\_, 2019 by Eric Algoe, Vice President for Finance and Support Service of Texas State University, in such capacity, on behalf of said entity.

\_\_\_\_\_  
Notary Public, State of Texas

**Grantee's Acknowledgment**

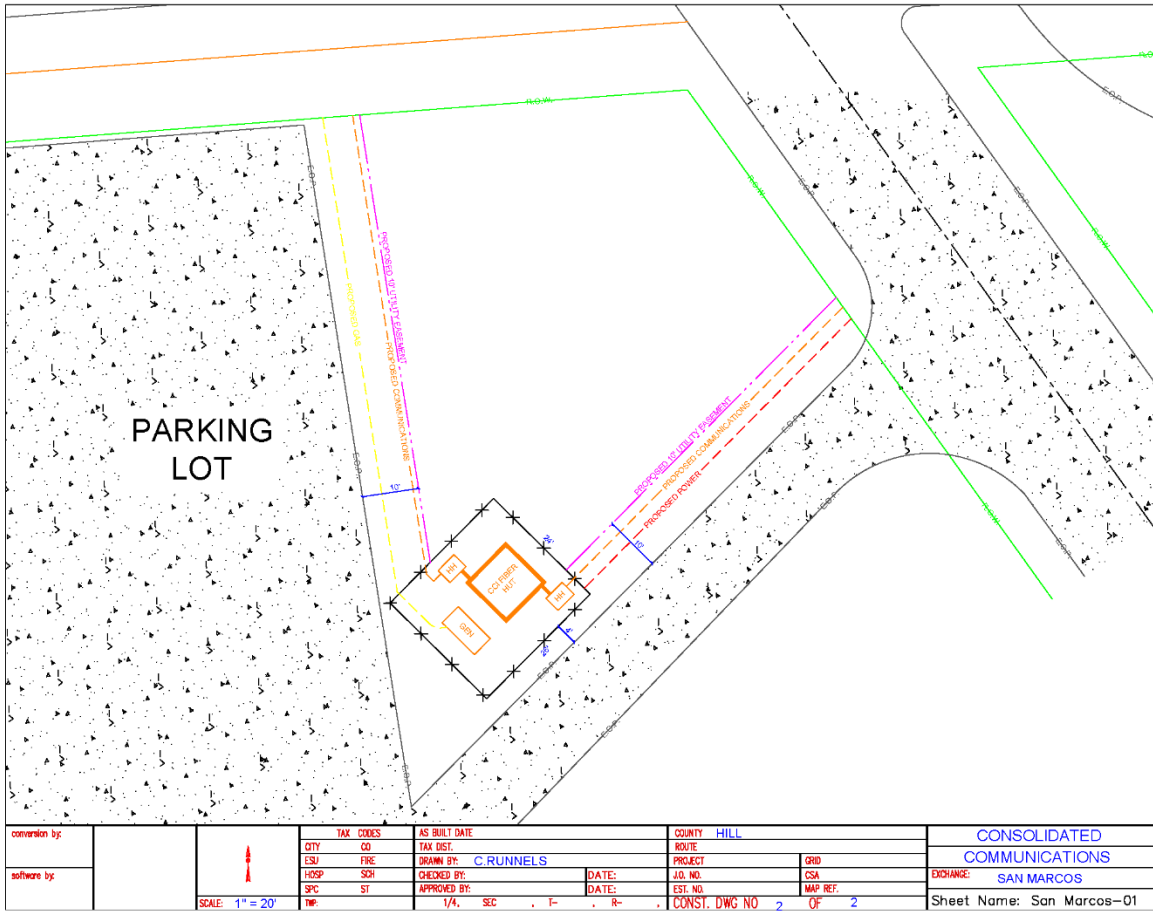
State of Texas           §  
                                  §  
County of \_\_\_\_\_ §

This instrument was acknowledged before me on \_\_\_\_\_, 2019 by \_\_\_\_\_, as \_\_\_\_\_ of Consolidated Communications Enterprise Services, Inc., in such capacity, on behalf of said entity.

\_\_\_\_\_  
Notary Public, State of Texas

Exhibit "A"  
[To be added when survey complete]

Exhibit "B"  
[TEMPORARY ILLUSTRATION]



conversion by:		TAX CODES	AS BUILT DATE	COUNTY	HILL	CONSOLIDATED COMMUNICATIONS	
software by:		CITY	TAX DIST.	ROUTE	PROJECT	GRID	EXCHANGE: SAN MARCOS
		ESU	DRAWN BY: C. RUNNELS	DATE:	JOB NO.	ESM	
		FESP	CHECKED BY:	DATE:	EST. NO.	MAP REF.	
		SPC	APPROVED BY:	DATE:	CONST. DWG NO	OF	Sheet Name: San Marcos-01
		TOP	1/4, SEC . 1- . R-		2	2	

Exhibit "C"





## TXST: Lease Agreement with Kerbey Lane Café, Inc.

Texas State University is authorized to lease its restaurant facility, located on the San Marcos River and Sessom Drive in San Marcos, on the following terms and conditions: 1) the lease shall be for ten (10) years with two (2) five (5) year renewal options; and 2) an initial rental payment of \$130,000 per year, a fair market value as determined by the University administration.

### Explanation

Texas State University owns a restaurant facility located on the San Marcos River and Sessom Drive. The facility and grounds are currently leased to Landry's Crab Shack, Inc. where they operate a Saltgrass Steak House concept restaurant. Landry's has informed Texas State of their intention to vacate the premises and allow the current lease agreement to expire at the end of the current term, December 31, 2019. The University has identified Kerbey Lane Café as the preferred new tenant for the building.

Texas State has negotiated a lease with a new restaurant tenant for the property. Pursuant to the Chancellor's delegated authority, the lease as currently signed by the President and Chancellor only cover a five-year primary term. The full 10-year term and two renewal options for five years each as contemplated by the parties are submitted to the Board of Regents for approval.

The contract has been approved as to legal form by the Vice Chancellor and General Counsel.

### Map



## TXST: Signet Development, Ltd. Agreement

Texas State University is authorized to enter into a Ground Lease and Agreement with Signet Development, Ltd. for the design, construction, and management of a Multi-Tenant Building at STAR Park, and the Vice President for Finance and Support Services is authorized to execute and accept all documents and instruments necessary to carry out this transaction upon approval as to legal form by the Vice Chancellor and General Counsel.

### Explanation

Texas State's Science, Technology, and Advanced Research Park (STAR Park) is located three miles south of the San Marcos campus. The mission of STAR Park is to support research and to provide a platform for the commercialization of research technology. Since opening, STAR Park has undergone two major expansions and demand for space continues to outpace supply. The Master Plan for STAR Park breaks up the roughly 70 acres into more than a dozen developable parcels with the intent to utilize the private sector via P3 methods to build out the majority of the park subject to the university's needs and dictates. This is the most common approach to developing university research parks around the country.

Texas State initiated an RFQ and subsequent RFP process in 2016 to identify a private developer to construct a facility on a selected site within STAR Park at the developer's sole risk and expense. The developer will lease space directly to the tenants, subject to university approval. There will be no cost to Texas State. The contract will be in the form of a revenue-generating ground lease agreement for a term of approximately 35 years at a fair market value per square foot for the ground lease based upon appraisal data and local market research, including annual inflationary adjustments and the ability to reset lease rates once every 10 years based on market conditions. Signet will provide a Phase I facility of approximately 52,000 rentable square feet and an option to expand to a total of 100,000 rentable square feet.



## **TSUS: Governmental Relations Services**

Texas State University System Administration is authorized to execute an agreement with The Normandy Group, LLC, for governmental relations services for a term not to exceed seven (7) years including renewals, with a maximum contract value of \$2.1 million plus expenses.

### **Explanation**

Texas State University System (TSUS) issued a Request for Proposal (RFP #758-19-00062) for Governmental Relation Services. The RFP evaluation committee selected The Normandy Group LLC to assist TSUS with federal issues impacting components of the TSUS.

The proposed agreement with The Normandy Group has an initial term of three years with the option to renew the agreement for two additional two year terms. The total contract amount is limited to \$2.1 million plus expenses, which are estimated at \$16,800.00.

TSUS has partnered with The Normandy Group for governmental relation services since 2006.

## CONSENT - PERSONNEL

## **TSUS: Personnel Actions**

### **Recommendation**

The proposed Personnel Actions for the Texas State University System components are approved.

### **Background**

In accordance with the System *Rules and Regulations, Chapter III, Section 1.2 Personnel*, the following actions shall be submitted to the Board of Regents for approval.

**PERSONNEL REPORT - LAMAR UNIVERSITY  
May 2019**

**FACULTY PERSONNEL CHANGES**

**RESIGNATION**

1. Wari, Ezra; Instructor, Indus Engr, effective December 31, 2018.

**RETIREMENT**

1. Price, Terry; Instructor, Physics, effective February 28, 2019.
2. Dailey, Steven; Instructor, English/M Lang, effective December 31, 2018.
3. Wilkinson, MaryE; Assoc Prof, Math, effective March 31, 2019.

**SEPARATION**

1. Toerner, Michael; Asst Prof, Acct & Bus Law, effective May 31, 2019.

**LEAVE OF ABSENCE**

1. Chang, Chiung-Fang; Assoc Prof, Soc/SW/CJ, returned from Fac Dev Leave, effective June 1, 2019.
2. Cogswell, Lauren; Visit Prof, Counseling, begin FMLA, effective January 22, 2019.
3. Cogswell, Lauren; Visit Prof, Counseling, returned from FMLA, effective February 4, 2019.
4. Culbertson, John; Professor, Music, begin FMLA, effective February 18, 2019.
5. Guduru, Ramesh; Assist Prof, Mech Engr, begin leave without pay, effective December 19, 2018.
6. Koh, Hikyoo; Professor, Computer Sci, returned from FMLA, effective January 1, 2019.
7. Nolen, Trina; Assoc Prof, Library, returned from FMLA, effective December 13, 2018.
8. Price, Terry; Instructor, Physics, begin leave without pay, effective January 1, 2019.
9. Price, Terry; Instructor, Physics, returned from leave, effective February 13, 2019.
10. Shoefstall, Sherri; Instructor, Psych, returned from FMLA, effective January 1, 2019.
11. Tovar-Silos, Ricardo; Assoc Prof, Info Sys & Anal, begin FMLA, effective March 11, 2019.
12. Williams, Sharon; Instructor, Nursing, returned from FMLA, effective January 14, 2019.

**The following faculty received a salary supplement for teaching one course during the 2018 Winter Mini session.**

Name	Deg	Rank	Department	%FTE	Salary	Period
<b>COLLEGE OF ARTS &amp; SCIENCES</b>						
R Alasti, Sanaz	PhD	Assoc Prof	Soc/SW/CJ	1.0	\$4,367	WM 2018
R Bryan, Jimmy	PhD	Assoc Prof	History	1.0	\$4,367	WM 2018
R Carey, Donald	MA	Instructor	English/M Lang	1.0	\$4,367	WM 2018
R Clanahan, Carolyn	MA	Instructor	Soc/SW/CJ	1.0	\$4,367	WM 2018
R Davis, Terri	PhD	Assoc Prof	Political Sci	1.0	\$4,367	WM 2018
R Fagen, Jennifer	PhD	Assoc Prof	Soc/SW/CJ	1.0	\$4,367	WM 2018
R Forret, Jeff	PhD	Professor	History	1.0	\$4,367	WM 2018
R Gummelt, Virginia	PhD	Assist Prof	Soc/SW/CJ	1.0	\$4,367	WM 2018
R Harden, Garrick	PhD	Assoc Prof	Soc/SW/CJ	1.0	\$4,367	WM 2018
R Sowers, Thomas	PhD	Assoc Prof	Political Sci	1.0	\$4,367	WM 2018
R Staub, Nancy	MA	Instructor	English/M Lang	1.0	\$4,367	WM 2018
R Worley, Robert	PhD	Assoc Prof	Soc/SW/CJ	1.0	\$4,367	WM 2018
<b>COLLEGE OF EDUCATION &amp; HUMAN DEVELOPMENT</b>						
R Msengi, Israel	PhD	Assoc Prof	Health & Kine	1.0	\$4,367	WM 2018

**COLLEGE OF FINE ARTS & COMMUNICATION**

R	Chattopadhyay, Dhiman	PhD	Assist Prof	Comm/Media	1.0	\$4,367	WM 2018
R	Saleem, Awais	PhD	Assist Prof	Comm/Media	1.0	\$4,367	WM 2018
R	Salimi, Mahmoud	MFA	Assist Prof	Comm/Media	1.0	\$4,367	WM 2018
R	Stanley, O'Brien	MFA	Professor	Comm/Media	1.0	\$4,367	WM 2018
R	Yao, Qingjiang	PhD	Assoc Prof	Comm/Media	1.0	\$4,367	WM 2018

**FACULTY APPOINTMENTS, New (N) and Renewal (R)**

	Name	Deg	Rank	Department	%FTE	Salary	Period
<b>COLLEGE OF ARTS &amp; SCIENCES</b>							
R	Aguirre, Ryan	MS	Adjunct	Math	.40	\$8,000	SP 2019
R	Alexander, Katrina	MS	Adjunct	Biology	.80	\$12,000	SP 2019
R	Allison, Amanda	MS	Adjunct	Earth/space Sci	.67	\$10,000	SP 2019
R	Avery, Angeliqueca	MEd	Adjunct	Soc/SW/CJ	.40	\$6,000	SP 2019
R	Baker, Blanche	PhD	Adjunct	Math	.40	\$10,000	SP 2019
R	Boudreaux, Kyle	MA	Adjunct	English/M Lang	.20	\$3,000	SP 2019
R	Carona, Ken	MS	Adjunct	Psych	1.20	\$18,000	SP 2019
R	Chiou, Peen-Peen	MS	Adjunct	Computer Sci	.20	\$1,500	SP 2019
N	Collins, Maegan	MS	Instructor	Political Science	1.0	\$25,000	SP 2019
R	Duncan, Gary	MPA	Adjunct	Soc/SW/CJ	.20	\$3,000	SP 2019
R	Garza, Andrew	MS	Adjunct	Psych	.80	\$12,000	SP 2019
R	Giblin, Keith	JD	Adjunct	Soc/SW/CJ	.20	\$3,000	SP 2019
R	Graves, Adam	MS	Adjunct	Soc/SW/CJ	.20	\$3,000	SP 2019
R	Hay, Paul	MS	Adjunct	Math	.87	\$17,333	SP 2019
R	Hays, Jacqueline	MS	Adjunct	English/M Lang	.20	\$3,000	SP 2019
R	Knapp, Jennifer	MS	Adjunct	Earth/Space Sci	.40	\$6,000	SP 2019
R	Lansdale, Sheila	MA	Adjunct	English/M Lang	.20	\$3,000	SP 2019
R	Love, James	JD	Adjunct	Soc/SW/CJ	.20	\$5,000	SP 2019
R	Mahan, Janice	MS	Adjunct	Nursing	.30	\$5,600	SP 2019
R	McQueen, Sarah	MS	Adjunct	Math	.20	\$4,000	SP 2019
R	Mott, Keith	MS	Adjunct	Computer Sci	.33	\$5,250	SP 2019
R	Reena, Ismatara	EdD	Adjunct	Biology	.40	\$6,000	SP 2019
N	Romashets, Evgeny	PhD	Instructor	Physics	1.0	\$25,000	SP 2019
N	Shackelford, Sommer	MSN	Instructor	Nursing	1.0	\$31,111	SP 2019
R	Smith, Sandra	MSN	Adjunct	Nursing	.50	\$10,800	SP 2019
R	Strange, Andrew	MS	Adjunct	Soc/SW/CJ	.40	\$6,000	SP 2019
R	Wiley, Corie	MSN	Instructor	Nursing	1.0	\$18,667	SP 2019
R	Winslow, Anne	MSN	Adjunct	Nursing	.40	\$10,800	SP 2019
<b>COLLEGE OF BUSINESS</b>							
N	Campbell, Brent	MEd	Adjunct	Const Mgmt	.27	\$5,267	SP 2019
R	Dyson, Brent	MBA	Adjunct	Const Mgmt	.20	\$3,950	SP 2019
R	Heald, Russell	JD	Adjunct	Acct & Bus Law	.20	\$3,950	SP 2019
N	Kim, Minkyum	PhD	Assist Prof	Const Mgmt	1.0	\$85,000	2019-20
N	Luo, Zhe	PhD	Assist Prof	Const Mgmt	1.0	\$85,000	2019-20
R	Majdalani, Joseph	DEng	Adjunct	Const Mgmt	.20	\$3,950	SP 2019
N	Messer, Craig	BS	Adjunct	Const Mgmt	.20	\$3,950	SP 2019
R	Ortego, Robert	JD	Adjunct	Const Mgmt	.20	\$3,950	SP 2019
N	Ruseva, Marina	MS	Instructor	Acct & Bus Law	1.0	\$135,000	2019-20
R	Tran, Martin	MS	Adjunct	Info Sys & Anal	.40	\$7,900	SP 2019
R	Waddill, James	MEd	Adjunct	Const Mgmt	.40	\$7,900	SP 2019
<b>CENTER FOR DISTANCE EDUCATION</b>							
R	Aguilar, Amanda	MA	Adjunct	Health & Kine	.47	\$7,000	SP 2019
R	Allison, Amanda	MS	Adjunct	Earth/Space Sci	.58	\$4,240	Fall 2018
R	Allison, Amanda	MS	Adjunct	Earth/Space Sci	.52	\$8,000	SP 2019
R	Bean, Christy	MA	Adjunct	Chem/Biochem	.80	\$9,000	SP 2019
R	Booth, Kara	MBA	Adjunct	Econ & Finance	.40	\$7,900	SP 2019
R	Cathey, Kristyn	MMC	Adjunct	Comm/Media	.20	\$3,000	SP 2019
R	Clanahan, Michael	MS	Adjunct	Biology	.13	\$1,000	SP 2019
R	Cross, Leslie	JD	Adjunct	Political Sci	.60	\$6,000	SP 2019
R	Davis, Mary	PhD	Adjunct	Soc/SW/CJ	.20	\$3,000	SP 2019
R	Douglas, Mark	DNP	Adjunct	Nursing	.40	\$9,000	SP 2019

R	Drnach, Grace	MPH	Adjunct	Health & Kine	.20	\$3,000	SP 2019
R	Freeman, Barry	PhD	Adjunct	Spch/Hearing	.25	\$4,000	SP 2019
R	Friesz, Greg	MS	Adjunct	Nursing	.15	\$2,250	SP 2019
R	Hauser, Eric	PhD	Adjunct	Comm/Media	.40	\$6,000	SP 2019
R	Hefner-Babb, Theresa	EdD	Assoc Prof	History	.20	\$3,000	SP 2019
R	Hodge, Celine	MA	Adjunct	History	.20	\$3,000	SP 2019
R	Hutchins, Amber	PhD	Adjunct	Comm/Media	.20	\$3,000	SP 2019
R	Jagneaux, Lara	MA	Adjunct	English/M Lang	.20	\$3,000	SP 2019
R	Jaycox, Linda	MS	Adjunct	Math	.80	\$16,000	SP 2019
R	Kang, Kyehong	PhD	Adjunct	Math	.47	\$9,333	SP 2019
R	Katz, Jodi	PhD	Adjunct	Psych	.20	\$3,000	SP 2019
R	Knapp, Jennifer	MEd	Adjunct	Earth/Space Sci	.20	\$3,000	SP 2019
R	Lackey, Steven	PhD	Adjunct	Counseling	.75	\$9,000	SP 2019
R	Malley, Wendi	MS	Adjunct	Math	.20	\$4,000	SP 2019
R	Mayper, Theresa	MA	Instructor	English/M Lang	.20	\$3,000	SP 2019
R	Morales, Maria	MS	Adjunct	Health & Kine	.20	\$3,000	SP 2019
R	Mott, Keith	MS	Adjunct	Computer Sci	.27	\$4,200	SP 2019
R	Nichols, Karen	MS	Assoc Prof	Comm/Media	.40	\$3,000	SP 2019
R	Nikuze, Scholastique	PhD	Adjunct	Health & Kine	.40	\$6,000	SP 2019
R	Ortego, Robert	JD	Adjunct	Acct & Bus Law	.20	\$5,000	SP 2019
R	Owens, Cissie	MA	Adjunct	Earth/Space Sci	.60	\$9,000	SP 2019
R	Pirnie, Christopher	MA	Adjunct	History	.20	\$3,000	SP 2019
R	Pittman, Dana	MS	Adjunct	Spch/Hearing	.25	\$4,000	SP 2019
R	Reena, Ismatar	EdD	Adjunct	Health & Kine	.20	\$3,000	SP 2019
R	Rioux, Theresa	MA	Adjunct	History	.20	\$3,000	SP 2019
R	Sanchez, F. Rachel	MS	Adjunct	Chem/Biochem	.80	\$4,500	SP 2019
R	Shah, Karika	MBA	Adjunct	Info Sys & Anal	.20	\$3,950	SP 2019
R	Simmons, Jennifer	PhD	Adjunct	Fam & Con Sci	.40	\$6,000	SP 2019
R	Tang, Wanwei	MBA	Adjunct	Econ & Finance	.60	\$11,850	SP 2019
R	White, Curtis	MS	Adjunct	Math	.27	\$5,333	SP 2019
R	White, Michelle	MS	Adjunct	Music	.20	\$3,000	SP 2019
R	Winfield, Asha	MA	Adjunct	Comm/Media	.20	\$3,000	SP 2019

#### COLLEGE OF EDUCATION & HUMAN DEVELOPMENT

N	Arrington, Georgia	MS	Field Sup	Ed Leadership	.20	\$3,200	SP 2019
R	Beagle, Steven	EdD	Field Sup	Ed Leadership	.20	\$3,200	SP 2019
R	Beck, Don	EdD	Field Sup	Ed Leadership	.20	\$3,200	SP 2019
N	Bell, Saneer	EdD	Adjunct	Ed Leadership	.20	\$3,200	SP 2019
N	Benavides, Roy	EdD	Field Sup	Ed Leadership	.20	\$3,200	SP 2019
N	Bixler, Sara	PhD	Field Sup	Teacher Ed	.20	\$500	SP 2019
R	Blount, Margie	EdD	PT Field Sup	Ed Leadership	.20	\$3,200	SP 2019
N	Branch, Robert	PhD	Field Sup	Ed Leadership	.20	\$3,200	SP 2019
R	Broussard, Willie	MBA	Adjunct	Fam & Con Sci	.20	\$3,000	SP 2019
R	Brown, Johnny	EdD	Field Sup	Ed Leadership	.20	\$3,200	SP 2019
R	Chamblee, Donna	MS	PT Field Sup	Counseling	.49	\$9,180	SP 2019
R	Chambliss, Annette	EdD	PT Field Sup	Ed Leadership	.20	\$3,200	SP 2019
R	Choate, Pamela	MA	Adjunct	Teacher Ed	.40	\$7,416	SP 2019
R	Christian, Melonie	MEd	Field Sup	Ed Leadership	.20	\$3,200	SP 2019
R	Colson, Jo Ann	EdD	Field Sup	Ed Leadership	.20	\$3,200	SP 2019
N	Craig, Emily	EdD	Field Sup	Ed Leadership	.20	\$3,200	SP 2019
R	Cummings, Kenneth	EdD	Adjunct	Ed Leadership	.20	\$3,200	SP 2019
R	Darby, Donna	MEd	Field Sup	Counseling	.49	\$2,250	SP 2019
N	Deppe, Scott	EdD	Adjunct	Teacher Ed	.20	\$900	Fall 2018
R	Deppe, Scott	EdD	Adjunct	Teacher Ed	.20	\$900	SP 2019
R	Floyd, Darrell	EdD	Field Sup	Ed Leadership	.20	\$3,200	SP 2019
R	Fountain, Tara	EdD	Field Sup	Ed Leadership	.20	\$3,200	SP 2019
R	Frick, John	EdD	Adjunct	Ed Leadership	.20	\$4,000	SP 2019
N	Gil, Amy	MS	Field Sup	Ed Leadership	.20	\$3,200	SP 2019
R	Guerra, Lynette	MS	PT Field Sup	Counseling	.49	\$7,110	SP 2019
N	Habermacher, Sha-Lyn	MEd	Adjunct	Teacher Ed	.20	\$900	Fall 2018
R	Hestand, Mary	PhD	Field Sup	Counseling	.49	\$9,360	SP 2019
N	Holder, Glenda	MEd	Field Sup	Ed Leadership	.20	\$3,200	SP 2019
N	Hurley, Susan	PhD	Adjunct	Ac Partnership	.33	\$3,000	SP 2019
R	Jackson, Danielle	PhD	Field Sup	Ed Leadership	.20	\$3,200	SP 2019
N	Jones-Trebatoski, Kathleen	PhD	Adjunct	Ac Partnership	.33	\$3,000	SP 2019
R	Leach, Sherrie	MEd	Field Sup	Ed Leadership	.20	\$3,200	SP 2019
N	Lewis, Shana	PhD	Adjunct	Ac Partnership	.33	\$3,000	SP 2019



N	Ligon, Jessica	MS	Adjunct	Teacher Ed	.20	\$450	Fall 2018
R	Mannino, Gina	EdD	Field Sup	Ed Leadership	.20	\$3,200	SP 2019
R	May, Kristina	MS	Adjunct	Fam & Con Sci	.70	\$10,500	SP 2019
R	Miller, Shanequa	EdD	Field Sup	Counseling	.50	\$3,500	SP 2019
R	Mouton, Sonerka	EdD	Field Sup	Ed Leadership	.20	\$3,200	SP 2019
N	Munchel, Brittani	PhD	Adjunct	Ac Partnership	.33	\$3,000	SP 2019
N	Podnewich, Christy	MS	Field Sup	Teacher Ed	.20	\$2,550	SP 2019
N	Price, Anthony	PhD	Adjunct	Ed Leadership	.20	\$3,200	SP 2019
N	Quast, Heather	PhD	Adjunct	Ac Partnership	.33	\$3,000	SP 2019
R	Reena, Ismatar	EdD	Adjunct	Health & Kine	.40	\$6,000	SP 2019
N	Reeves, Melinda	MEd	Field Sup	Ed Leadership	.20	\$3,200	SP 2019
R	Rhodes, William	EdD	Field Sup	Ed Leadership	.20	\$3,200	SP 2019
R	Silva, Susan	EdD	Field Sup	Ed Leadership	.20	\$3,200	SP 2019
R	Snyder, Scott	EdD	Field Sup	Ed Leadership	.20	\$3,200	SP 2019
R	Staley, Michele	EdD	Field Sup	Ed Leadership	.20	\$3,200	SP 2019
N	Stone, Melinda	EdD	Field Sup	Ed Leadership	.20	\$3,200	SP 2019
N	Sylvester, Arthur	EdD	Field Sup	Ed Leadership	.20	\$3,200	SP 2019
R	Vine, Kim	EdD	Field Sup	Ed Leadership	.20	\$3,200	SP 2019
R	Webb, Deborah	PhD	Adjunct	Counseling	.49	\$7,020	SP 2019
N	Wenke, Andrea	MS	Field Sup	Ed Leadership	.20	\$3,200	SP 2019
R	White, Janeal	MS	Adjunct	Fam & Con Sci	.20	\$3,000	SP 2019
N	Williams, Deirdre	EdD	Field Sup	Ed Leadership	.20	\$3,200	SP 2019

### COLLEGE OF ENGINEERING

N	Bradley, Robert	PhD	Visit Assist Prof	Indus Engr	1.0	\$75,000	SP 2019
R	Davami, Keivan	PhD	Assist Prof	Mech Engr	.15	\$7,649	SP 2019
R	He, Ping	PhD	Assist Prof	Mech Engr	.15	\$7,640	SP 2019
R	Majdalani, Joseph	DEng	Adjunct	Civil/Envir Engr	.35	\$6,000	SP 2019
N	Papillion, Richshalla	DEng	Adjunct	Indus Engr	.25	\$4,000	SP 2019
N	Underdown, Damon	PhD	Adjunct	Indus Engr	.25	\$4,000	SP 2019

### COLLEGE OF FINE ARTS & COMMUNICATION

R	Balentine, Byron	MS	Adjunct	Comm/Media	.40	\$6,000	SP 2019
R	Bergeron, Jessica	MS	Adjunct	Spch/Hearing	.25	\$4,000	SP 2019
R	Blanton, Linnis	BS	Adjunct	Art	.28	\$3,000	SP 2019
R	Burch, Catherine	MS	Adjunct	Comm/Media	.40	\$6,000	SP 2019
R	Capps, Aaron	MS	Adjunct	Deaf Stud/Ed	.25	\$3,000	SP 2019
R	Cathey, Kristyn	MMC	Adjunct	Comm/Media	.20	\$3,000	SP 2019
R	Chiasson, Cain	MA	Adjunct	Deaf Stud/Ed	.25	\$3,000	SP 2019
R	Coughlan, Andrew	MA	Adjunct	Comm/Media	.40	\$6,000	SP 2019
R	Feldhausen, Scott	DMA	Adjunct	Music	.705	\$9,186	SP 2019
R	Fontenot, Elizabeth	MA	Adjunct	Art	.28	\$3,000	SP 2019
R	Gomez, Victor	MA	Adjunct	Music	.565	\$9,918	SP 2019
R	Haines, Yvonne	MA	Adjunct	Music	.1425	\$2,644	SP 2019
R	Hauser, Eric	PhD	Adjunct	Comm/Media	.20	\$3,000	SP 2019
N	Hawa, Jeremy	MA	Instructor	Comm/Media	1.0	\$19,444	SP 2019
R	Hutchins, Amber	PhD	Adjunct	Comm/Media	.40	\$6,000	SP 2019
R	Kerr, Gregory	BA	Adjunct	Comm/Media	.20	\$3,000	SP 2019
R	Leger, Joshua	MM	Adjunct	Music	.20	\$3,000	SP 2019
R	Malick, Stephan	MEd	Adjunct	Comm/Media	.40	\$6,000	SP 2019
R	Nichols, Karen	MS	Adjunct	Comm/Media	.20	\$3,000	SP 2019
R	Placette, Adonia	PhD	Adjunct	Comm/Media	.40	\$6,000	SP 2019
R	Ryan, Bret	MA	Adjunct	Music	.3375	\$5,580	SP 2019
R	Smith, Amy	MFA	Adjunct	Theatre/Dance	.40	\$6,000	SP 2019
R	Thompson, Carmyn	MS	Adjunct	Spch/Hearing	.50	\$8,000	SP 2019
R	Walcott, Brandy	MS	Adjunct	Spch/Hearing	.25	\$4,000	SP 2019
N	Williams, Gordon	BS	Adjunct	Comm/Media	.20	\$3,000	SP 2019

### LIBRARY

Nothing to Report

### CHANGE OF STATUS

<b>Last, First</b>	<b>Department</b>	<b>Change of Status</b>	<b>Period</b>
Aronson, Elizabeth	Psych	From Assoc Prof to Instructor	2018-2019
Davis, Terri	Political Sci	From Chair/Assoc Prof to Assoc Prof	June 2019

## **SALARY STIPEND**

<b>Last, First</b>	<b>Department</b>	<b>Amount of stipend</b>	<b>Period</b>
Alasti, Sanaz	Ac Partnership	Received \$1,500 for course instruction	Fall 2018
Allen, Charles	Ac Partnership	Received \$2,000 for course instruction	Fall 2018
Allen, Shelly	Ac Partnership	Received \$3,500 for course instruction	Fall 2018
Alm, Jeremy	Quality Enhancement Program	Received \$7,700 for working on QEP Program	2018-19
Azodi, Donna	Ac Partnership	Received \$3,500 for course instruction	Fall 2018
Bandyopadhyay, Soumava	Ac Partnership	Received \$4,000 for course instruction	Fall 2018
Bartlett, Daniel	Ac Partnership	Received \$500 for course instruction	Fall 2018
Bartlett, Karen	Ac Partnership	Received \$3,500 for course instruction	Fall 2018
Benson, Jack	Music	Received \$3,000 for course instruction for faculty on FMLA	SP 2019
Boone, Rebecca	Distance Ed	Received \$500 for course instruction	Fall 2018
Borel, Daryl Ann	Ac Partnership	Received \$1,500 for course instruction	Fall 2018
Carlisle, Robert	Ac Partnership	Received \$1,500 for course instruction	Fall 2018
Chang, Chiung-Fang	Ac Partnership	Received \$3,500 for course instruction	Fall 2018
Chen, Jau-Jin	Distance Ed	Received \$3,500 for course instruction	Fall 2018
Chisholm, LeAnn	Nursing	Received \$1,500 for Coord. of High Fidelity Simulation duties	SP 2019
Creel, Jimmy	Ac Partnership	Received \$500 for course instruction	Fall 2018
Cummings, Cynthia	Ac Partnership	Received \$3,500 for course instruction	Fall 2018
Curl, Eileen	Ac Partnership	Received \$500 for course instruction	Fall 2018
Delahoussaye, Katy	Ac Partnership	Received \$3,500 for course instruction	Fall 2018
Durso, Cassandre	Ac Partnership	Received \$1,500 for course instruction	Fall 2018
El-Houbi, Ashraf	Ac Partnership	Received \$1,000 for course instruction	Fall 2018
Ervin, Mel	Ac Partnership	Received \$1,500 for course instruction	Fall 2018
Flamez, Brande	Ac Partnership	Received \$3,500 for course instruction	Fall 2018
Flosi, Alicen	Distance Ed	Received \$500 for course instruction	Fall 2018
Fong, Donna	Ac Partnership	Received \$3,500 for course instruction	Fall 2018
Garcia, Jesus	Distance Ed	Received \$500 for course instruction	Fall 2018
Gillis, Brendan	History	Received \$2,000 for Assist Dir of Ctr for History/Culture duties	Fall 2018
Gilman, Kurt	Music	Received \$3,000 for course instruction for faculty on FMLA	SP 2019
Gubala, Sara	Ac Partnership	Received \$500 for course instruction	Fall 2018
Hale, Regina	Nursing	Received \$5,000 as Director of	SP 2019

Hall, Iva	Ac Partnership	Undergraduate Studies duties Received \$500 for course instruction	Fall 2018
Hamza, Mohammad	Ac Partnership	Received \$500 for course instruction	Fall 2018
Harapnuik, Dwayne	Ac Partnership	Received \$500 for course instruction	Fall 2018
Harding, Rose	Nursing	Received \$1,500 for Preceptorship Coord duties	SP 2019
Harris, Patricia	Ac Partnership	Received \$500 for course instruction	Fall 2018
Harrison, Glen	Ac Partnership	Received \$3,500 for course instruction	Fall 2018
Harvey, Thomas	Ac Partnership	Received \$3,500 for course instruction	Fall 2018
Jagneaux, Lara	Arts and Sciences	Received \$5,000 working with Dean on enrollment/data analysis and thesis reviews	SP 2019
Jensen-Vallin, Jacqueline	Math	Received \$9,000 for Director of First Year Experience Duties	2018-2019
Jensen-Vallin, Jacqueline	Math	Received \$5,877 for Director of First Year Experience Duties	SU 2019
Knight, Stacey	Ac Partnership	Received \$833 for course instruction	Fall 2018
Lewis, Shanique	Ac Partnership	Received \$500 for course instruction	Fall 2018
Lin, Cheng-Hsien	Ac Partnership	Received \$3,500 for course instruction	Fall 2018
Long, Elizabeth	Ac Partnership	Received \$500 for course instruction	Fall 2018
Lopez, Belinda	Ac Partnership	Received \$1,500 for course instruction	Fall 2018
Lowery, Lakeysha	Ac Partnership	Received \$500 for course instruction	Fall 2018
Mandal, Purnendu	Ac Partnership	Received \$1,000 for course instruction	Fall 2018
Mann, Jim	Ac Partnership	Received \$1,500 for course instruction	Fall 2018
Martin, Gary	Ac Partnership	Received \$3,500 for course instruction	Fall 2018
Mayer, Bradley	Ac Partnership	Received \$2,000 for course instruction	Fall 2018
Mayper, Theresa	Ac Partnership	Received \$1,500 for course instruction	Fall 2018
McAfee, Nancye	Ac Partnership	Received \$1,250 for course instruction	Fall 2018
McGough, Kimberly	Ac Partnership	Received \$500 for course instruction	Fall 2018
Moss, Gisele	Ac Partnership	Received \$500 for course instruction	Fall 2018
Mylorie, Robika	Ac Partnership	Received \$500 for course instruction	Fall 2018
Nguyen, Anna	Ac Partnership	Received \$500 for course instruction	Fall 2018
Nicks, Roberts	Ac Partnership	Received \$500 for course instruction	Fall 2018
O'Brien, Patricia	Ac Partnership	Received \$500 for course instruction	Fall 2018
Palmer, Troy	Ac Partnership	Received \$1,250 for course instruction	Fall 2018
Pearce, Gloria	Distance Ed	Received \$1,000 for course instruction	Fall 2018
Pearce, Gloria	Distance Ed	Received \$3,000 for course instruction	Fall 2018
Pipkins, Cynthia	Ac Partnership	Received \$500 for course instruction	Fall 2018
Posey, Amanda	Ac Partnership	Received \$1,000 for course instruction	Fall 2018

Posten, Ken	Ac Partnership	instruction Received \$500 for course	Fall 2018
Proksch, Bryan	Distance Ed	instruction Received \$500 for course	Fall 2018
Puente, Christina	Ac Partnership	instruction Received \$3,500 for course	Fall 2018
Reena, Ismatara	Biology	Received \$5,000 for Biology lab preparation and take down	SP 2019
Roden, Timothy	Distance Ed	Received \$500 for course instruction	Fall 2018
Ruiz, Connie	Ac Partnership	Received \$500 for course instruction	Fall 2018
Salimi, Mahmoud	Ac Partnership	Received \$1,500 for course instruction	Fall 2018
Sargsyan, Gevorg	Ac Partnership	Received \$500 for course instruction	Fall 2018
Scheidemandel, Jeferson	Ac Partnership	Received \$500 for course instruction	Fall 2018
Sen, Kabir	Ac Partnership	Received \$1,500 for course instruction	Fall 2018
Shannon, Eric	Music	Received \$4,026 for course instruction for faculty on FMLA	SP 2019
Shelton, Kaye	Ed Leadership	Received \$300 for reviewing portfolios for graduate credit per MOU	Fall 2018
Simmons, Elizabeth	Ac Partnership	Received \$3,950 for course instruction	SP 2019
Snook, Joy	Ac Partnership	Received \$1,000 for course instruction	Fall 2018
Staub, Nancy	Ac Partnership	Received \$500 for course instruction	Fall 2018
Stewart, Arthur	English/M Lang	Received \$7,250 for Dir of Center for Philosophical Studies duties	SP 2019
Swerdlow, Marleen	Ac Partnership	Received \$500 for course instruction	Fall 2018
Talenda, Valerie	Nursing	Received \$2,000 for course redevelopment	SP 2019
Thibodeaux, Tilisa	Ac Partnership	Received \$500 for course instruction	Fall 2018
Tovar-Silos, Ricardo	Ac Partnership	Received \$1,500 for course instruction	Fall 2018
Troxclair, Debbie	Ac Partnership	Received \$3,500 for course instruction	Fall 2018
Tsado, Lucy	Ac Partnership	Received \$500 for course instruction	Fall 2018
Wallett, Kimberly	Distance Ed	Received \$1,000 for course instruction	Fall 2018
Wang, Sujing	Distance Ed	Received \$1,000 for course instruction	Fall 2018
Watanabe, Hiroki	Ac Partnership	Received \$500 for course instruction	Fall 2018
Weeks, Kelly	Ac Partnership	Received \$1,500 for course instruction	Fall 2018
White, Porchane	Ac Partnership	Received \$3,500 for course instruction	Fall 2018
Williams, Shannon	Ac Partnership	Received \$500 for course instruction	Fall 2018
Wines, Lisa	Ac Partnership	Received \$1,500 for course instruction	Fall 2018
Worley, Vidisha	Ac Partnership	Received \$1,500 for course instruction	Fall 2018
Yao, Qingjiang	Ac Partnership	Received \$500 for course instruction	Fall 2018
Zhang, Xiao	Ac Partnership	Received \$500 for course instruction	Fall 2018
Zhao, Yu	Ac Partnership	Received \$1,500 for course instruction	Fall 2018

## TENURE EFFECTIVE FALL 2019

1. Blackwell-Starnes, Adrienne; Assist Prof, English/M Lang
2. Chen, Chun-Da; Assist Prof, Econ & Finance
3. Condit, Richard; Assoc Prof, Music
4. Couch, Phillip J.; Assist Prof, Math
5. Cummings, Cynthia; Assist Prof, Ed Leadership
6. Easterly, Bianca; Assist Prof, Political Sci
7. Gunaydin-Sen, Ozge; Assist Prof, Chem/Biochem
8. Lian, Ian; Assist Prof, Biology
9. Manchaiah, Vinaya; Assoc Prof, Spch/Hearing
10. Nelson, James; Assist Prof, Political Sci
11. Troutman, Christopher; Assist Prof, Art

## PROMOTION EFFECTIVE FALL 2019

### Promotion to Professor

1. Bryan, Jimmy; Assoc Prof, History
2. Condit, Richard; Assoc Prof, Music
3. Manchaiah, Vinaya, Assoc Prof, Spch/Hearing

### Promotion to Associate Professor

1. Blackwell-Starnes, Adrienne; Assist Prof, English/M Lang
2. Couch, Phillip J.; Assist Prof, Math
3. Cummings, Cynthia; Assist Prof, Ed Leadership
4. Easterly, Bianca; Assist Prof, Political Sci
5. Gunaydin-Sen, Ozge; Assist Prof, Chem/Biochem
6. Lian, Ian; Assist Prof, Biology
7. Nelson, James; Assist Prof, Political Sci
8. Troutman, Christopher; Assist Prof, Art

### Promotion to Assistant Professor

1. None to Report

## NOMINATIONS FOR RE-EMPLOYMENT OF FACULTY, 2019-20

Name	Rank	Degree	Tenure	Yrs.
<b>COLLEGE OF ARTS &amp; SCIENCES</b>				
<b>Department of BAAS</b>				
Ervin, Mel	Instructor	MEd	No	10
Jagneaux, Lara	Instructor	MA	No	8
Mayper, Theresa	Instructor	MA	No	11
<b>Department of Biology</b>				
Armacost, James	Assoc Prof	PhD	Yes	11
Christensen, Ana B.	Assoc Prof	PhD	Yes	20
Corbett, Robert	Instructor	PhD	No	4
Haiduk, Michael W.	Professor	PhD	Yes	36
Hoch, Matthew	Assoc Prof	PhD	Yes	11
Kish-Molina, Marilynn	Instructor	PhD	No	1
Kuchnoor, Ashwini	Assoc Prof	PhD	No	10
Lian, Ian Yu-Zen	Assist Prof	PhD	No	6
Posey, Amanda	Instructor	MS	No	7
Pyne, Matthew	Assist Prof	PhD	No	5
Terry, Randall G.	Assist Prof	PhD	Yes	19
Yoder, Howard	Assoc Prof	PhD	Yes	19
<b>Department of Chemistry and Biochemistry</b>				
Canlas, Gino	Instructor	PhD	No	2

Chandrasekaran, P.	Assist Prof	PhD	No	7
Guanaydin-Sen, Ozge	Assist Prof	PhD	No	6
Lei, Xiangyang	Int Chair/Assoc Prof	PhD	Yes	11
Lumpkin, Richard	Assoc Prof	PhD	Yes	20
Martin, Christopher	Assoc Prof	PhD	Yes	15
Nguyen, Thi Thuy Minh	Instructor	PhD	No	10
Shukla, Shyam	Professor	PhD	Yes	33
Soukhodolets, Maxim	Assoc Prof	PhD	Yes	15
Twegirayezu, Sylvestre	Assist Prof	PhD	No	3
Wei, Suying	Assoc Prof	PhD	Yes	10

#### Department of Computer Science

Andrei, Stefan	Chair/Professor	PhD	Yes	12
Beard, Michael	Instructor	MS	No	13
Doerschuk, Peggy	Professor	PhD	Yes	26
Koh, Hikyoo	Professor	PhD	Yes	37
Liu, Jiangjiang "Jane"	Professor	PhD	Yes	15
Makki, Kami	Professor	PhD	Yes	11
Osborne, Lawrence	Professor	PhD	Yes	29
Roden, Timothy	Assoc Prof	PhD	Yes	7
Sun, Bo	Professor	PhD	Yes	15
Sun Frank	Instructor	MS	No	11
Wang, Sujing	Assist Prof	PhD	No	13
Zhang, Jing	Assist Prof	PhD	No	5

#### Department of Earth and Space Science

Jordan, Jim	Chair/Professor	PhD	Yes	36
Kruger, Joseph	Assoc Prof	PhD	Yes	15
Pujols, Edgardo	Assist Prof	PhD	No	2
Schmidt, Bennetta	Instructor	PhD	No	13
Schwartz, Sarah	Visit Assist Prof	PhD	No	5

#### Department of English and Modern Languages

Bartlett, Daniel	Instructor	PhD	No	15
Bartlett, Karen	Instructor	MA	No	13
Blackwell-Starnes, Adrienne	Assist Prof	PhD	No	6
Bradley, Jerry	Professor	PhD	Yes	12
Carey, Donald	Instructor	MA	No	18
Castillon, Catalina	Assoc Prof	PhD	Yes	26
Chen, Julie	Instructor	MA	No	20
Daigrepont, Lloyd	Professor	PhD	Yes	38
Doiron, Jesse	Instructor	MA	No	22
Duerler, Caitlin	Instructor	MA	No	4
Haidusek, Harrabeth	Instructor	MA	No	23
Hatfield, Elia	Assist Prof	PhD	No	4
Heintzelman, Patricia	Instructor	MA	No	18
Hillin, Sara	Assoc Prof	PhD	No	13
Hoerth, Katherine	Assist Prof	MFA	No	2
Hudler, Melissa	Assist Prof	PhD	No	20
Joffe, Sharon	Assist Prof	PhD	No	2
Johnson, Cheryl	Instructor	MA	No	13
Johnson, Gretchen	Assist Prof	MA	No	13
Loges, Max	Professor	PhD	Yes	27
Matthis, Michael	Professor	PhD	Yes	28
Nemmers, Adam	Assist Prof	PhD	No	2
Oteng, Yaw	Assoc Prof	PhD	No	13
Popp, Charles	Instructor	MA	No	11
Retamales, Jaime	Visit Assist Prof	PhD	No	4
Ravey, Jennifer	Instructor	MA	No	9
Richards-Foster, Garry	Instructor	MA	No	4
Rudholm, Anne-Christine	Instructor	MA	No	13
Saucedo, Richard	Instructor	MA	No	4
Sanderson, James	Chair/Professor	PhD	Yes	36
Smith, Amy	Assoc Prof	PhD	Yes	10
Staub, Nancy	Instructor	MA	No	21
Stewart, Arthur	Assoc Prof	PhD	Yes	30
Turk, Janet Kaye	Instructor	MA	No	23
Zarzosa, Norma	Instructor	MA	No	13

**Department of History**

Boone, Rebecca	Professor	PhD	Yes	17
Byran, Jimmy	Assoc Prof	PhD	Yes	12
Chavez, Miguel	Assist Prof	PhD	No	2
Forret, Jeffrey	Professor	PhD	Yes	14
Gillis, Brendan	Assist Prof	PhD	No	2
Kibbe, Tina	Instructor	PhD	No	3
Mengerink, Mark	Assoc Prof	PhD	Yes	12
Muzorewa, Gwinyai	Assist Prof	PhD	No	5
Poston, Ken	Instructor	MA	No	6
Sato, Yasuko	Assoc Prof	PhD	No	10
Seratt, James	Instructor	MA	No	24

**Department of Mathematics**

Alm, Jeremy	Chair/Prof	PhD	Yes	2
Andreev, Valentin	Professor	PhD	Yes	29
Brice, Gary	Instructor	MS	No	13
Carter, Ivalynn	Instructor	MEd	No	11
Chiou, Paul	Professor	PhD	Yes	31
Couch, Phillip	Assist Prof	PhD	No	7
Daniel, Bobby	Professor	PhD	Yes	21
Daniel, Jennifer	Assoc Prof	PhD	Yes	16
Das, Kumar	Professor	PhD	Yes	14
Dawkins, Paul	Assoc Prof	PhD	Yes	22
Jensen-Vallin, Jackie	Assoc Prof	PhD	Yes	5
Karahouni, Mike	Instructor	MS	No	30
Kennedy, Judy	Professor	PhD	Yes	12
Laidacker, Michael	Assoc Prof	PhD	Yes	42
Liu, Wen	Assist Prof	PhD	No	3
Maesumi, Mohsen	Assoc Prof	PhD	Yes	28
Mahavier, William	Professor	PhD	Yes	18
Montgomery, Jason	Instructor	PhD	No	2
Pannu, Jasdeep	Assist Prof	PhD	No	4
Riley, Melissa	Instructor	MS	No	15
Svyeshnikova, Nataliya	Instructor	MA	No	3
Vallin, Robert	Assoc Prof	PhD	Yes	5
Vega-Guzman, Jose'	Assist Prof	PhD	No	3
Wilkinson, Mary E.	Assoc Prof	PhD	Yes	17

**Department of Nursing**

Caldwell, Pamela	Instructor	MSN	No	2
Chisholm, LeAnn	Assist Prof	MSN	No	15
Cochran, Glenda	Assist Prof	MSN	No	10
Curl, Eileen	Professor	PhD	Yes	17
Fisher, Michelle	Instructor	MSN	No	2
Ford, Mary	Instructor	MS	No	7
Green-Morris, Gloria	Assist Prof	DNP	No	3
Hale, Regina	Assist Prof	PhD	No	15
Harding, Rose	Instructor	MSN	No	22
Heinz, Caroline	Instructor	MSN	No	14
Hutto, Michelle	Instructor	MSN	No	4
Keel, Martha	Instructor	MSN	No	2
Knight McCall, Stacey	Assist Prof	DNP	No	9
Long, Elizabeth	Assist Prof	DNP	No	5
McAfee, Nancye	Instructor	PhD	No	17
Moore, Maresha	Instructor	MSN	No	2
Moss, Patti	Assist Prof	MSN	Yes	32
O'Brien, Patricia	Instructor	MSN	No	3
Ojemeni, Stacey	Instructor	MSN	No	2
Olliff, Linda	Assist Prof	MSN	Yes	21
Palmer, Troy	Instructor	MSN	No	4
Peterman, Keili	Instructor	MSN	No	5
Pipkins, Cynthia	Assist Prof	PhD	No	11
Rhodes, Theresa	Instructor	MSN	No	6
Robinson, L. Ruthie	Assoc Prof	PhD	No	6
Rolf, Carmen	Instructor	MSN	No	3
Seaman, J. T.	Instructor	MSN	No	4
Seymour, Rebekah	Instructor	MSN	No	5

Smith, Judy Kaye	Assoc Prof	MSN	Yes	19
Stinson, Cynthia	Chair/Assoc Prof	PhD	Yes	23
Talenda, Valerie	Instructor	MSN	No	10
Theford, Jenny	Instructor	MSN	No	9
Wenner, Lori	Instructor	MSN	No	2
White, Kelli	Instructor	MS	No	7
Williams, Sharon	Instructor	DNP	No	14
Willey, Corie	Instructor	MSN	No	1

### Department of Physics

Bahrim, Bogdana	Assoc Prof	PhD	Yes	19
Bahrim, Cristian	Professor	PhD	Yes	16
Cole, Philip	Chair/Professor	PhD	Yes	2
De la Madrid, Rafael	Assoc Prof	PhD	Yes	10
Irwin, George	Assoc Prof	PhD	Yes	22
Lou, Ming	Instructor	PhD	No	11
Sen, Cengiz	Instructor	PhD	No	5
Tchernookov, Martin	Visit Assist Prof	PhD	No	4

### Department of Political Science

Davis, Terri	Assoc Prof	PhD	Yes	23
Easterly, Bianca	Assist Prof	PhD	No	6
Gubala, Sara	Instructor	MS	No	12
Lanier, Boyd	Assoc Prof	PhD	Yes	49
Nelson, James	Assist Prof	PhD	No	8
Sowers, Thomas	Assoc Prof	PhD	Yes	17
Tahaney, Craig	Instructor	JD	No	4
Williams, Brian	Assist Prof	PhD	No	3

### Department of Psychology

Aronson, Elizabeth	Instructor	PhD	No	6
Barclay, J. Eli	Instructor	MS	No	4
Doe, Raymond	Assist Prof	PhD	No	4
Johnson, June	Instructor	MS	No	27
Kirk, Edythe	Chair/Assoc Prof	PhD	Yes	18
Mann, Judith	Assoc Prof	PhD	Yes	22
Oztune, Gokhan	Assist Prof	PhD	No	2
Rinker, Martha	Assist Prof	PhD	Yes	20
Scheidemandel, Jeferson	Instructor	MS	No	5
Shelton, Jeremy	Assoc Prof	PhD	Yes	16

### Department of Sociology, Social Work and Criminal Justice

Alasti, Sanaz	Assoc Prof	SJD	Yes	8
Broome, Mark	Instructor	MS	No	2
Chang, Chiung-Fang	Assoc Prof	PhD	Yes	11
Clanahan, Carolyn	Instructor	MS	No	13
Clanahan, Virginia	Instructor	MS	No	11
Fagen, Jennifer	Assoc Prof	PhD	No	12
Gage-Witvliet, Margot	Assist Prof	PhD	No	2
Garcia, Jesus	Assist Prof	PhD	No	6
Gummult, Virginia	Assist Prof	PhD	No	7
Harden, Garrick	Assist Prof	PhD	No	9
Lin, Cheng-Hsien	Assoc Prof	PhD	Yes	11
Mann, Jim	Assoc Prof	PhD	Yes	12
Roebuck, Karen	Instructor	MS	No	5
Smith, Kevin	Professor	PhD	Yes	38
Sullivan, Michael	Assoc Prof	PhD	Yes	10
Tsado, Lucy	Assist Prof	PhD	No	2
Worley, Robert	Assoc Prof	PhD	No	6
Worley, Vidisha	Assoc Prof	PhD	No	6
Wright, Lori	Instructor	MSW	No	6
Wright, Stuart	Chair/Professor	PhD	Yes	33

### COLLEGE OF BUSINESS

#### Department of Accounting and Business Law

Badua, Francisco	Assoc Prof	PhD	Y	9
Baldo, Melissa	Instructor	JD	N	3
Burns, Clare	Instructor	MBA	N	19
Cavaliere, Frank	Professor	JD	Y	35



Colón, Ricardo	Assoc Prof/Chair	JD	Y	7
McCoy, Timothy	Assoc Prof	PhD	Y	12
Moss, Gisele	Professor	PhD	Y	20
Rose, David	Instructor	MBA	N	7
Seawright, Delvin	Assist Prof	PhD	N	4
Swerdlow, Marleen	Professor	JD	Y	34
Swift, Orrin	Assist Prof	PhD	N	3

#### Department of Economics and Finance

Allen, C. Larry	Chair/Prof	PhD	Yes	39
Chen, Chun-Da	Assoc Prof	PhD	No	4
Choi, Jai-Young	Professor	PhD	Yes	37
McCollough, John	Assoc Prof	PhD	Yes	6
Mohassel, Ahmad	Visit Assist Prof	PhD	No	1
Neuhauser, Karyn	Professor	PhD	Yes	10
Price, Donald	Professor	PhD	Yes	37
Sargsyan, Gevorg	Instructor	PhD	No	1
Slaydon, James	Assoc Prof	PhD	Yes	14

#### Department of Information Systems and Analysis

Bandyopadhyay, Kakoli	Chair/Prof	PhD	Yes	21
Barnes, Cynthia	Professor	EdD	Yes	37
El-Houbi, Ashraf	Assoc Prof	PhD	Yes	13
Flosi, Alicen	Instructor	PhD	No	20
Ghosh, Kaushik	Assoc Prof	PhD	Yes	7
Tovar-Silos, Ricardo	Assoc Prof	PhD	Yes	11
Zhang, Xiao (Jerry)	Assist Prof	PhD	No	3
Zhao, Yu (Audrey)	Assist Prof	PhD	No	4

#### Department of Management and Marketing

Bandyopadhyay, Soumava	Professor	PhD	Yes	27
Doornbos-Boler, Heather	Instructor	MBA	No	1
Dyson, Samuel (Jeff)	Instructor	MBA	No	11
Fraccastoro, Katherine	Professor	PhD	Yes	21
Godkin, Roy Lynn	Professor	PhD	Yes	39
Howell, Paul	Instructor	MBA	No	1
Hwang, Seokyon	Assoc Prof	PhD	Yes	10
Karani, Komal	Assoc Prof	PhD	No	10
Mandal, Purnendu	Professor	PhD	Yes	15
Mayer, Bradley	Professor	PhD	Yes	25
Natarajan, Vivek	Assoc Prof	PhD	Yes	13
Sen, Kabir	Chair/Prof	PhD	Yes	27
Venta, Enrique (Henry)	Professor	PhD	Yes	17
Weeks, Kelly	Assoc Prof	PhD	Yes	5

### COLLEGE OF EDUCATION & HUMAN DEVELOPMENT

#### Department of Counseling

Carlisle, Robert	Dist Clinic Prof	PhD	No	4
Cogswell, Lauren	Visit Assist Prof	PhD	No	4
Flamez, Brande	Dist Clinic Prof	PhD	No	4
Greenidge, Wendy	Int Chair/Assoc Prof	PhD	Yes	4
Hamza, Mohammad	Professor	PhD	Yes	16
Harris, Patricia	Clinic Instr	EdD	No	8
Hebert, Sonja	Clinic Instr	MEd	No	2
Lopez, Belinda	Assoc Prof	PhD	Yes	7
Martin, Jessica	Assist Prof	PhD	No	2
McGough, Kimberly	Assist Prof	PhD	No	3
Mylroie, Robika	Dist Clinic Prof	PhD	No	4
Nguyen, Anna	Clinic Instr	EdD	No	6
Sartor, Teri	Assist Prof	PhD	No	2
Snook, Joy-Del	Assist Prof	PhD	No	4
Weinbaum, Rebecca	Assoc Dean/Assoc Prof	PhD	Yes	8
Williams, Shannon	Assist Prof	PhD	No	1
Wines, Lisa	Assoc Prof	PhD	Yes	4

#### Department of Educational Leadership

Allen, Shelly	Clinic Instr	EdD	No	3
Azodi, Donna	Assist Prof	EdD	No	5

Borel, DarylAnn	Clinic Instr	EdD	No	5
Brown, Kelly	Assist Prof	EdD	No	2
Colunga, Tonya	Clinic Instr	MEd	No	4
Creel, Jimmy	Clinic Assist Prof	EdD	No	9
Cummings, Cynthia	Assist Prof	EdD	No	10
Delahoussaye, Katy	Clinic Instr	JD	No	4
Faulk, Neil	Assist Prof	EdD	No	2
Fong, Donna	Clinic Instr	EdD	No	4
Harapnuik, Dwayne	Clinic Instr	PhD	No	4
Harrison, Glen	Clinic Instr	EdD	No	3
Harvey, Thomas	Clinic Instr	EdD.	No	3
Hinerman, Krystal	Clinic Assist Prof	PhD	No	3
Martin, Gary	Professor	EdD	Yes	9
Mason, Diane	Chair/Assoc Prof	PhD	Yes	9
Msengi, Clementine	Visit Assist Prof	EdD	No	7
Nicks, Robert	Assoc Prof	EdD	No	5
O'Connor, Johnny	Assist Prof	PhD	No	4
Puente, Christina	Clinic Instr	EdD	No	4
Simpson, Teresa	Clinic Instr	EdD	No	4
Shelton, Kaye	Professor	PhD	Yes	8
Thibodeaux, Tilisa	Assist Prof	EdD	No	4
Wallace, David	Dir Masters Cert Prog/Assist Prof	PhD	No	4
Welch, Brett	Dir Doctoral Program / Assoc Prof	PhD	Yes	3
White, Porchane	Clinic Instr	PhD	No	4
Young, James	Assoc Prof	PhD	Yes	10

#### Department of Family and Consumer Sciences

Chen, Jau-Jin	Professor	PhD	Yes	10
Dahm, Molly	Professor	PhD	Yes	23
Duit, Charles	Clinic Instr	Cert.	No	20
Henderson, Tammy	Professor	PhD	Yes	3
Killough Jill	Chair/Clinic Instr	PhD	No	20
Kimmons, Janice	Assoc Prof	PhD	Yes	9
Kwon, Eunjin	Assist Prof	PhD	No	3
Ruiz, Connie	Assoc Prof	PhD	Yes	43
Shows, Amy	Professor	PhD	Yes	35
Wallet, Kimberly	Assoc Prof	PhD	Yes	25

#### Department of Health and Kinesiology

Boatwright, Douglas	Professor	PhD	Yes	33
Carter, Richard	Professor	PhD	Yes	9
Chilek, Jr., Daniel	Chair/Assist Prof	PhD	Yes	18
Gauthreaux, Kimberly	Clinic Instr	MS	No	4
Hernandez, Barbara	Professor	PhD	Yes	18
Jordan, Shannon	Assist Prof	PhD	No	4
Joshi, Phaphul	Assoc Prof	PhD	Yes	4
Moore, Jr., Alan	Assoc Prof	PhD	No	4
Morales, Julio	Assoc Prof	PhD	Yes	16
Msengi, Israel	Assoc Prof	PhD	Yes	11
Mullican, Jeanne	Clinic Instr	MS	No	4

#### Department of Teacher Education

Bumstead, Stacey	Assist Prof	EdD	No	11
Butaud, Gayle	Instructor	EdD	No	15
Henry, Lula	Assoc Prof	EdD	Yes	32
Hussey, Paula	Clinic Instr	MEd	No	5
Karlin, Andrea	Professor	PhD	Yes	38
Leerkamp, Cavan	Clinic Instr	EdD.	No	4
Lewis, Shanique	Assist Prof	EdD	No	1
Nelson, Cheryl	Clinic Instr	EdD	No	8
Rios, Cristina	Assoc Prof	PhD	Yes	14
Singh, Mamta	Assoc Prof	PhD	Yes	5
Sisk, Dorothy	Professor	PhD	Yes	30
Sprott, Katherine	Assist Prof	PhD	No	4
Swope, Margaret	Clinic Instr	MEd	No	7
Titus, Freddie	Assoc Prof	EdD	Yes	7
Troxclair, Debra	Int Chair/Assoc Prof	PhD	Yes	10
Villate, Vanessa	Assoc Prof	PhD	Yes	10
Yoo, Julia	Assoc Prof	PhD	Yes	9

**COLLEGE OF ENGINEERING****Department of Chemical Engineering**

Benson, Tracy	Assoc Prof	PhD	Yes	10
Cai, Tianxing	Visit Assist Prof	PhD	No	4
Chen, Daniel	Professor	PhD	Yes	37
Gossage, John	Assoc Prof	PhD	Yes	21
Henry, James	Assist Prof	PhD	No	2
Ho, Tho Chin	Chair/Prof	PhD	Yes	37
Jeffryes, Clayton	Assist Prof	PhD	No	4
Lin, Sy Chul	Assoc Prof	PhD	Yes	14
Lou, Helen	Professor	PhD	Yes	18
Richmond, Peyton	Assoc Prof	PhD	Yes	19
Tadmor, Rafael	Professor	PhD	Yes	16
Xu, Qiang	Professor	PhD	Yes	14

**Department of Civil Engineering**

Brake, Nicholas	Assoc Prof	PhD	Yes	6
Haselbach, Liv	Chair/Prof	PhD	Yes	3
Jao, Mien	Professor	PhD	Yes	21
Lin, Che-Jen Jerry	Professor	PhD	Yes	20
Qian, Qin	Assoc Prof	PhD	Yes	11
Selvaratnam, Thinesh	Assist Prof	PhD	No	2
Wu, Xing	Assoc Prof	PhD	Yes	6

**Department of Electrical Engineering**

Almallahi, Hussein	Instructor	MS	No	4
Barzegaranbaboli, Mohammadreza	Assist Prof	PhD	No	5
Hirano, Koji	Instructor	DEng	No	4
Myler, Harley	Chair/Prof	PhD	Yes	18
Reddy, G.N.	Assoc Prof	PhD	Yes	28
Sayil, Selahattin	Professor	PhD	Yes	15
Tcheslavski, Gleb	Assoc Prof	PhD	Yes	11
Tokgoz, Cagatay	Assist Prof	PhD	No	3
Wang, Ruhai	Professor	PhD	Yes	16
Zargarzadeh, Hassan	Assist Prof	PhD	No	4

**Department of Industrial Engineering**

Cho, Jaeyoung	Assist Prof	MS	No	3
Craig, Brian	Chair/Prof	PhD	Yes	18
Curry, James	Assoc Prof	PhD	Yes	11
Hamidi, Maryam	Assist Prof	PhD	No	3
Li, Yueqing	Assist Prof	PhD	No	5
Liu, Xinyu	Assoc Prof	PhD	Yes	12
Marquez, Alberto	Assoc Prof	PhD	Yes	12
Tokgoz, Berna	Assist Prof	PhD	No	5
Yentzen, Gary	Instructor	MS	No	6

**Department of Mechanical Engineering**

Aung, Kendrick Than	Professor	PhD	Yes	17
Chu, Hsing-wei	Chair/Prof	PhD	Yes	39
Davami, Keivan	Assist Prof	PhD	No	3
Fan, Xuejun	Professor	PhD	Yes	11
Guduru, Ramesh	Assist Prof	PhD	No	5
He, Ping	Assist Prof	PhD	No	3
Li, Xiang Chang	Professor	PhD	Yes	12
Patki, Ajit	Visit Assist Prof	DEng	No	2
Yao, Chun-Wei	Assist Prof	PhD	No	3
Zhou, Jiang	Professor	PhD	Yes	15

**COLLEGE OF FINE ARTS & COMMUNICATION****Department of Art**

Carter, Keith	Professor	BBA	Yes	31
Chadwick, Stephanie	Assist Prof	PhD	No	4
Dyrhaug, Kurt	Professor	MFA	Yes	20
Fedorchenko, Xenia	Assist Prof	MFA	Yes	13

Fischer, Julia	Instructor	MA	No	6
Hyatt, Joana	Assist Prof	PhD	No	4
Meeks, Donna	Chair/Prof	MFA	Yes	24
Saunders, Sherry	Assist Prof	MS	Yes	7
Troutman, Christopher	Assist Prof	MFA	No	6
Thomas, Prince	Professor	MFA	Yes	21

#### Department of Communication and Media

Chattopadhyay, Dhiman	Assist Prof	PhD	No	1
Hemenway, Paul	Professor	PhD	Yes	13
Jones, Lakeysa	Instructor	MA	No	9
Michalski, Nicki	Assist Prof	MA	Yes	20
Rui, Jian Raymond	Assist Prof	PhD	No	4
Saleme, Awais	Assist Prof	MS	No	2
Salimi, Mahmoud	Assist Prof	MFA	No	4
Stanley, O'Brien	Professor	MFA	Yes	22
Stanley, Ruth	Instructor	MS	No	11
Tindall, Natalie	Chair/Prof	PhD	Yes	3
Ward, Kenneth	Assist Prof	MA	No	1
Warren, Leslie	Instructor	MA	No	16
Yao, Qingjiang	Assist Prof	PhD	No	6

#### Department of Deaf Studies and Deaf Education

Clark, Mary Diane	Chair/Prof	PhD	Yes	4
Gentry, Mary Anne	Assoc Prof	EdD	Yes	19
Lawyer, Gloshanda	Assist Prof	PhD	No	1
Meek, David	Instructor	MA	No	2
Maddux, Laura	Assist Prof	PhD	No	3
Marchut, Amber	Instructor	MS	No	3
Mann, Lyman	Instructor	MS	No	3
MacGlaughlin, Heidi	Instructor	EdD	No	2
Musyoka, Millicent	Assist Prof	MS	No	7
Smith, Zanthia	Assoc Prof	EdD	Yes	22
Wright, Steven	Assist Prof	PhD	No	2

#### Department of Music

Bhatia, Jonathan	Visit Assist Prof	MM	No	2
Cho, Sujung	Instructor	DMA	No	3
Clark, Jacob	Assist Prof	PhD	No	5
Condit, Rick	Assoc Prof	MM	No	5
Culbertson, Robert	Professor	DMA	Yes	45
Dueppen, Timothy	Assist Prof	PhD	No	5
Ellis, Kim	Professor	DMA	Yes	29
Fresne, Jeannette	Professor	DMA	Yes	1
Frost, Brielle	Visit Instructor	DMA	No	1
Gilman, Kurt	Assoc Prof	DMA	Yes	33
Greschner, Debra	Instructor	MA	No	10
Han, James	Assoc Prof	PhD	Yes	10
Ilban, Serdar	Assist Prof	PhD	No	8
McMahan, Andrew	Assoc Prof/Dir of Bands	DMA	Yes	2
Mott, Jammieca	Instructor	DMA	No	3
Peirce, Dwight	Instructor	MM	No	37
Perez, Francisco	Visit Assist Prof	MM	No	2
Proksch, Bryan	Assist Prof	PhD	No	6
Rissman, Maurice	Assoc Prof	DMA	Yes	21
Shannon, Eric	Instructor	MA	No	5
Shook, Brian	Chair/AssocProf	PhD	Yes	10

#### Department of Speech and Hearing Sciences

Azios, Michael	Instructor	MS	No	3
Byers, Beth Ann	Instructor/Clinic Sup	MS	No	2
Dockens, Ashley	Assist Prof	PhD	No	5
Dueppen, Abigail	Instructor	MS	No	1
Felipe, Lillian	Assist Prof	PhD	Yes	2
Harn, Monica	Chair/Prof	PhD	Yes	16
Hartwell-Azios, Jamie	Assist Prof	PhD	No	4
Howard, Connie	Assoc Prof	AuD	Yes	11
Manchaiah, Vinaya	Assoc Prof	PhD	No	4
Morris, Lakeitha	Assoc Prof	PhD	No	1

Radhakrishnan, Nandhakumar	Assoc Prof	PhD	Yes	7
Reading, Heather	Assist Prof	PhD	Yes	8
Scales, Alyssa	Clinic Instructor	MS	No	2
Whisenhunt-Saar, Karen	Clinic Instructor	MA	No	5

#### Department of Theatre and Dance

Acosta, Cherie	Assist Prof	MFA	No	5
Arrington, Lucy	Instructor	BA	No	9
Grothe, Joel	Assoc Prof	MA	No	10
LeTraunik, Brian	Assist Prof	MFA	No	6
McManus, Davis	Assist Prof	MFA	No	5
Prokop, Travis	Assist Prof	MFA	No	4
Wright, C. Golden	Chair/Assoc Prof	MFA	Yes	14

#### LIBRARY

Carroll, David	Assist Prof	MA	Yes	44
Clark, Penny	Assoc Prof	MA	Yes	9
Crawford, Scott	Instructor	MS	No	2
Doering, Carmen	Assoc Prof	MLS	Yes	12
Nichols, Karen	Assoc Prof	MLS	Yes	35
Nolen, Trina	Assoc Prof	MLS	Yes	21
Saar, Michael	Assoc Prof	MA	Yes	9
Tusa, Sarah	Assoc Prof	MLIS	Yes	32

### ADMINISTRATIVE AND UNCLASSIFIED PERSONNEL CHANGES

#### RETIREMENT

Nothing to Report.

#### SEPARATION

Nothing to Report.

#### ADDITIONS

1. Vitanza, Shelly; Director of Public Affairs, Marketing Communications, new hire at a 12-month rate of \$75,000, effective January 16, 2019.

#### RE-EMPLOYMENT OF ADMINISTRATIVE AND NON-CLASSIFIED PERSONNEL, 2019-2020

<u>Name</u>	<u>Title</u>	<u>Degree</u>	<u>Tenure</u>	<u>Years at LU</u>
<b><u>President and Executive Staff</u></b>				
Almquist, Arne	Interim VP for Management Information Systems/Analytics	Ph.D	Yes	0
Bello-Ogunu, John	VP for Global Diversity, Inclusion, and Intracultural Affairs	Ph.D.	Yes	3
Evans, Kenneth R.	President	Ph.D.	No	5
Marquart, James M.	Provost and VP for Academic Affairs	Ph.D.	Yes	4
McNeil, Vicki	VP for Student Engagement	Ph.D.	No	4
Ness, Edward Craig	VP for Finance and Operations	M.B.A.	No	3
Nichols, Brenda	Vice Provost for Digital Learning	D.N.S.	Yes	17
Nordgren, Joseph	Acting Associate Provost for Academic Affairs	Ph.D.	Yes	29
Parsons, Priscilla	Associate. VP for Information Systems/CIO	Ed.D.	No	28
Zabala, Juan	VP for University Advancement	M.B.A.	No	16
<b><u>Office of the President</u></b>				
Bellard, Norman	Assist to President - Community Relations/Athletic Programs	B.B.A.	No	18
Downing, Kate	Special Assist To the President/Director of Marketing Communications	B.A.	No	5
Terrebonne, Dean	Chief of Staff	M.B.A.	No	0

#### **Academic Affairs – Assist Prov/VP/ Deans/Assoc Deans**

Almquist, Arne	Interim VP for Management Information Systems/Analytics	Ph.D.	Yes	0
Bernazzani, Paul	Acting Assistant Provost for Programming, Science and Technology	Ph.D.	Yes	16
Boone, Rebecca	Int Assoc Dean/Professor, College of Arts & Sciences	Ph.D.	Yes	17
Brent, Katrina	Assist Provost, Enrollment Management	Ed.D.	No	12
Dodson, Kevin	Dean/Professor, Reaud Honors College	Ph.D.	Yes	28
French, Dan	Dean/Professor, College of Business	Ph.D.	Yes	1
Harn, William	Dean/Prof, Graduate Studies	Ph.D.	Yes	16
Holtzhausen, Derina	Dean/Prof/College of Fine Arts & Communication	Ph.D.	Yes	4
Maurer, Lynn	Dean/Professor, College of Arts & Sciences	Ph.D.	Yes	1
Mulvaney, Antoinette	Assoc Dean/Professor, College of Business	JD	Yes	29
Nichols, Paula	Associate Provost, Digital Learning	Ed.D.	Yes	31

### **Academic Affairs – Directors**

Alford, Julie	Director, Academic Advising for General Studies & B.A.A.S.	M.Ed	No	27
Baker, Twila	Senior Director, Sponsored Programs and Administration	B.B.A.	No	25
Balentine, Byron	KVLU Station Manager	B.S.	No	34
Baur, Christopher	Associate Director, Financial Aid	M.B.A.	No	12
Broussard, Carly	Executive Director, Scholarships and Financial Aid	M.B.A.	No	11
Coughlan, Andy	Director, Publications, University Press	M.A.	No	20
Elwell, Joseph	Director, KVLU	B.S.	No	29
Escamilla, Craig	Acting Exec. Director, Student Achievement and Retention	M.B.A.	No	5
Fontenot, Brandie	Asst. Dir Division of Distance Learning, Higher Ed Partnership	B.A.A.S.	No	12
Hefner-Babb, Theresa	Executive Director, Planning and Assessment	M.L.I.S.	Yes	19
Holloway, Kayla	Director, Undergraduate Advising Center	M.B.A.	No	7
Jarrell, Johnny	Director, Technical Support, Distance Learning	M.Ed.	No	9
Latimer, Robin	Director, Dissertation Standards, Graduate Studies	Ed.D.	No	16
Latiolais, Paul	Director, CICE	M.B.A.	No	9
Lin, Che-Jen	Sr. Academic Director of Graduate Programs/Professor, Engineering	Ph.D.	Yes	6
Alm, Jeremy	Director, QEP	Ph.D.	Yes	1
Marsh, Greg	Director, Institutional Research and Reporting	Ed.D.	No	22
Mayer, Deidra	Executive Director, Admissions and Recruitment	M.Ed.	No	10
Mulcahy, David	Director, Small Business Dev Center	M.B.A.	No	7
Mutz, Kyle	Director, Disability Resource Center	M.A.	No	5
Price, Barbara	Assistant Registrar	J.D.	No	17
Rather, Summer	Assistant Registrar, Records and Registration	M.B.A.	No	3
Ravey, Jennifer	Director, Writing Center	M.A.	No	7
Richmond, Peyton	Academic Director of Undergraduate Programs/ Assoc Professor, Engineering	Ph.D.	Yes	13
Rowley, Jill	Director, Financial Aid	B.S.	No	37
Sarda, Tony	Director, Recruitment	B.B.A.	No	11
Short, David	Registrar	M.A.	No	17
Smith, Amy	Director, Faculty Development Center	Ph.D.	Yes	10
Stevenson, Scott	Assistant Director TALH	M.A.	No	18
Stewart, Arthur	Director, Ctr for Philosophical Studies/Assoc. Prof, Arts & Sciences	Ph.D.	Yes	28
Stuberfield, Ted	Director, TALH	Ed.D.	No	7
Swerdlow, Marleen	Director, General Business Programs	J.D.	Yes	30
Tabor, Erin	Assoc Director, Disability Resource Center	M.S.	No	12
Thomas, Angela	Associate Director, Career & Testing Center	B.B.A.	No	1
Tyson, Haley	Asst Director, Career & Testing Center	B.G.S.	No	7
Welch, Brett	Dir, Doctoral Program/ED Leadership	Ph.D.	No	3

### **Athletics**

Bleil, William R.	Asst Football Coach-Offn Asst	Masters	No	1
Bonaventura, Daniel	Academic Specialist-Athletics	Masters	No	1
Born, Marco	Athletic Director	Masters	No	0
Brevell, Blaire	Compliance Specialist	Bachelors	No	0
Buchanan, Eric A.	Asst Coach-Defensive Coord-FB	Bachelors	No	2
Cantafio, Joseph J.	Dir Operations-Men Basketball	Bachelors	No	1
Chappell, Brandon R.	Asst Basketball Coach	Masters	No	10

Clark, Camden N.	Asst Football Coach	Masters	No	2
Clark, Warren G.	Head Track Coach	Masters	No	24
Cummings, Victoria	Academic Specialist-Athletics	Bachelors	No	1
Darcy, Daniel J.	Ath Strength & Condition Coord	Masters	No	3
Davenport, Empress	Asst Women's Basketball Coach	Bachelors	No	0
Davis, William R.	Head Baseball Coach	Masters	No	3
DeFoor, Dallas	Asst Dir Ops/Montagne Mgr	Bachelors	No	0
Dixon, Erin	Asst Coach Women's Softball	Bachelors	No	0
Dodd, Robert L.	Assistant Coach	Bachelors	No	1
Douglas, Troy L.	Asst Football Coach-Defn Coord	Bachelors	No	4
Dumars, David	Asst Basketball Coach	Bachelors	No	0
DuPre, Moses K.	Director Athletics Compliance	Bachelors	No	3
Edmondson, Larry	Asst Football Coach	Bachelors	No	0
Glenn, Ashley C.	Academic Specialist-Athletics	Bachelors	No	14
Haarlow, Jon	Assoc Ath Dir Bus Affairs	Masters	No	0
Harmony, Robin S.	Head Women's Basketball Coach	Masters	No	6
Hatten, Scott K.	Asst Baseball Coach	Bachelors	No	18
Holeman, Stephen	Head Women's Soccer Coach	Masters	No	3
Hooks, Amy	Head Women's Softball Coach	Bachelors	No	0
Houchin, Anthony J.	Assistant Track Coach	Bachelors	No	3
Ivicic, Todd A.	Asst Football Coach	Masters	No	15
Kovner, David	Asst Athletic Trainer	Bachelors	No	0
Kuester, Michelle C.	Head Women's Volleyball Coach	Masters	No	2
Kummer, Nicole L.	Asst Ath Dir Marketing & Event	Bachelors	No	16
Kummer, Robert F.	Associate Basketball Head Coach	Bachelors	No	11
Madise, Adrian J.	Asst Football Coach-Offn Coord	Masters	No	1
Milano, Lucas	Video Coordinator - Athletics	Bachelors	No	0
Mudd, Jessie E.	Head Men's Golf Coach	Bachelors	No	3
Ngiratmab, Emlyn	Asst Athletic Trainer	Masters	No	0
Price, George	Head Basketball Coach	Bachelors	No	11
Rae, Travis	Athletic Sports Info Specialist	Masters	No	0
Rudi Cantu-Torres	Asst Coach Women's Softball	Bachelors	No	0
Schneider, Randy J.	Assoc Head Women's Basketball	Bachelors	No	5
Schultz, Michael C.	Head Football Coach	Bachelors	No	11
Shankles, John S.	Head Men's Tennis Coach	Bachelors	No	12
Snedeker, Sean P.	Asst Baseball Coach	Bachelors	No	1
Steward, Jessica J.	Head Women's Golf Coach	Bachelors	No	3
Thill, Helene A.	Assoc Athletic Director/SWA	Masters	No	17
Trudo, Lane A.	Assistant Strength Coach	Bachelors	No	1
Weeks, Josh	Manager Ticket Office	Masters	No	0
Welch, Addison C.	Athletic Sports Info Spec	Masters	No	5
Wong, David C.	Head Women's Tennis Coach	Bachelors	No	20
Yonker, Joshua C.	Athletic Trainer	Masters	No	13
Zapata, Henry	Asst Soccer Coach	Masters	No	3

## **Finance & Operations**

Arroyas, Philippe	Assist. Director, Planning and Design	B.S.	No	4
Bell, Jeff	Director, Compliance & Employee Relations	M.B.A.	No	4
Benson, Catherine	Assoc. VP for Human Resources	M.B.A.	No	4
Brown, Cynthia	Director, Reporting and Compliance	B.B.A.	No	23
Dowell, Greg	Director, Investment Services	M.B.A.	No	3
Drawhorn, Diane J.	Associate VP of Administrative Services	B.B.A.	No	40
Elizando, Stacy	Director, Purchasing	B.A.A.S.	No	5
Espinal, Dana	Director, Project Management	M.B.A.	No	1
Falls, Brandie	Assistant Director, Student Business Services		No	15
Flosi, Alicen	Director, Sustainability	Ph.D.	No	19
Hunter, Berdie	Director, Facilities Administrative Services	A.A.	No	5
Kirkland, J. Corey	Director, Landscape & Campus Services		No	1
Larson, Jamie	Associate VP of Financial Services	B.B.A.	No	3
Martin, David	Associate VP, Facilities Management	B.S.	No	3
Miller, Dennis	Director, Custodian Services	B.S.	No	3
Miller, Katherine	Assist. VP, Planning and Construction	B.Arch	No	4
Pool, Cammie	Director, Student Business Services	A.B.A.	No	9
Quebedeaux, Donna	Associate Controller	B.B.A.	No	36
Rash, William	Director, EHS & Risk Management	M.A.	No	5
Robinson, Dindy	Director, Employment & Compensation	M.P.A.	No	3
Rodriguez, Kenneth	Manager of Budget	B.B.A.	No	8
Scott, Ashley	Executive Director of Administrative Services	M.B.A.	No	3
Shang, Shaw	Director, Payroll	B.S.	No	33
Sheppard, Joanna	Exec Director, Business & Treasury Services	B.B.A.	No	20
Sims, Spencer	Director, Finance	B.B.A.	No	18

### **Information Technology**

Genuardi, John	Director, Media and Event Technical Services	B.S.	No	34
Richter, Shellie	Sr. Director, IT Compliance	B.S.	No	34
Stewart, Patrick	Sr. Director, IT Infrastructure Services	B.B.A.	No	17
Varadaraj, Srinivas	Director, Security Services	M.S.	No	14

### **Student Engagement**

Atkinson, Mary E.	Director, Housing & Residence Life	M.S.	No	3
Baden, Kelsey	Cheer Team Coordinator	B.S.	No	0
Barbarisi, Donovan	Residence Director	M.S.	No	0
Blankenship, Brixey	Dance Team Coordinator	B.A.	No	6
Broussard, Jodi L.	Associate Director Recreational Programs	M.S.	No	2
Cooley, Elizabeth	Residence Director	M.A.	No	3
Culik Murry, Marie E.	Assistant Director Health Education Services	MPH	No	3
Dillow, Amy E.	Coordinator Career Services/Advisor	M.S.	No	7
Douglas, Charlotte L.	Charge Nurse	BSN	No	12
Dover, Nancy D.	Assistant Director Medical Services	MSN	No	13
Fayan, Kyle	Operations Manager Setzer Student Center	B.S.	No	0
Flores, Hector A.	Chief of Police	MPA	No	4



Foster, Sr. Dan	Assistant Director Housing Operations	M.S.	No	0
Foster, Daniel J.	Residence Director	M.S.	No	2
Garrett, David	Associate Director Recreational Operations	B.S.	No	11
George, Mary T.	Coordinator, Prometric Services	Test Admin Cert.	No	10
Gray, Shawn R.	Director, Student Health Center	MSN	No	14
Guyote, Catherine	Family Nurse Practitioner	MSN	No	0
Hardie, Martha	Women's Health Nurse Practitioner	BSN	No	0
Harrington, Jason	Coordinator Intramurals & Sport Clubs	M.S.	No	0
Helm, Kristin	Career Consultant	M.S.	No	0
Hernandez, Eric	Coordinator Recreational Sports	M.S.	No	0
Hicks, Shannon A.	Assistant Director Counseling Services	Ph.D.	No	3
Jeanes, Elizabeth E.	Coordinator Division Marketing	B.S.	No	13
Jenmy, Olayinka	Assistant Director Residence Life	M.S.	No	0
Kahlil, Gabrielle	Associate Director Greek Life	M.S.	No	0
Ksiazek, Cynthia J.	Counselor i	MSW	No	19
Lewis, Jabari	Coordinator Recreational Student Development	M.S.	No	0
Loya-Boggs, April	Director LU Strong	MSW	No	0
McClinton, Nechele	Assistant Director Residence Life	Ed.D.	No	0
McNeel, Paula C.	Assistant Director Setzer Sched/Ops/Events	A.A.	No	16
Mena, Terry C.	Associate VP & Dean of Students	Ph.D.	No	3
Murphy, Haley	Assistant Director, Career & Professional Development	M.S.	No	11
Pulliam, Morgan	Coordinator Student Engagement	M.Ed.	No	0
Robbins, Jocelyn L.	Director, Center for Career & Prof Dev	M.B.A.	No	2
Simpson, Artha L.	Director Recreational Sports	Ed.D.	No	18
Shaver, Todd	Director Setzer Student Center	M.S.	No	0
Thomas, Angela G.	Associate Director, Career & Professional Development	B.S.	No	6
Van Zanden, Brandie	Director, New Student & Leadership Programs	M.Ed.	No	4

### **University Advancement**

Brown, Joanne	Major Gifts Officer	B.S.	No	1
Figueroa, Shannon	Director, Alumni Affairs	M.B.A.	No	14
McDermand, Susie	Development Research Analyst		No	14
Morian, Isabel (Bel)	Director, Events and External Relations Oversight	B.B.A.	No	1
Newton, Frank	Executive Dir., Foundation Relations/Strategic Partnerships		No	0
Salter, Denise	Development Coordinator, Sr.	B.B.A.	No	19
Spoeri, Jeffrey	Associate Vice President	J.D., M.Ed	No	1
Tran, Thanh	Assistant Director, Advancement Services	M.I.S.	No	17
Trylowsky, Uliana	Major Gifts Officer	M.A.	No	4
Zabala, Juan	Vice President for University Advancement	M.B.A.	No	16

# Sam Houston State University

## FACULTY PERSONNEL CHANGES

### RESIGNATIONS

1. Dababneh, Awwad, Assistant Professor, Engineering Technology, effective May 31, 2019.
2. Onwuegbuzie, Anthony, Professor, Educational Leadership, effective August 31, 2019.
3. Phelps, Wesley, Associate Professor, History, effective August 31, 2019.
4. Zuniga, Miguel, Associate Professor, Population Health, effective January 15, 2019.

### LEAVE WITHOUT PAY

1. Muns, Nedom, Professor, Engineering Technology, effective March 29, 2019.

### RETIREMENTS

1. Abshire, Roger, Professor, Management, Marketing & Information Systems, effective August 31, 2019.
2. Kavanaugh, Joseph, Professor, Management, Marketing & Information Systems, effective August 31, 2019.

### EARLY RETIREMENT

1. Stiles, Anne, Professor, Nursing, effective July 15, 2019.

### STATUS CHANGES

1. Bytheway, Joan, Professor, Forensic Science, Criminal Justice and Criminology; to Professor, Anatomical Sciences, proposed College of Osteopathic Medicine, effective January 16, 2019.
2. Crosby, James, Associate Professor and Acting Chair, Psychology and Philosophy; to Associate Professor, Psychology and Philosophy, effective January 15, 2019.
3. Lutterschmidt, William, Executive Director, Research Centers; to Professor, Biological Sciences, effective January 16, 2019.
4. McKernan, Stephen, Associate Dean, Clinical Affairs, proposed College of Osteopathic Medicine; to Associate Dean, Clinical Affairs and Acting Chair, Primary Care, proposed College of Osteopathic Medicine, effective February 11, 2019.
5. Reichelt, Susan, Associate Professor, Family and Consumer Sciences and Associate Dean, College of Health Sciences; to Associate Professor, Family and Consumer Sciences, effective January 15, 2019.
6. Shen, Lisa, Associate Professor and Acting Director, Newton Gresham Library; to Associate Professor, Newton Gresham Library, effective February 28, 2019.

### PROMOTION TO ASSOCIATE PROFESSOR WITH TENURE

1. Adu-Prah, Samuel, Assistant Professor, Geography, effective September 1, 2019.
2. An, Min, Assistant Professor, Computer Science, effective September 1, 2019.
3. Anderson, Mark, Assistant Professor, Agricultural Sciences, effective September 1, 2019.
4. Austin, Traci, Assistant Professor, General Business and Finance, effective September 1, 2019.
5. Cole, Corinna, Assistant Professor, Teaching and Learning, effective September 1, 2019.
6. Creghan, Frank, Assistant Professor, Teaching and Learning, effective September 1, 2019.
7. Feu-Lopez, Maria, Assistant Professor, World Languages and Cultures, effective September 1, 2019.
8. Herron, Julie, Assistant Professor, Teaching and Learning, effective September 1, 2019.

9. Jones, Carla, Assistant Professor, Management, Marketing and Information Systems, effective September 1, 2019.
10. Lane, Mae, Assistant Professor, Teaching and Learning, effective September 1, 2019.
11. Martin, Taylor, Assistant Professor, Mathematics, effective September 1, 2019.
12. Martirosyan, Nara, Assistant Professor, Educational Leadership, effective September 1, 2019.
13. Mednicov, Melissa, Assistant Professor, Art, effective September 1, 2019.
14. Mueller, Katherine, Assistant Professor, Newton Gresham Library, effective September 1, 2019.
15. Murfin, Audrey, Assistant Professor, English, effective September 1, 2019.
16. Orrick, Erin, Assistant Professor, Criminal Justice and Criminology, effective September 1, 2019.
17. Popham, Deborah, Assistant Professor, Music, effective September 1, 2019.
18. Randa, Ryan, Assistant Professor, Criminal Justice and Criminology, effective September 1, 2019.
19. Rascke, Christian, Economics and International Business, effective September 1, 2019.
20. Riley, Jason, Assistant Professor, Management, Marketing and Information Systems, effective September 1, 2019.
21. Saenz, Daniel, Assistant Professor, Music, effective September 1, 2019.
22. Uzum, Baburhan, Assistant Professor, Teaching and Learning, effective September 1, 2019.
23. Vargo, Kristina, Assistant Professor, Teaching and Learning, effective September 1, 2019.
24. Weathers, Melinda, Assistant Professor, Communication Studies, effective September 1, 2019.

### **PROMOTION TO FULL PROFESSOR**

1. Foster, Andrea, Associate Professor, Teaching and Learning, effective September 1, 2019.
2. Gangitano, David, Associate Professor, Forensic Science, effective September 1, 2019.
3. Garcia-Puente, Luis, Associate Professor, Mathematics, effective September 1, 2019.
4. Kindred, Kyle, Associate Professor, Music, effective September 1, 2019.
5. McIntyre, Kenneth, Associate Professor, Political Science, effective September 1, 2019.
6. Miller, Lee, Associate Professor, Sociology, effective September 1, 2019.
7. Nardone, Carroll, Associate Professor, English, effective September 1, 2019.
8. Simmons, Aneika, Associate Professor, Management, Marketing and Information Systems, effective September 1, 2019.
9. Stutts, Kyle, Associate Professor, Agricultural Sciences, effective September 1, 2019.
10. Walker, Joel, Associate Professor, Physics, effective September 1, 2019.
11. Williams, Justin, Associate Professor, Biological Sciences, effective September 1, 2019.
12. Zientek, Linda, Associate Professor, Mathematics, effective September 1, 2019.

### **PROMOTION TO FULL PROFESSOR WITH TENURE**

1. Boutte, Tony, Associate Professor, Music, effective September 1, 2019.
2. Choudhary, Sanjeev, Associate Professor, Biochemistry, Cell Biology and Genetics, effective September 1, 2019.

### **TENURE**

1. Bronfman, Joshua, Associate Professor, Music, effective September 1, 2019.
2. Owen, Eric, Associate Professor and Executive Director, Newton Gresham Library, effective March 1, 2019.
3. Young, Chase, Associate Professor, Teaching and Learning, effective September 1, 2019.

## FACULTY APPOINTMENTS, New (N) and Renewal (R)

NAME	DEG	RANK	DEPARTMENT	%FTE	SALARY	PERIOD
COLLEGE OF BUSINESS ADMINISTRATION						
R Baker, Jerrine	M.B.A.	Lect.-Pool	Mngt., Mrkt. & Info.	0.25	3,501	S2019
R Durham, William	J.D.	Lect.-Pool	Gen. Bus. & Fnce.	0.25	4,273	S2019
R Haberman, James	M.B.A.	Lect.-Pool	Gen. Bus. & Fnce.	0.25	3,308	S2019
R Jones, Jr., Robert	Ph.D.	Lect.-Pool	Mngt., Mrkt. & Info.	0.75	10,800	S2019
R McFarland, Joanie	M.B.A.	Lect.-Pool	Gen. Bus. & Fnce.	0.25	3,308	S2019
R Sanders, Raymond	M.A.	Lect.-Pool	Gen. Bus. & Fnce.	0.25	3,308	S2019
COLLEGE OF CRIMINAL JUSTICE						
R Ayraud, Julia	M.A.	Lect.-Pool	Criminal Justice	0.50	6,012	S2019
R Barber, David	M.S.	Lect.-Pool	Criminal Justice	0.75	9,018	S2019
R Betts, Catherine	M.S.	Lect.-Pool	Criminal Justice	0.50	6,012	S2019
R Bull, Mark	M.S.	Lect.-Pool	Criminal Justice	0.25	3,006	S2019
R Christensen, Laurie	M.S.	Lect.-Pool	Security Studies	0.75	9,018	S2019
N Cohen, Nigel	J.D.	Lect.-Pool	Criminal Justice	0.25	3,006	S2019
N Coons, Jay	Ph.D.	Cln.Asst.P.	Criminal Justice	1.00	34,506	S2019
R Denham, Mark	M.S.	Lect.-Pool	Criminal Justice	0.75	9,018	S2019
R Dunman, Jeremy	J.D.	Lect.-Pool	Criminal Justice	0.25	3,006	S2019
R Dyess, John	M.S.	Lect.-Pool	Criminal Justice	1.00	12,024	S2019
R Ferguson, Michael	M.S.	Lect.-Pool	Criminal Justice	0.50	6,012	S2019
R Fincham, Tatiana	M.S.W.	Lect.-Pool	Criminal Justice	0.50	6,012	S2019
N Fremin, Greg	M.S.	Lect.-Pool	Criminal Justice	1.00	12,024	S2019
R Houston, David	M.S.	Lect.-Pool	Criminal Justice	1.00	12,024	S2019
R Humphrey, Billy	M.S.	Lect.-Pool	Criminal Justice	1.00	12,024	S2019
R Hurst, Lane	M.S.	Lect.-Pool	Criminal Justice	0.50	6,012	S2019
R Kawucha, Soraya	Ph.D.	Lect.-Pool	Criminal Justice	1.00	12,024	S2019
R King, Darla	M.S.	Lect.-Pool	Criminal Justice	0.75	9,018	S2019
R Krumholz, Lindsey	M.S.	Lect.-Pool	Criminal Justice	1.00	12,024	S2019
R Kukua, Diana	M.S.	Lect.-Pool	Criminal Justice	1.00	12,024	S2019
R Lancaster, Linda	Ph.D.	Lect.-Pool	Criminal Justice	0.50	6,012	S2019
R Lansana, Albert	M.A.	Lect.-Pool	Criminal Justice	0.25	3,006	S2019
N Lewis, Marvanisha	M.S.	Lect.-Pool	Criminal Justice	0.75	9,018	S2019
R Livingston, Jr., Rector	M.S.	Lect.-Pool	Criminal Justice	0.50	6,012	S2019
R Lovestock, Ian	M.S.	Lect.-Pool	Criminal Justice	0.50	6,012	S2019
R Lunsford, Kevin	B.S.	Lect.-Pool	Criminal Justice	0.50	6,012	S2019

R	Mabry, James	M.A.	Lect.-Pool	Criminal Justice	1.00	12,024	S2019
R	Mendez, Fabia	M.S.	Lect.-Pool	Criminal Justice	0.50	6,012	S2019
R	Morrison, Stephen	Ph.D.	Lect.-Pool	Criminal Justice	0.50	6,012	S2019
N	Norris, Daniel	M.S.	Lect.-Pool	Criminal Justice	0.25	3,006	S2019
N	Noyes, Michael	Ph.D.	Lect.-Pool	Criminal Justice	0.50	6,012	S2019
N	Owens, Rissie	M.A.	Lect.-Pool	Criminal Justice	0.50	6,012	S2019
R	Price, Rebecca	M.S.	Lect.-Pool	Criminal Justice	1.00	12,024	S2019
R	Sanchez, Andrea	M.S.W.	Lect.-Pool	Criminal Justice	1.00	12,024	S2019
R	Schiro, Bennie	J.D.	Lect.-Pool	Criminal Justice	0.75	9,018	S2019
R	Serna, Xavier	Ph.D.	Lect.-Pool	Criminal Justice	1.00	12,024	S2019
N	Stroud, Stephanie	J.D.	Lect.-Pool	Criminal Justice	0.25	3,006	S2019
R	Tumlinson, David	M.S.	Lect.-Pool	Criminal Justice	0.75	9,018	S2019
R	Warren, Thomas	M.S.	Lect.-Pool	Criminal Justice	0.75	9,018	S2019
R	Welch, Kristen	Ph.D.	Lect.-Pool	Criminal Justice	1.00	12,024	S2019
R	Wilson, Brent	M.S.	Lect.-Pool	Criminal Justice	0.50	6,012	S2019

COLLEGE OF EDUCATION

R	Allen, Elizabeth	M.Ed.	Lect.-Pool	Teaching & Lrng	0.45	4,431	S2019
R	Alves, Dan	M.Ed.	Lect.-Pool	Teaching & Lrng	0.50	6,003	S2019
R	Anderson, Teresa	M.Ed.	Lect.-Pool	Teaching & Lrng	0.25	3,002	S2019
R	Beard, Jana	M.Ed.	Lect.-Pool	Teaching & Lrng	0.34	4,082	S2019
R	Beasley, Maisha	Ed.D.	Lect.-Pool	Ed. Leadership	0.25	3,002	S2019
N	Benson, Jamie	Ed.D.	Lect.-Pool	Teaching & Lrng	0.75	9,005	S2019
R	Bethel, Jana	Ed.D.	Lect.-Pool	Library Sci&Tech	1.00	12,006	S2019
R	Boyster, Dennis	M.A.	Lect.-Pool	Teaching & Lrng	0.16	1,575	S2019
R	Butler, Maggi	M.S.	Lect.-Pool	Teaching & Lrng	0.50	6,003	S2019
R	Carrillo, Gabriel	M.Ed.	Lect.-Pool	Teaching & Lrng	0.25	3,002	S2019
R	Clark, Cindy	M.S.	Lect.-Pool	Teaching & Lrng	0.50	4,923	S2019
N	Earls, Elaine	M.Ed.	Lect.-Pool	Teaching & Lrng	0.50	6,003	S2019
R	Ellis, Dustin	M.A.	Lect.-Pool	Counselor Ed.	0.50	6,003	S2019
R	Fiaschetti, Carolyn	Ed.D.	Lect.-Pool	Ed. Leadership	0.25	3,002	S2019
R	Fishburn, Catherine	M.Ed.	Lect.-Pool	Teaching & Lrng	0.08	788	S2019
R	Fitzgerald, Evelyne	Ph.D.	Lect.-Pool	Counselor Ed.	0.50	6,003	S2019
R	Graham, Rachel	M.Ed.	Lect.-Pool	Teaching & Lrng	0.17	2,041	S2019
R	Graves, Wendy	M.Ed.	Lect.-Pool	Teaching & Lrng	0.25	3,002	S2019
R	Gregg, Patricia	Ph.D.	Lect.-Pool	Ed. Leadership	0.25	3,002	S2019
R	Griggs, Brandon	Ph.D.	Lect.-Pool	Ed. Leadership	0.25	3,002	S2019
R	Guardiola-Castillo, I.	Ph.D.	Lect.-Pool	Counselor Ed.	0.25	3,002	S2019
R	Hail, Darol	Ed.D.	Lect.-Pool	Ed. Leadership	0.25	3,002	S2019
R	Hastings, Robert	M.A.	Lect.-Pool	Teaching & Lrng	0.33	3,249	S2019
R	Henderson, David	Ed.D.	Lect.-Pool	Teaching & Lrng	0.25	3,002	S2019

R	Housel, Alice	M.A.	Lect.-Pool	Teaching & Lrng	0.33	3,249	S2019
R	Hudson, Janice	M.Ed.	Lect.-Pool	Teaching & Lrng	0.45	4,431	S2019
R	Ingram, Jacqueline	Ed.D.	Lect.-Pool	Teaching & Lrng	1.00	20,007	S2019
R	James, Krisshundria	M.Ed.	Lect.-Pool	Teaching & Lrng	0.75	9,005	S2019
R	Jett, Walter	M.Ed.	Lect.-Pool	Teaching & Lrng	0.50	4,923	S2019
R	Johnson, Shirley	M.Ed.	Lect.-Pool	Teaching & Lrng	0.16	1,575	S2019
R	Jones, Joan	M.Ed.	Lect.-Pool	Teaching & Lrng	0.33	3,249	S2019
N	Jorgensen, Maribeth	Ph.D.	Lect.-Pool	Counselor Ed.	0.50	6,003	S2019
R	Joyner, Sheila	Ed.D.	Lect.-Pool	Ed. Leadership	0.25	3,002	S2019
R	Kamman, Eldred	M.Ed.	Lect.-Pool	Teaching & Lrng	0.37	3,643	S2019
N	Kassing, Jennifer	M.A.	Lect.-Pool	Counselor Ed.	0.50	6,003	S2019
R	Kinnaird, Kimberly	Ph.D.	Lect.-Pool	Library Sci&Tech	0.25	3,002	S2019
R	Kirby, Mallory	M.S.	Lect.-Pool	Teaching & Lrng	0.17	2,041	S2019
R	Klawinsky, Leigh .	M.Ed.	Lect.-Pool	Teaching & Lrng	1.00	12,006	S2019
R	Kossie, Calvin	M.Ed.	Lect.-Pool	Teaching & Lrng	0.04	394	S2019
R	Krchnak, Erin	M.Ed.	Lect.-Pool	Teaching & Lrng	0.75	9,005	S2019
R	Lackey, Steven	Ph.D.	Lect.-Pool	Counselor Ed.	0.50	6,003	S2019
R	Lee, Tasha	M.A.	Lect.-Pool	Counselor Ed.	0.25	3,002	S2019
R	Lester, James	M.S.	Lect.-Pool	Teaching & Lrng	0.45	4,431	S2019
R	Lobo Guerrero, Clara	M.A.	Lect.-Pool	Teaching & Lrng	0.75	15,005	S2019
R	Marsh, Michael	M.Ed.	Lect.-Pool	Teaching & Lrng	0.37	3,643	S2019
N	Maynard, Chanelle	M.Ed.	Lect.-Pool	Teaching & Lrng	0.34	4,082	S2019
R	Mike, Cherrell	M.Ed.	Lect.-Pool	Teaching & Lrng	0.50	6,003	S2019
R	Minter, Debra	M.Ed.	Lect.-Pool	Teaching & Lrng	0.25	3,002	S2019
R	Mireles, Jaime	M.Ed.	Lect.-Pool	Teaching & Lrng	0.25	3,002	S2019
N	Mitchell, Jennifer	M.Ed.	Lect.-Pool	Teaching & Lrng	0.25	3,002	S2019
R	Moore, J. Carolyn	M.Ed.	Lect.-Pool	Teaching & Lrng	0.75	7,385	S2019
R	Nardone, Albert	Ph.D.	Lect.-Pool	Teaching & Lrng	0.37	3,643	S2019
R	Neill, Rebecca	Ph.D.	Lect.-Pool	Teaching & Lrng	0.50	6,003	S2019
N	Nichter, Mary	Ph.D.	Lect.-Pool	Counselor Ed.	0.25	3,002	S2019
R	Novotny, Rebecca	Ed.D.	Lect.-Pool	Library Sci&Tech	0.25	3,002	S2019
N	Nowlin, William	M.Ed.	Lect.-Pool	Teaching & Lrng	0.25	3,002	S2019
R	Pagels, Jill	M.Ed.	Lect.-Pool	Teaching & Lrng	1.00	12,006	S2019
R	Parker, Michelle	M.Ed.	Lect.-Pool	Teaching & Lrng	1.00	12,006	S2019
R	Pickett, Janie	Ed.D.	Lect.-Pool	Library Sci&Tech	0.25	3,002	S2019
N	Pilger, Adren	M.Ed.	Lect.-Pool	Teaching & Lrng	0.16	1,575	S2019
N	Readore, Rosa	Ed.D.	Lect.-Pool	Teaching & Lrng	0.42	5,043	S2019
R	Rodriguez-Almendarez, R	Ph.D.	Lect.-Pool	Counselor Ed.	0.25	3,002	S2019
N	Rosser, David	M.Ed.	Lect.-Pool	Teaching & Lrng	0.25	2,462	S2019
R	Sheneman, Laura	Ed.D.	Lect.-Pool	Library Sci&Tech	0.50	6,003	S2019
R	Simon, Tiffany	Ph.D.	Lect.-Pool	Counselor Ed.	0.25	3,002	S2019
R	Skeen, Christel	M.Ed.	Lect.-Pool	Teaching & Lrng	0.25	3,002	S2019
R	Smith-Edwards, B.	Ph.D.	Lect.-Pool	Library Sci&Tech	0.50	6,003	S2019
R	Solomon, Jan	M.Ed.	Lect.-Pool	Teaching & Lrng	0.41	4,037	S2019

R	Taliaferro, Lynda	M.L.S.	Lect.-Pool	Teaching & Lrng	0.50	4,923	S2019
R	Taylor, Shannon	Ed.D.	Lect.-Pool	Ed. Leadership	0.25	3,002	S2019
N	Thomas, Miriam	Ed.D.	Lect.-Pool	Teaching & Lrng	0.17	2,041	S2019
R	Thompson, Jamie	M.Ed.	Lect.-Pool	Teaching & Lrng	1.00	12,006	S2019
R	Trevino, Angelica	M.Ed.	Lect.-Pool	Teaching & Lrng	1.00	12,006	S2019
N	Troyka, Henry	M.M.	Lect.-Pool	Teaching & Lrng	0.20	1,969	S2019
R	Vijil, Veronica	Ed.D.	Lect.-Pool	Ed. Leadership	0.25	3,002	S2019
R	Walker, Kate	Ph.D.	Lect.-Pool	Counselor Ed.	0.25	3,002	S2019
R	Weems, Mark	Ph.D.	Lect.-Pool	Library Sci&Tech	0.25	3,002	S2019
R	Wienecke, Keith	M.Ed.	Lect.-Pool	Teaching & Lrng	0.41	4,037	S2019
R	Wiggins, Janie	M.Ed.	Lect.-Pool	Teaching & Lrng	0.41	4,037	S2019
R	Williams, Stacie	M.Ed.	Lect.-Pool	Teaching & Lrng	0.42	5,043	S2019
R	Wilson, Lillie	M.Ed.	Lect.-Pool	Teaching & Lrng	0.20	1,969	S2019
R	Wisembaker, Mary	Ed.D.	Lect.-Pool	Teaching & Lrng	0.25	3,002	S2019
R	Worosello, Paul	M.M.	Lect.-Pool	Teaching & Lrng	0.29	2,855	S2019
R	Yancey, Gary	M.Ed.	Lect.-Pool	Teaching & Lrng	0.25	2,462	S2019
R	Yarbrough, Patricia	M.Ed.	Lect.-Pool	Teaching & Lrng	0.20	1,969	S2019

COLLEGE OF FINE ARTS AND MASS COMMUNICATION

R	Borse, Rasika	M.F.A.	Lect.-Pool	Dance	0.50	6,003	S2019
R	Eschenfelder, Cheryl	M.A.	Lect.-Pool	Mass Comm	0.25	3,002	S2019
N	Galbreth, Michael	M.F.A.	Lect.-Pool	Art	0.66	7,924	S2019
N	Koerne, Stephenie	M.F.A.	Lect.-Pool	Art	1.00	12,006	S2019
R	Marcontell, Russell	M.F.A.	Lect.-Pool	Art	0.66	7,924	S2019
R	Martinez, Aaron	M.M.	Lect.-Pool	Music	0.50	6,003	S2019
R	Nicolay, Betty	M.Ed.	Lect.-Pool	Dance	0.92	11,046	S2019
N	Pearson, Patrick	M.F.A.	Asst. Prof.	Theatre	1.00	27,000	S2019
R	Salinas, John	D.M.A.	Lect.-Pool	Music	0.25	3,002	S2019
R	Schellberg, Brian	M.M.	Lect.-Pool	Music	0.75	9,005	S2019
R	Williams, Willie	M.F.A.	Lect.-Pool	Art	0.33	3,962	S2019
R	Willis, Martha	M.A.	Lect.-Pool	Art	0.25	3,002	S2019
N	Yetter, Casey	M.A.	Lect.-Pool	Mass Comm	1.00	12,006	S2019

COLLEGE OF HEALTH SCIENCES

R	Beeman, Derek	M.A.	Lect.-Pool	Kinesiology	0.25	3,938	S2019
R	Bickford, Justin	D.P.T.	Lect.-Pool	Kinesiology	0.25	5,063	S2019
R	Bone, Linda	M.Ed.	Lect.-Pool	Fam & Con Sci	0.50	6,003	S2019

R	Clark, Robert	M.F.A.	Lect.-Pool	Kinesiology	0.13	2,048	S2019
R	Garcia, Alejandro	M.P.H.	Lect.-Pool	Population Hlth	0.25	3,375	S2019
N	Glave, Allison	Ph.D.	Lect.-Pool	Kinesiology	0.75	15,188	S2019
R	Hardnett, Jayme	M.S.N.	Lect.-Pool	Nursing	0.33	8,168	S2019
R	Haubrich-Theriot, Judie	M.S.N.	Lect.-Pool	Nursing	0.66	16,335	S2019
R	Holland, Rebecca	Ph.D.	Lect.-Pool	Population Hlth	0.50	6,750	S2019
R	Jarrell, Angela	Ph.D.	Lect.-Pool	Nursing	0.25	6,188	S2019
R	Jeter, Steven	M.A.	Lect.-Pool	Kinesiology	0.25	3,375	S2019
R	Loft, Paige	M.S.	Lect.-Pool	Fam & Con Sci	0.75	9,005	S2019
R	Meacham, Kassi	M.S.	Lect.-Pool	Kinesiology	0.75	10,125	S2019
R	Mobley, James	M.D.	Lect.-Pool	Population Hlth	0.25	5,063	S2019
N	Nowazek, Vivian	Ph.D.	Lect.-Pool	Nursing	0.75	19,575	S2019
R	Oclon, Brittany	M.S.	Lect.-Pool	Kinesiology	0.25	3,375	S2019
R	Parker, Hope	M.A.	Lect.-Pool	Kinesiology	0.25	3,375	S2019
R	Roush, Jr., Robert	Ed.D.	Lect.-Pool	Population Hlth	0.33	6,683	S2019
R	Runyan, Jack	Ph.D.	Lect.-Pool	Population Hlth	0.50	10,125	S2019
N	Silvera, Melissa	M.S.N.	Lect.-Pool	Nursing	0.66	16,335	S2019
N	Smith, Andrea	Ph.D.	Lect.-Pool	Nursing	0.50	12,375	S2019
R	Staub, Clinton	M.S.	Lect.-Pool	Kinesiology	0.13	1,755	S2019
R	Townsend, Kimberly	M.S.	Lect.-Pool	Fam & Con Sci	0.33	3,962	S2019
R	Walker, Jodi	Ph.D.	Lect.-Pool	Fam & Con Sci	0.50	6,003	S2019
R	Walton, Randall	M.S.	Lect.-Pool	Kinesiology	1.00	15,750	S2019
R	Ward, Kevin	M.Ed.	Lect.-Pool	Kinesiology	0.13	1,755	S2019
R	Williams, Chloe	M.S.N.	Lect.-Pool	Nursing	0.66	16,335	S2019
N	Yakel, John	M.S.	Lect.-Pool	Kinesiology	0.25	3,375	S2019

COLLEGE OF HUMANITIES AND SOCIAL SCIENCES

R	Abernathy, Carlton	M.A.	Lect.-Pool	Comm. Studies	1.00	12,006	S2019
R	Alford, Nadezhda	M.A.	Lect.-Pool	English	0.25	3,002	S2019
R	Alverson, Shelby	M.A.	Lect.-Pool	Comm. Studies	0.50	6,003	S2019
R	Bechtol, Harris	Ph.D.	Lect.-Pool	Psy. & Philosophy	0.75	9,005	S2019
R	Bilski-Arredondo, Amy	M.Ed.	Lect.-Pool	English	1.00	12,006	S2019
R	Boyd, Denise	Ed.D.	Lect.-Pool	Psy. & Philosophy	0.25	3,002	S2019
R	Boyle, Michael	Ph.D.	Lect.-Pool	Psy. & Philosophy	0.25	3,002	S2019
R	Brady, Micki	M.A.	Lect.-Pool	History	0.50	6,003	S2019
R	Brown, Crystal	M.A.	Lect.-Pool	Sociology	1.00	12,006	S2019
R	Brown, Kelley	M.A.	Lect.-Pool	Political Science	1.00	12,006	S2019
R	Bush, Kari	M.A.	Lect.-Pool	English	0.75	9,005	S2019
R	Cantu, Aleha	Ph.D.	Lect.-Pool	Psy. & Philosophy	0.50	6,003	S2019
R	Chabot, Bruce	Ph.D.	Lect.-Pool	English	0.75	9,005	S2019



R	Cordova, Victoria	M.A.	Lect.-Pool	Political Science	0.50	6,003	S2019
R	Fuller, Justin	Ph.D.	Lect.-Pool	English	1.00	12,006	S2019
R	Gaines, David	M.A.	Lect.-Pool	English	1.00	12,006	S2019
R	Gaskamp, Katherine	M.A.	Lect.-Pool	History	1.00	12,006	S2019
R	Henze, Kristin	M.A.	Lect.-Pool	History	1.00	12,006	S2019
N	Honeywell, Susan	M.A.	Lect.-Pool	Comm. Studies	0.25	3,002	S2019
R	Horne, Dena	M.A.	Lect.-Pool	Comm. Studies	1.00	12,006	S2019
R	Hubbard, Katie	M.A.	Lect.-Pool	English	1.00	12,006	S2019
R	Jones, Barbara	M.A.	Lect.-Pool	English	0.75	9,005	S2019
R	Kirk, Amy	Ph.D.	Lect.-Pool	Sociology	0.75	9,005	S2019
R	Langlois, Danielle	M.A.	Lect.-Pool	Psy. & Philosophy	1.00	12,006	S2019
R	Lanthorn, Thomas	Ph.D.	Lect.-Pool	Psy. & Philosophy	0.50	6,003	S2019
R	Marcom, Alice	M.A.	Lect.-Pool	English	1.00	12,006	S2019
R	Martin, September	M.A.	Lect.-Pool	English	0.75	9,005	S2019
R	McDaniel, Ian	Ph.D.	Lect.-Pool	Psy. & Philosophy	1.00	12,006	S2019
R	McGlone, Kevin	Ph.D.	Lect.-Pool	History	1.00	12,006	S2019
R	Miles, Barbara	M.A.	Lect.-Pool	English	0.50	6,003	S2019
R	Miller, Kevin	M.L.A.	Lect.-Pool	English	0.75	9,005	S2019
R	Mitchell, Christopher	M.A.	Lect.-Pool	English	0.75	9,005	S2019
R	Montz, Zachary	Ph.D.	Lect.-Pool	History	1.00	19,503	S2019
R	Myers, Sujey	M.A.	Lect.-Pool	Wrld Lang& Cultures	1.00	12,006	S2019
R	Nguyen, Haitrieu	M.A.	Lect.-Pool	Sociology	1.00	12,006	S2019
R	Nichols, Bradley	M.A.	Lect.-Pool	English	0.75	9,005	S2019
R	Norris, Jr., Ralph	Ph.D.	Lect.-Pool	English	0.75	9,005	S2019
R	Pappas, Lee	M.A.	Lect.-Pool	History	1.00	12,006	S2019
R	Patel, Nilam	M.A.	Lect.-Pool	Comm. Studies	0.50	6,003	S2019
R	Plemons, April	M.S.	Lect.-Pool	Sociology	1.00	12,006	S2019
R	Pumroy, Erin	Ph.D.	Lect.-Pool	English	1.00	12,006	S2019
R	Ramirez, Nelson	Ph.D.	Lect.-Pool	Psy. & Philosophy	1.00	12,006	S2019
R	Rhodes, Cristina	M.A.	Lect.-Pool	English	1.00	12,006	S2019
R	Ridings, Nathan	M.F.A.	Lect.-Pool	English	1.00	12,006	S2019
R	Rothera, Evan	Ph.D.	Lect.-Pool	History	1.00	12,006	S2019
R	Shaffer, Angela	M.A.	Lect.-Pool	English	1.00	12,006	S2019
R	Shannon, Tannie	M.A.	Lect.-Pool	English	0.75	9,005	S2019
R	Shively, Elizabeth	Ph.D.	Lect.-Pool	Sociology	1.00	12,006	S2019
R	Shivers, Candice	Ph.D.	Lect.-Pool	Comm. Studies	1.00	12,006	S2019
R	Soullier, Anastasia	M.A.	Lect.-Pool	English	1.00	12,006	S2019
R	Spincic, Deborah	M.A.	Lect.-Pool	English	0.75	9,005	S2019
R	Tomchik, Cassandra	M.A.	Lect.-Pool	English	0.75	9,005	S2019
R	Watson, Penny	M.A.	Lect.-Pool	Political Science	0.75	9,005	S2019
R	Worley, Sharon	Ph.D.	Lect.-Pool	English	0.50	6,003	S2019
R	Zimpfer, Mariah	Ph.D.	Lect.-Pool	Sociology	1.00	12,006	S2019

COLLEGE OF SCIENCE AND ENGINEERING  
TECHNOLOGY

R	Aden, Lori	M.Ed.	Lect.-Pool	Computer Science	1.00	14,004	S2019
R	Albert, Julie	M.A.	Lect.-Pool	Mth. & Statistics	1.00	12,006	S2019
R	Benke, Dale	M.Ed.	Lect.-Pool	Engineering Tech	1.00	13,500	S2019
R	Brown-Wilson, Mary	M.S.	Lect.-Pool	Ag. Sciences	0.25	2,502	S2019
R	Bullion, Alisha	M.S.	Lect.-Pool	Ag. Sciences	1.00	15,003	S2019
R	Busby, Spurgeon	B.S.	Lect.-Pool	Mth. & Statistics	1.00	16,002	S2019
R	Coogler, Keith	Ed.D.	Lect.-Pool	Engineering Tech	1.00	17,316	S2019
R	Dewage, Kasun	M.S.	Lect.-Pool	Mth. & Statistics	1.00	12,006	S2019
R	Dippel, David	Ed.D.	Lect.-Pool	Mth. & Statistics	1.00	12,006	S2019
R	Edeh, Ejike	M.Ed.	Lect.-Pool	Mth. & Statistics	1.00	12,006	S2019
R	Fikes, Kalley	M.S.	Lect.-Pool	Ag. Sciences	0.75	7,506	S2019
R	Franks, Kristie	M.S.	Lect.-Pool	Ag. Sciences	1.00	13,509	S2019
R	Hernandez-Garcia, A.	M.S.	Lect.-Pool	Mth. & Statistics	1.00	12,006	S2019
R	Kitchens, Shirley	M.A.	Lect.-Pool	Mth. & Statistics	1.00	12,006	S2019
R	Leelaratne, Sanduni	M.S.	Lect.-Pool	Mth. & Statistics	1.00	12,006	S2019
R	Martin, Melissa	M.S.	Lect.-Pool	Mth. & Statistics	1.00	12,006	S2019
R	Mikishev, Alexander	Ph.D.	Lect.-Pool	Engineering Tech	0.50	5,004	S2019
R	Moore, Michael	D.V.M.	Lect.-Pool	Ag. Sciences	0.50	7,002	S2019
N	Payne, Darin	Ph.D.	Vst.Asst.P.	Ag. Sciences	1.00	34,002	S2019
R	Reed, Jeffery	M.Ed.	Lect.-Pool	Ag. Sciences	0.25	3,002	S2019
R	Scasta, Jennifer	M.S.	Lect.-Pool	Ag. Sciences	0.50	5,004	S2019
R	Seberino, Christian	Ph.D.	Lect.-Pool	Physics	1.00	14,004	S2019
R	Shelton, Mary	M.A.	Lect.-Pool	Mth. & Statistics	1.00	14,004	S2019
R	Silva, Darrel	M.S.	Lect.-Pool	Mth. & Statistics	1.00	12,006	S2019
R	Stewart, Christopher	M.S.	Lect.-Pool	Ag. Sciences	1.00	10,008	S2019
R	Taylor, Bart	M.Ed.	Lect.-Pool	Engineering Tech	0.25	3,501	S2019
R	Waugh, Terrence	Ph.D.	Lect.-Pool	Engineering Tech	1.00	22,500	S2019
R	Wickramasuriya, Sriyan	M.S.	Lect.-Pool	Mth. & Statistics	1.00	11,007	S2019
R	Wilson, Marsha	M.B.A.	Lect.-Pool	Ag. Sciences	1.00	13,509	S2019
R	Young, Margaret	M.Ed.	Lect.-Pool	Mth. & Statistics	0.50	6,003	S2019

PROPOSED COLLEGE OF OSTEOPATHIC  
MEDICINE

N	Barker, James	M.D.	Professor	Clinical Medicine	1.00	97,500	S2019
---	---------------	------	-----------	-------------------	------	--------	-------

## Nominations for Re-employment of Faculty for 2019-20

### COLLEGE OF BUSINESS ADMINISTRATION

#### Department of Accounting

9.00	Ouadie Akaaboune, Assistant Professor	PHD	2	Probationary
9.00	Leslie H. Blix, Assistant Professor	PHD	2	Probationary
9.00	Linda G. Carrington, Associate Professor	PHD	25	Tenured
9.00	Ronald J. Daigle, Professor	PHD	13	Tenured
9.00	Trevor K. England, Assistant Professor	MS	1	Probationary
9.00	Oscar J. Harvin, Assistant Professor	PHD	3	Probationary
9.00	Cassy D. Henderson, Associate Professor	PHD	7	Tenured
9.00	Taylor S. Klett, Associate Professor	JD	18.5	Tenured
9.00	Jeffrey R. Miller, Associate Professor	PHD	6	Probationary
9.00	Janice T. Morris, Associate Professor	PHD	10	Tenured
9.00	Philip W. Morris, Professor/Department Chair	PHD	19	Tenured
9.00	N. Ross Quarles, Professor	PHD	25	Tenured
9.00	Shani N. Robinson, Associate Professor	PHD	8	Tenured
9.00	Danny L. Shaw, Assistant Professor	PHD	1	Probationary
9.00	Jeffrey W. Strawser, Associate Professor	PHD	21	Tenured

#### Department of Economics and International Business

	Milo D. Berg, Jr., Associate Professor	PHD	22	Tenured
	Donald L. Bumpass, Professor	PHD	27	Tenured
	Sara Esfahani, Assistant Professor	PHD	1	Probationary
	Mark W. Frank, Professor/Department Chair	PHD	19	Tenured
	Fidel Gonzalez, Professor	PHD	14	Tenured
	Darren P. Grant, Associate Professor	PHD	12	Tenured
	Lei Ji, Assistant Professor	PHD	2	Probationary
	Younoh Kim, Assistant Professor	PHD	3	Probationary
[1]	Santosh Kumar, Associate Professor	PHD	6	Tenured
	Zijun Luo, Assistant Professor	PHD	4	Probationary
	Jessica N. Monnet, Assistant Professor	PHD	1	Probationary
	Hiranya K. Nath, Professor	PHD	17	Tenured
	Vlad M. Radoias, Assistant Professor	PHD	3	Probationary
	Christian W. Raschke, Assistant Professor	PHD	6	Probationary
	Markland H. Tuttle, Professor	PHD	15	Tenured

#### Department of General Business and Finance

9.00	Traci L. Austin, Assistant Professor	PHD	6	Probationary
9.00	James B. Bexley, Distinguished Professor	PHD	22	Tenured
9.00	Dana E. Bible, Assistant Professor	EDD	1	Probationary
9.00	Jonathan P. Breazeale, Associate Professor	PHD	13	Tenured
9.00	Diana M. Brown, Assistant Professor	JD	5	Probationary
9.00	Lindsay C. Clark, Assistant Professor	PHD	2	Probationary
9.00	Xiaoman Duan, Assistant Professor	PHD	2	Probationary
9.00	Mary C. Funck, Associate Professor	PHD	7	Tenured
9.00	Jose A. Gutierrez, Jr., Associate Professor	PHD	9	Tenured
9.00	Kathy L. Hill, Associate Professor	PHD	27	Tenured
9.00	Kurt R. Jesswein, Associate Professor/Associate Dean	PHD	14	Tenured
9.00	Steve J. Johnson, Associate Professor	PHD	11	Tenured
9.00	William H. Leavell, Professor	DBA	28	Tenured
9.00	Balasundram Maniam, Distinguished Professor	PHD	22	Tenured
9.00	Robert B. Matthews, Associate Professor	JD	12	Tenured
9.00	Ashton M. Mouton, Assistant Professor	MA	1	Probationary

9.00	Steve A. Nenner, Associate Professor	PHD	10	Tenured
9.00	Tommy J. Robertson, Associate Professor/Department Chair	JD	11	Tenured
9.00	Danica L. Schieber, Assistant Professor	PHD	3	Probationary
9.00	Karen E. Sherrill, Assistant Professor	PHD	4	Probationary
9.00	Lucia S. Sigmar, Associate Professor	PHD	13	Tenured
9.00	Ashly L. B. Smith, Assistant Professor	PHD	4	Probationary
9.00	Jimmy R. Squyres, Jr., Assistant Professor	JD	2	Probationary
9.00	Robert H. Stretcher, III, Professor	PHD	17	Tenured
9.00	Laura L. Sullivan, Professor	JD	14	Tenured
9.00	Christopher L. Thompson, Assistant Professor	JD	1	Probationary

**Department of Management, Marketing and Information Systems**

	9.00	Irfan Ahmed, Associate Professor	PHD	15	Tenured
	9.00	Carrie A. Belsito, Assistant Professor	PHD	2	Probationary
	9.00	Charles J. Capps, III, Professor	DBA	31	Tenured
	9.00	Christopher M. Cassidy, Associate Professor	PHD	8	Tenured
[4]	9.00	Jamie D. Collins, Associate Professor	PHD	6	Tenured
	9.00	William A. Ellegood, Assistant Professor	PHD	5	Probationary
	9.00	Adele R. Gravois, Associate Professor	PHD	12	Tenured
	9.00	Carla D. Jones, Assistant Professor	PHD	5	Probationary
	9.00	Gerald Kohers, Professor/Department Chair	PHD	25	Tenured
	9.00	Juliana D. Lilly, Professor	PHD	17	Tenured
	9.00	Sanjay S. Mehta, Professor	PHD	22	Tenured
	9.00	Carliss D. Miller, Assistant Professor	PHD	3	Probationary
	9.00	John J. Newbold, Associate Professor	PHD	18	Tenured
	9.00	Michael W. Pass, Professor	PHD	11	Tenured
	9.00	Christopher R. Reutzel, Associate Professor	PHD	5	Tenured
	9.00	Jason M. Riley, Assistant Professor	PHD	6	Probationary
	9.00	Aneika L. Simmons, Associate Professor	PHD	12	Tenured
	9.00	Kevin D. Sweeney, Assistant Professor	PHD	4	Probationary
	9.00	Kathleen M. Utecht, Professor	PHD	13	Tenured
	9.00	Janis A. Warner, Associate Professor	PHD	12	Tenured
	9.00	Kamphol Wipawayangkool, Associate Professor	PHD	7	Tenured
	9.00	Pamela J. Zelbst, Professor	PHD	14	Tenured

**COLLEGE OF CRIMINAL JUSTICE**

**Department of Criminal Justice and Criminology**

	9.00	Andia B. Azimi, Assistant Professor	PHD	1	Probationary
	9.00	Danielle L. Boisvert, Associate Professor	PHD	7	Tenured
	9.00	Harry D. Butler, Assistant Professor	PHD	3	Probationary
	9.00	Eric J. Connolly, Assistant Professor	PHD	2	Probationary
	9.00	Steven J. Cuvelier, Associate Professor	PHD	30	Tenured
	9.00	Cortney A. Franklin, Associate Professor	PHD	11	Tenured
	9.00	Travis W. Franklin, Associate Professor	PHD	11	Tenured
	9.00	Randall L. Garner, Professor	PHD	23	Tenured
	9.00	Jurg Gerber, Professor	PHD	29	Tenured
	9.00	Brittany E. Hayes, Assistant Professor	PHD	5	Probationary
	9.00	Larry T. Hoover, Distinguished Professor	PHD	42	Tenured
	9.00	Jason R. Ingram, Associate Professor	PHD	1	Tenured
	9.00	William R. King, Professor/Associate Dean	PHD	10	Tenured
	9.00	Dennis R. Longmire, Professor	PHD	35	Tenured
	9.00	Holly A. Miller, Professor/Associate Dean	PHD	20	Tenured
	9.00	Janet L. Mullings, Professor	PHD	20	Tenured
	9.00	Willard M. Oliver, Professor	PHD	16	Tenured

9.00	Eryn N. O'Neal, Assistant Professor	PHD	3	Probationary
9.00	Erin A. Orrick, Assistant Professor	PHD	6	Probationary
9.00	Ryan W. Randa, Assistant Professor	PHD	6	Probationary
9.00	Ling Ren, Professor	PHD	11	Tenured
9.00	Mitchel P. Roth, Professor	PHD	25	Tenured
9.00	Melinda S. Tasca, Assistant Professor	PHD	5	Probationary
9.00	Elisa Toman, Assistant Professor	PHD	2	Probationary
9.00	Michael S. Vaughn, Professor	PHD	13	Tenured
9.00	William M. Wells, Professor/Department Chair	PHD	12	Tenured
9.00	Yan Zhang, Associate Professor	PHD	14	Tenured
9.00	Jihong Zhao, Professor	PHD	12	Tenured

#### **Department of Forensic Science**

9.00	Patrick A Buzzini, Associate Professor	PHD	4	Probationary
9.00	David A. Gangitano, Associate Professor	PHD	12	Tenured
9.00	Rachel M. Houston, Assistant Professor	PHD	1	Probationary
9.00	Sarah Kerrigan, Professor/Department Chair	PHD	13.5	Tenured
9.00	Bobby L. LaRue, Jr., Associate Professor	PHD	3	Probationary
9.00	Madeline J. Swortwood, Assistant Professor	PHD	3	Probationary
9.00	Chi Chung Yu, Professor	PHD	13	Tenured

#### **Department of Security Studies**

9.00	Natalie D. Baker, Assistant Professor	PHD	2	Probationary
9.00	Nathan P. Jones, Assistant Professor	PHD	5	Probationary
9.00	Russell P. Lundberg, Assistant Professor	PHD	5	Probationary
9.00	Nadav Morag, Associate Professor/Department Chair	PHD	3	Tenured

### **COLLEGE OF EDUCATION**

#### **Department of Counselor Education**

9.00	Sinem Akay-Sullivan, Assistant Professor	PHD	2	Probationary
9.00	Timothy A. Brown, Jr., Assistant Professor	PHD	1	Probationary
9.00	Rick A. Bruhn, Professor	EDD	28	Tenured
9.00	Yvonne Garza-Chaves, Associate Professor	PHD	14	Tenured
9.00	Susan E. Henderson, Assistant Professor	PHD	2	Probationary
9.00	Richard C. Henriksen, Jr., Professor	PHD	13	Tenured
9.00	David M. Lawson, II, Professor	PHD	5	Tenured
9.00	Chi-Sing Li, Associate Professor	PHD	16	Tenured
9.00	Kathleen A. Rice, Associate Professor/Department Chair	PHD	1	Tenured
9.00	Rebecca A. Robles-Pina, Professor	PHD	21	Tenured
9.00	Jeffrey M. Sullivan, Associate Professor	PHD	8	Tenured
9.00	Richard E. Watts, Distinguished Professor	PHD	14	Tenured

#### **Department of Educational Leadership**

4.00	Rebecca M. Bustamante, Adjunct Faculty	PHD	13	Tenured
9.00	Julie P. Combs, Professor/Acting Chair	EDD	14	Tenured
9.00	Paul W. Eaton, Assistant Professor	PHD	4	Probationary
9.00	Matthew B. Fuller, Associate Professor	PHD	8	Tenured
9.00	Anthony J. Harris, Professor	EDD	4	Tenured
9.00	Mack T. Hines, III, Associate Professor	EDD	14	Tenured
9.00	Peggy P. Holzweiss, Associate Professor	PHD	7	Tenured
9.00	Forrest C. Lane, Associate Professor	PHD	4	Tenured
9.00	Frederick C. Lunenburg, Professor	PHD	22	Tenured
9.00	Cynthia Martinez-Garcia, Associate Professor	EDD	11	Tenured
9.00	Nara Martirosyan, Assistant Professor	EDD	6	Probationary

9.00	Ricardo Montelongo, Assistant Professor	PHD	5	Probationary
9.00	George W. Moore, Professor	PHD	13	Tenured
9.00	David P. Saxon, Professor	PHD	7.5	Tenured
9.00	Susana T. Skidmore, Associate Professor	PHD	8	Tenured
9.00	John R. Slate, Professor	PHD	12	Tenured

#### **Department of Library Science and Technology**

9.00	Rosemarie M. Brock, Assistant Professor	PHD	4	Probationary
9.00	Elizabeth A. Gross, Assistant Professor	PHD	2	Probationary
9.00	Kimberly N. LaPrairie, Associate Professor	PHD	12	Tenured
9.00	Teresa S. Lesesne, Distinguished Professor	EDD	29	Tenured
9.00	Karin M. Perry, Associate Professor	PHD	8	Tenured
9.00	Marilyn P. Rice, Professor	PHD	18	Tenured
9.00	Holly A. Weimar, Professor/Department Chair	EDD	12	Tenured

#### **School of Teaching and Learning**

9.00	Burcu Ates, Associate Professor	PHD	8	Tenured
9.00	Helen Berg, Professor	PHD	13	Tenured
9.00	William H. Blackwell, III, Assistant Professor	EDD	3	Probationary
9.00	Benita R. Brooks, Assistant Professor	PHD	5	Probationary
9.00	Lisa O. Brown, Associate Professor	EDD	7.5	Tenured
9.00	William J. Calderhead, Assistant Professor	PHD	4	Probationary
9.00	Corinna V. Cole, Assistant Professor	PHD	6	Probationary
9.00	Alma L. Contreras-Vanegas, Assistant Professor	PHD	5	Probationary
9.00	Jaime L. Coyne, Associate Professor	PHD	7	Tenured
9.00	Frank L. Creghan, Assistant Professor	EDD	6	Probationary
9.00	Jaime B. Duran, Assistant Professor	PHD	3	Probationary
9.00	Patricia M. Durham, Associate Professor	PHD	7	Tenured
9.00	William D. Edgington, Professor	EDD	20	Tenured
9.00	Karla W. Eidson, Associate Professor	PHD	8.5	Tenured
9.00	Andrea S. Foster, Associate Professor	PHD	14	Tenured
9.00	Hannah R. Gerber, Associate Professor	PHD	10	Tenured
9.00	Lory E. Haas, Assistant Professor	EDD	4	Probationary
9.00	Julie K. Herron, Assistant Professor	PHD	3	Probationary
9.00	Victoria S. Hollas, Associate Professor	PHD	7	Tenured
9.00	James W. Hynes, Associate Professor	PHD	11	Tenured
9.00	Daphne D. Johnson, Professor	PHD	18	Tenured
9.00	Andrey V. Koptelov, Associate Professor	PHD	7	Tenured
9.00	Leena J. Landmark, Associate Professor	PHD	2	Probationary
9.00	Mae Ann Lane, Assistant Professor	EDD	6	Probationary
9.00	Elizabeth L. Lee, Assistant Professor	PHD	1	Probationary
9.00	Robert M. Maninger, Associate Professor	EDD	11	Tenured
9.00	Joyce K. McCauley, Professor	PHD	25	Tenured
9.00	Melinda S. Miller, Professor	PHD	19	Tenured
9.00	Mertie Miller-Gomez, Assistant Professor	PHD	2	Probationary
9.00	Vickie J. Mitchell, Associate Professor	EDD	3	Probationary
9.00	Deborah L. Morowski, Professor/Department Chair	PHD	2	Tenured
9.00	Diana K. Nabors, Professor	EDD	17	Tenured
9.00	Lautrice M. Nickson, Associate Professor	PHD	11	Tenured
9.00	Mary A. Petron, Professor	PHD	10	Tenured
9.00	Jalene P. Potter, Associate Professor	PHD	7	Tenured
9.00	Debra P. Price, Professor	PHD	23	Tenured
9.00	Amy E. Ray, Assistant Professor	PHD	1	Probationary
9.00	Jolene B. Reed, Assistant Professor	PHD	3	Probationary

9.00	Abdelilah S. Sehlaoui, Professor	EDD	2	Tenured
9.00	Regina E. Smith, Assistant Professor	PHD	1	Probationary
9.00	Nancy Stockall, Professor	PHD	9	Tenured
9.00	Baburhan Uzum, Assistant Professor	PHD	6	Probationary
9.00	Kristina K. Vargo, Assistant Professor	PHD	6	Probationary
9.00	Nancy K. Votteler, Associate Professor	EDD	13	Tenured
9.00	Rebecca A. Wentworth, Associate Professor	PHD	7	Tenured
9.00	Chase J. Young, Associate Professor	PHD	3	Probationary

## COLLEGE OF FINE ARTS AND MASS COMMUNICATION

### Department of Art

9.00	Martin F. Amorous, II, Associate Professor	MFA	25	Tenured
9.00	Mary K. Borcharding, Professor	MFA	26	Tenured
9.00	Jonathan R. Bryson, Assistant Professor	MFA	2	Probationary
9.00	Charlotte M. Drumm, Professor	MFA	19	Tenured
9.00	Rebecca L. Finley, Professor	MFA	14	Tenured
9.00	Melissa C. Glasscock, Assistant Professor	MFA	4	Probationary
9.00	Valerie J. Hanks, Assistant Professor	MFA	6	Probationary
9.00	Michael H. Henderson, Professor/Department Chair	MFA	18	Tenured
9.00	Barbara A. Kaminska, Assistant Professor	PHD	3	Probationary
9.00	Emily Taehee Kim, Professor	MFA	13	Tenured
9.00	Patric K. Lawler, Associate Professor	MFA	30	Tenured
9.00	Melissa L. Mednicov, Assistant Professor	PHD	6	Probationary
9.00	Edward M. Morin, Associate Professor	MFA	8	Tenured
9.00	Emily A. Peacock, Assistant Professor	MFA	1	Probationary
9.00	Ernan C. Rivera, Assistant Professor	MFA	3	Probationary
9.00	Tony R. Shipp, Associate Professor	MFA	21	Tenured
9.00	Jessica A. Simorte, Assistant Professor	MFA	1	Probationary
9.00	Walton A. Watkins, III, Associate Professor	MFA	10	Tenured

### Department of Dance

9.00	David J. Deveau, Assistant Professor	MFA	1	Probationary
9.00	Joshua P. Manculich, Assistant Professor	MFA	2	Probationary
9.00	Dana E. Nicolay, Professor	MFA	32	Tenured
9.00	Andrew M. Noble, Associate Professor	MFA	11	Tenured
9.00	Dionne L. Noble, Associate Professor	MFA	7	Tenured
9.00	Jennifer K. Pontius, Associate Professor/Department Chair	MFA	19	Tenured
9.00	Donald C. Shorter, Jr., Assistant Professor	MFA	1	Probationary

### Department of Mass Communication

9.00	Jean-Richard R. Bodon, Professor/Department Chair	PHD	8	Tenured
9.00	Marcus J. Funk, Assistant Professor	PHD	5	Probationary
9.00	Deborah A. Hatton, Instructor	MA	29	Tenured
9.00	Elisa Herrmann, Assistant Professor	MFA	5	Probationary
9.00	Nam Young Kim, Associate Professor	PHD	7	Tenured
9.00	Wojciech Lorenc, Associate Professor	MFA	2	Probationary
9.00	Ruth M. Massingill, Professor	PHD	31	Tenured
9.00	Ki W. Seo, Assistant Professor	PHD	4	Probationary
9.00	Christopher F. White, Associate Professor	PHD	30	Tenured
9.00	Grant J. Wiedenfeld, Assistant Professor	PHD	4	Probationary

### Department of Theatre and Musical Theatre

9.00	Laura K. Avery, Associate Professor	DMA	11	Tenured
9.00	Kyle A. Craig-Bogard, Assistant Professor	MFA	2	Probationary

9.00	Kevin G. Crouch, Assistant Professor	MFA	3	Probationary
9.00	Nicholas A. Graves, Assistant Professor	MFA	3	Probationary
9.00	Kristina S. Hanssen, Professor/Department Chair	MFA	34	Tenured
9.00	Penelope A. Hasekoester, Professor/Associate Dean	MFA	25	Tenured
9.00	Victoria P. Lantz, Assistant Professor	PHD	4	Probationary
9.00	Eric L. Marsh, Professor	MFA	12	Tenured
9.00	David A. McTier, Professor	PHD	13	Tenured
9.00	Thomas C. Prior, Professor	MFA	14	Tenured

### School of Music

9.00	Randal L. Adams, Professor	MM	20	Tenured
9.00	Mario Aschauer, Assistant Professor	PHD	5	Probationary
9.00	Nicole E. Asel, Assistant Professor	DMA	3	Probationary
9.00	A. Wayne Barrett, Jr., Associate Professor/Associate Dean	DMA	27	Tenured
9.00	Tony L. Boutte, Associate Professor	DMA	3	Probationary
9.00	Joshua M. Bronfman, Associate Professor	PHD	3	Probationary
9.00	Patricia P. Card, Professor	DMA	18	Tenured
9.00	Kevin M. Clifton, Associate Professor	PHD	9	Tenured
9.00	Kathryn L. Daniel, Professor	MM	17	Tenured
9.00	Peggy A. DeMers, Professor	DMA	28	Tenured
9.00	Brian K. Gibbs, Associate Professor	PHD	9	Tenured
9.00	Rebecca R. Grimes, Associate Professor	DMA	9	Tenured
9.00	Sandy P. Hinkley, Assistant Professor	PHD	2	Probationary
9.00	Henry E. Howey, Professor	DMA	43	Tenured
9.00	Kyle D. Kindred, Associate Professor	DMA	12	Tenured
9.00	Nathan J. Koch, Associate Professor	PHD	7	Tenured
9.00	John W. Lane, Professor	DMA	13	Tenured
9.00	Wesley S. Lawrence, Assistant Professor	DMA	3	Probationary
9.00	W. Matthew McInturf, Professor	DMA	21	Tenured
9.00	Christopher C. Michel, Associate Professor	MM	18	Tenured
9.00	Carolyn D. Moore, Assistant Professor	PHD	4	Probationary
9.00	Javier A. Pinell, Professor	DM	11	Tenured
9.00	Scott D. Plugge, Professor/Department Chair	DM	22	Tenured
9.00	Deborah L. Popham, Assistant Professor	DMA	3	Probationary
9.00	Livia I. Rus-Edery, Associate Professor	DMA	11	Tenured
9.00	Daniel Saenz, Assistant Professor	DMA	6	Probationary
9.00	Aric L. Schneller, Associate Professor	DMA	11	Tenured
9.00	Masahito Sugihara, Associate Professor	DM	6	Tenured
9.00	Jacob D. Sustaita, Assistant Professor	DMA	4	Probationary

### COLLEGE OF HEALTH SCIENCES

#### Department of Family and Consumer Sciences

9.00	Valencia Browning-Keen, Associate Professor	PHD	10	Tenured
9.00	Laura P. Burleson, Assistant Professor	PHD	33	Tenured
9.00	Simone P. Camel, Assistant Professor	PHD	3	Probationary
9.00	Crystal C. Douglas, Assistant Professor	PHD	3	Probationary
9.00	George K. Randall, Associate Professor	PHD	3	Tenured
9.00	Susan A. Reichelt, Associate Professor	PHD	4	Tenured
9.00	Janis H. White, Associate Professor	PHD	30	Tenured

#### Department of Kinesiology

9.00	Patrick R. Davis, Assistant Professor	PHD	3	Probationary
9.00	Jennifer J. Didier, Associate Professor/Assistant Dean	PHD	9	Tenured
9.00	Brent C. Estes, Associate Professor	PHD	12	Tenured



9.00	Min H. Kim, Assistant Professor	PHD	1	Probationary
9.00	Gary L. Oden, Professor	PHD	30	Tenured
9.00	Erica A. Pasquini, Assistant Professor	PHD	3	Probationary
9.00	Emily A. Roper, Professor/Department Chair	PHD	13	Tenured
9.00	Jose A. Santiago, Associate Professor	EDD	10	Tenured
9.00	Matthew C. Wagner, Associate Professor	PHD	10	Tenured
9.00	Mary L. Williams, Assistant Professor	EDD	4	Probationary
9.00	Ryan K. Zapalac, Associate Professor/Associate Dean	PHD	13	Tenured

#### **Department of Population Health**

9.00	Stephen L. Brown, Professor	PHD	5	Tenured
9.00	Christine G. Cardinal, Assistant Professor	JD	3	Probationary
9.00	Rosanne S. Keathley, Professor/Acting Chair	PHD	24	Tenured
9.00	Ray G. Newman, Professor/Department Chair	PHD	2	Tenured
9.00	Dhitinut Ratnapradipa, Professor	PHD	3	Tenured
9.00	Amanda W. Scarbrough, Assistant Professor	PHD	5	Probationary
9.00	Yue Xie, Assistant Professor	PHD	4	Probationary

#### **School of Nursing**

9.00	Marianne F. Moore, Assistant Professor	PHD	5	Probationary
9.00	C. Denise Neill, Associate Professor/Department Chair	PHD	5	Tenured
9.00	Eloria Simon-Campbell, Assistant Professor	PHD	4	Probationary
9.00	Anne S. Stiles, Professor	PHD	7	Tenured

### **COLLEGE OF HUMANITIES AND SOCIAL SCIENCES**

#### **Department of Communication Studies**

9.00	Richard S. Bello, Professor	PHD	16	Tenured
9.00	Frances E. Brandau, Professor	PHD	18	Tenured
9.00	Yixin Chen, Assistant Professor	PHD	5	Probationary
9.00	Terry M. Thibodeaux, Professor/Department Chair	PHD	32	Tenured
9.00	Lisa van Raalte, Assistant Professor	PHD	2	Probationary
9.00	Melinda R. Weathers, Assistant Professor	PHD	3	Probationary
9.00	Shuangyue Zhang, Professor	PHD	14	Tenured

#### **Department of English**

9.00	Ira R. Adams, Professor	PHD	47	Tenured
9.00	Kimberly K. Bell, Professor/Dean	PHD	17	Tenured
9.00	Tracy E. Bilsing, Associate Professor/Assistant Dean	PHD	29	Tenured
9.00	Brian D. Blackburne, Associate Professor	PHD	10	Tenured
9.00	Jacob D. Blevins, Professor/Department Chair	PHD	3	Tenured
9.00	Elizabeth C. Chen, Assistant Professor	PHD	3	Probationary
9.00	Paul W. Child, Professor	PHD	26	Tenured
9.00	Lee F. Courtney, Professor	PHD	47	Tenured
9.00	Michael T. Demson, Associate Professor	PHD	8	Tenured
9.00	Robert E. Donahoo, Professor	PHD	27	Tenured
9.00	Diane K. Dowdey, Associate Professor	PHD	30	Tenured
9.00	William P. Fleming, Professor	PHD	47	Tenured
9.00	Julie E. Hall, Professor	PHD	27	Tenured
9.00	S. Helena Halmari, Professor	PHD	24	Tenured
9.00	Darci N. Hill, Professor	PHD	30	Tenured
9.00	Scott A. Kaukonen, Associate Professor	PHD	13	Tenured
9.00	M. Douglas Krienke, Professor	PHD	51	Tenured
9.00	Nicolas J. Lantz, Associate Professor	MFA	7	Tenured
9.00	Audrey D. Murfin, Assistant Professor	PHD	6	Probationary

9.00	Carroll F. Nardone, Associate Professor/Associate Dean	PHD	19	Tenured
9.00	Deborah L. Phelps, Professor	PHD	28	Tenured
9.00	April A. Shemak, Associate Professor	PHD	14	Tenured
9.00	Brandon C. Strubberg, Assistant Professor	PHD	1	Probationary
9.00	Kandi A. Tayebi, Professor	PHD	20	Tenured
9.00	Linda J. Webster, Professor	PHD	26	Tenured

#### **Department of History**

9.00	Nancy E. Baker, Associate Professor	PHD	13	Tenured
9.00	Rosanne M. Barker, Associate Professor	PHD	27	Tenured
9.00	Jadwiga M. Biskupska, Assistant Professor	PHD	4	Probationary
9.00	Robert T. Cashion, Professor	PHD	20	Tenured
9.00	Thomas H. Cox, Associate Professor	PHD	13	Tenured
9.00	Brian F. Domitrovic, Professor	PHD	14	Tenured
9.00	M. Pinar Emiralioğlu, Associate Professor/Department Chair	PHD	5	Tenured
9.00	Charles V. Heath, II, Associate Professor	PHD	11	Tenured
9.00	Brian M. Jordan, Assistant Professor	PHD	4	Probationary
9.00	Jeffrey L. Littlejohn, Professor	PHD	14	Tenured
9.00	David C. Mayes, Associate Professor	PHD	15	Tenured
9.00	Willis O. Oyugi, Assistant Professor	PHD	2	Probationary
9.00	Nicholas C. J. Pappas, Professor	PHD	29	Tenured
9.00	Benjamin E. Park, Assistant Professor	PHD	3	Probationary
9.00	Bernadette Pruitt, Associate Professor	PHD	18.5	Tenured
9.00	Uzma Quraishi, Assistant Professor	PHD	5	Probationary
9.00	Stephen H. Rapp, Jr., Professor	PHD	7	Tenured

#### **Department of Political Science**

9.00	Robin M. Bittick, Associate Professor	PHD	14	Tenured
9.00	Jonathan N. Brown, Assistant Professor	PHD	5	Probationary
9.00	Rhonda L. Callaway, Professor/Associate Dean	PHD	14	Tenured
9.00	William E. Carroll, Associate Professor	PHD	29	Tenured
9.00	Fatih Demiroz, Assistant Professor	PHD	4	Probationary
9.00	John C. Domino, Professor	PHD	30	Tenured
9.00	Jason S. Enia, Associate Professor	PHD	9	Tenured
9.00	Heather K. Evans, Associate Professor	PHD	10	Tenured
9.00	Thomas W. Haase, Assistant Professor	PHD	4	Probationary
9.00	Masoud Kazemzadeh, Associate Professor	PHD	14	Tenured
9.00	Mitzi L. Mahoney, Assistant Professor	PHD	31	Tenured
[3] 9.00	Kenneth B. McIntyre, Associate Professor	PHD	6	Tenured
9.00	Eric P. Svensen, Assistant Professor	PHD	3	Probationary
9.00	Stacy G. Ulbig, Professor	PHD	12	Tenured
9.00	Tamara A. Waggener, Associate Professor/Department Chair	PHD	20	Tenured
9.00	Wen J. Wang, Assistant Professor	PHD	1	Probationary
9.00	Lu-Chung Weng, Assistant Professor	PHD	2	Probationary

#### **Department of Psychology and Philosophy**

9.00	Justin P. Allen, Assistant Professor	PHD	2	Probationary
9.00	Jeffrey S. Anastasi, Associate Professor	PHD	13	Tenured
9.00	Jaime L. Anderson, Assistant Professor	PHD	3	Probationary
9.00	Courtney S. Banks, Assistant Professor	PHD	3	Probationary
9.00	Leamon L. Bazil, Assistant Professor	PHD	2	Probationary
9.00	Marcus T. Boccaccini, Professor	PHD	16	Tenured
9.00	Maria D. Botero-Jaramillo, Associate Professor	PHD	8	Tenured
9.00	Mary A. Conroy, Distinguished Professor	PHD	22	Tenured

9.00	James W. Crosby, Associate Professor	PHD	11	Tenured
9.00	Donna M. Desforges, Professor	PHD	18	Tenured
9.00	Marsha J. Harman, Professor	PHD	25	Tenured
9.00	Craig E. Henderson, Professor	PHD	14	Tenured
9.00	Hillary A. Langley, Assistant Professor	PHD	3	Probationary
9.00	Benjamin Mitchell-Yellin, Assistant Professor	PHD	4	Probationary
9.00	David V. Nelson, Associate Professor	PHD	14	Tenured
9.00	Ramona M. Noland, Associate Professor	PHD	16	Tenured
9.00	Chelsea G. Ratcliff, Assistant Professor	PHD	2	Probationary
9.00	Temilola Salami, Assistant Professor	PHD	2	Probationary
9.00	Glenn M. Sanford, Professor/Associate Dean	PHD	21	Tenured
9.00	Yuma I. Tomes, Professor/Department Chair	PHD	0.5	Tenured
9.00	Jorge G. Varela, Associate Professor	PHD	11	Tenured
9.00	Amanda C. Venta, Assistant Professor	PHD	4	Probationary
9.00	Stephen W. White, Assistant Professor	PHD	1	Probationary

#### **Department of Sociology**

9.00	Alessandro Bonanno, Distinguished Professor	PHD	23	Tenured
9.00	Emily R. Cabaniss, Assistant Professor	PHD	5	Probationary
9.00	Jin Young Choi, Professor	PHD	13	Tenured
9.00	Douglas H. Constance, Professor	PHD	22	Tenured
9.00	Furjen Deng, Professor	PHD	29	Tenured
9.00	Karen M. Douglas, Associate Professor	PHD	14	Tenured
9.00	Jeffrey A. Gardner, Assistant Professor	PHD	2	Probationary
9.00	Maki Hatanaka, Associate Professor	PHD	8	Tenured
9.00	Tzeli Hsu, Assistant Professor	PHD	4	Probationary
9.00	Jason T. Konefal, Associate Professor/Department Chair	PHD	10	Tenured
9.00	Lee M. Miller, Associate Professor	PHD	14	Tenured
9.00	Mary L. Scherer, Assistant Professor	PHD	1	Probationary
9.00	James B. Stykes, Assistant Professor	PHD	4	Probationary
9.00	Gene L. Theodori, Professor	PHD	12	Tenured

#### **Department of World Languages and Cultures**

9.00	Debra D. Andrist, Professor	PHD	12	Tenured
9.00	Tatiana Artamonova, Assistant Professor	PHD	2	Probationary
9.00	Maria H. Barker, Assistant Professor	PHD	5	Probationary
9.00	Siham Bouamer, Assistant Professor	PHD	2	Probationary
9.00	Ryan J. Dux, Assistant Professor	PHD	1	Probationary
9.00	Maria M. Feu-Lopez, Assistant Professor	PHD	6	Probationary
9.00	Jocelyn A. Frelier, Assistant Professor	PHD	1	Probationary
9.00	Leif M. French, Professor/Department Chair	PHD	4	Tenured
9.00	Tracy R. Knight, Assistant Professor	PHD	1	Probationary
9.00	Frieda C. Koeninger, Professor	PHD	24	Tenured
9.00	Enrique Mallen, Professor	PHD	12	Tenured
9.00	Rafael E. Saumell-Munoz, Professor	PHD	27	Tenured
9.00	Manuel Triano-Lopez, Associate Professor	PHD	9	Tenured
9.00	Samar M. Zahrawi, Assistant Professor	PHD	5	Probationary

### **COLLEGE OF SCIENCE AND ENGINEERING TECHNOLOGY**

#### **Department of Agricultural Sciences**

9.00	Mark J. Anderson, Assistant Professor	PHD	6	Probationary
9.00	Jessica S. Bedore, Assistant Professor	PHD	2	Probationary
9.00	Marcy M. Beverly, Professor	PHD	18	Tenured
9.00	Danhong Chen, Assistant Professor	PHD	3	Probationary

9.00	Richard K. Ford, Assistant Professor	EDD	1	Probationary
9.00	Roozbeh Irani-Kermani, Assistant Professor	MBA	1	Probationary
9.00	Stanley F. Kelley, Professor	PHD	26	Tenured
9.00	Robert A. Lane, Professor	PHD	37	Tenured
9.00	Shyam S. Nair, Assistant Professor	PHD	5	Probationary
9.00	Timothy R. Pannkuk, Associate Professor	PHD	10	Tenured
9.00	Dwayne Pavelock, Professor	EDD	18	Tenured
9.00	P. Ryan Saucier, Associate Professor	PHD	4	Tenured
9.00	Kyle J. Stutts, Associate Professor	PHD	12	Tenured
9.00	Douglas R. Ullrich, Jr., Professor/Department Chair	EDD	23	Tenured
9.00	Lawrence A. Wolfskill, Associate Professor	PHD	8.5	Tenured

#### Department of Biological Sciences

9.00	Mardelle R. Atkins, Assistant Professor	PHD	1	Probationary
9.00	Jeremy R. Bechelli, Assistant Professor	PHD	1	Probationary
9.00	Sibyl R. Bucheli, Associate Professor	PHD	11	Tenured
9.00	Madhusudan Choudhary, Associate Professor	PHD	11	Tenured
9.00	Jerry L. Cook, Professor	PHD	20	Tenured
9.00	Tamara J. Cook, Professor/Department Chair	PHD	20	Tenured
9.00	Juan D. Daza Vaca, Assistant Professor	PHD	4	Probationary
9.00	Anne R. Gaillard, Associate Professor/Associate Dean	PHD	15	Tenured
9.00	James M. Harper, Associate Professor	PHD	7	Tenured
9.00	Joan E. N. Hudson, Associate Professor	PHD	28	Tenured
9.00	Patrick J. Lewis, Professor/Associate Dean	PHD	13	Tenured
9.00	William I. Lutterschmidt, Professor	PHD	21	Tenured
9.00	Aaron M. Lynne, Associate Professor	PHD	11	Tenured
9.00	Carmen G. Montana-Schalk, Assistant Professor	PHD	1	Probationary
9.00	Diane L. Neudorf, Professor	PHD	20	Tenured
9.00	Todd P. Primm, Professor	PHD	14	Tenured
9.00	Christopher P. Randle, Professor	PHD	13	Tenured
9.00	Monte L. Thies, Professor	PHD	27	Tenured
9.00	Amber J. Ulseth, Assistant Professor	PHD	0	Probationary
9.00	Justin K. Williams, Associate Professor	PHD	17.5	Tenured
9.00	Jeffrey R. Wozniak, Associate Professor	PHD	7	Tenured

#### Department of Chemistry

9.00	Benny E. Arney, Jr., Professor	PHD	31	Tenured
9.00	Dustin E. Gross, Associate Professor	PHD	7	Tenured
9.00	Donovan C. Haines, Associate Professor	PHD	11	Tenured
9.00	Christopher E. Hobbs, Assistant Professor	PHD	2	Probationary
9.00	Richard E. Norman, Professor/Department Chair	PHD	14	Tenured
9.00	Ilona Petrikovics, Professor	PHD	11.5	Tenured
9.00	David E. Thompson, Associate Professor	PHD	10	Tenured
9.00	Tarek M. Trad, Associate Professor	PHD	2	Probationary
9.00	Adrian Villalta-Cerdas, Assistant Professor	PHD	3	Probationary
9.00	Darren Lee Williams, Professor	PHD	15	Tenured
9.00	Christopher M. Zall, Assistant Professor	PHD	3	Probationary

#### Department of Computer Science

9.00	Min K. An, Assistant Professor	PHD	6	Probationary
9.00	David S. Burris, Professor	PHD	41	Tenured
9.00	Hyuk Cho, Associate Professor	PHD	11	Tenured
9.00	Peter A. Cooper, Professor/Department Chair	PHD	22	Tenured
9.00	William B. Glisson, Associate Professor/Director	PHD	1	Probationary

	9.00	Li-Jen Y. Lester, Associate Professor	EDD	11	Tenured
[3]	9.00	Qingzhong Liu, Associate Professor	PHD	9	Tenured
	9.00	Khaled M. Rabieh, Assistant Professor	PHD	3	Probationary
	9.00	Narasimha K. Shashidhar, Associate Professor	PHD	9	Tenured
	9.00	Gary W. Smith, Associate Professor	PHD	21	Tenured
	9.00	Donggil Song, Assistant Professor	PHD	4	Probationary
	9.00	Cihan Varol, Associate Professor	PHD	10	Tenured
	9.00	Mingkui Wei, Assistant Professor	PHD	3	Probationary
	9.00	Bing Jenny Zhou, Associate Professor	PHD	7	Tenured

#### Department of Engineering Technology

	9.00	Iftekhar I. Basith, Assistant Professor	PHD	2	Probationary
	9.00	Junkun Ma, Associate Professor	PHD	3	Probationary
[4]	9.00	Nedom C. Muns, Professor	EDD	40	Tenured
	9.00	Recayi Pecen, Professor	PHD	2	Probationary
	9.00	Mahdi Safa, Assistant Professor	PHD	1	Probationary
	9.00	Min J. Suh, Assistant Professor	PHD	4	Probationary
	9.00	Faruk Yildiz, Associate Professor/Department Chair	DIT	11	Tenured

#### Department of Geography and Geology

	9.00	Samuel Adu-Prah, Assistant Professor	PHD	6	Probationary
	9.00	Donald P. Albert, Professor	PHD	20	Tenured
	9.00	Brian J. Cooper, Associate Professor/Department Chair	PHD	37	Tenured
	9.00	Gang Gong, Associate Professor	PHD	14	Tenured
	9.00	Ross J. Guida, Assistant Professor	PHD	3	Probationary
	9.00	John P. Harris, Associate Professor	PHD	8	Tenured
	9.00	Joseph C. Hill, Associate Professor	PHD	11	Tenured
	9.00	Mark R. Leipnik, Professor	PHD	23	Tenured
	9.00	David Moss, Assistant Professor	PHD	1	Probationary
	9.00	Falguni S. Mukherjee, Associate Professor	PHD	9	Tenured
[2]	9.00	Velvet A. Nelson, Professor	PHD	12	Tenured
	9.00	John B. Strait, Professor	PHD	13	Tenured
	9.00	James W. Tiller, Jr., Professor	PHD	47	Tenured

#### Department of Mathematics and Statistics

	9.00	John G. Alford, Associate Professor	PHD	13	Tenured
	9.00	Emma K.P. Bullock, Assistant Professor	PHD	2	Probationary
	9.00	Ferry B. Butar, Professor	PHD	21	Tenured
	9.00	Scott T. Chapman, Distinguished Professor	PHD	11	Tenured
	9.00	Max W. Coleman, Professor	EDD	53	Tenured
	9.00	Beth L. Cory, Associate Professor	PHD	14	Tenured
	9.00	Brandy G. Doleshal, Associate Professor	PHD	7	Tenured
	9.00	Di Gao, Assistant Professor	PHD	1	Probationary
	9.00	Rebecca E. Garcia, Professor	PHD	15	Tenured
	9.00	Luis D. Garcia-Puente, Associate Professor	PHD	12	Tenured
	9.00	Damon M. Hay, Associate Professor	PHD	7	Tenured
	9.00	Melinda A. Holt, Professor/Department Chair	PHD	14	Tenured
	9.00	William A. Jasper, Professor	PHD	19	Tenured
	9.00	Dustin L. Jones, Professor	PHD	13	Tenured
	9.00	Ram C. Kafle, Assistant Professor	PHD	5	Probationary
	9.00	Doo Y. Kim, Assistant Professor	PHD	1	Probationary
	9.00	Mark L. Klespis, Professor	PHD	24	Tenured
	9.00	Brian M. Loft, Associate Professor	PHD	15	Tenured
	9.00	Martin E. Malandro, Associate Professor	PHD	11	Tenured

	9.00	Taylor E. Martin, Assistant Professor	PHD	6	Probationary
	9.00	Stephen M. Scariano, Professor	PHD	11	Tenured
[4]	9.00	Jon W. Short, Associate Professor	PHD	18	Tenured
	9.00	Ken W. Smith, Professor	PHD	12	Tenured
	9.00	Mary B. Swarthout, Associate Professor	PHD	20.5	Tenured
	9.00	Edward W. Swim, Associate Professor	PHD	9	Tenured
	9.00	Timothy O. Trujillo, Assistant Professor	PHD	2	Probationary
	9.00	Jianzhong Wang, Professor	PHD	23	Tenured
	9.00	Li-An D. Wang, Assistant Professor	PHD	4	Probationary
	9.00	Ananda B. Wathurawa Manage, Professor	PHD	13	Tenured
	9.00	Linda R. Zientek, Associate Professor	PHD	12	Tenured

#### Department of Physics

	9.00	James B. Dent, Assistant Professor	PHD	2	Probationary
	9.00	Hui Fang, Professor	PHD	13	Tenured
	9.00	Barry A. Friedman, Professor	PHD	30	Tenured
	9.00	Carol R. James, Professor	PHD	20	Tenured
	9.00	Gan Liang, Professor	PHD	29	Tenured
	9.00	Charles R. Meitzler, Associate Professor	PHD	30	Tenured
	9.00	Scott T. Miller, Associate Professor	PHD	11	Tenured
	9.00	William M. Shepherd, Assistant Professor	PHD	1	Probationary
	9.00	Joel W. Walker, Associate Professor/Department Chair	PHD	12	Tenured

#### NEWTON GRESHAM LIBRARY

##### Newton Gresham Library

	12.00	Heather J. Adair, Assistant Professor	MS	1	Probationary
	12.00	Lisa A. Connor, Assistant Professor	MS	1	Probationary
	12.00	Ashley B. Crane, Assistant Professor	MLIS	1	Probationary
	12.00	Susan G. Elkins, Assistant Professor	MLIS	3	Probationary
	12.00	Michael J. Hanson, Assistant Professor	MLS	4	Probationary
	12.00	Michelle M. Hoogterp, Associate Professor	MS	11	Tenured
	12.00	Soo-Yeon Hwang, Assistant Professor	PHD	2	Probationary
	12.00	Stacy H. Johnson, Assistant Professor	MS	1	Probationary
	12.00	Dianna L. Kim, Assistant Professor	MS	2	Probationary
	12.00	Katherine L. Mueller, Assistant Professor	MSLS	6	Probationary
	12.00	Teri L. Oparanozie, Assistant Professor	MA/MS	27	Tenured
	12.00	Erin E. Owens, Associate Professor	MS	12	Tenured
	12.00	Lisa C. Shen, Associate Professor	MLIS	10	Tenured
	12.00	Stephen T. Shotwell, Assistant Professor	MS	3	Probationary
	12.00	Susan D. Strickland, Associate Professor	MLS	20	Tenured
	12.00	Zachary A. Valdes, Associate Professor	MSLS	7	Tenured

#### PROPOSED COLLEGE OF OSTEOPATHIC MEDICINE

##### Department of Anatomical Sciences

	12.00	Joan A. Bytheway, Professor	PHD	13	Tenured
	12.00	Stany W. Lobo, Associate Professor/Department Chair	PHD	1	Probationary

##### Department of Biochemistry, Cell Biology and Genetics

	12.00	Sanjeev Choudhary, Associate Professor/Department Chair	PHD	1	Probationary
--	-------	---	-----	---	--------------

##### Department of Osteopathic Principles and Practice

	12.00	Sharon M. Gustowski, Associate Professor/Department Chair	DO	0	Probationary
--	-------	---	----	---	--------------

[1]	Faculty Development Leave Academic Year 2019-2020 (fall semester only)	1.00 FTE
[2]	Faculty Development Leave Academic Year 2019-2020 (spring semester only)	1.00 FTE
[3]	Faculty Development Leave Academic Year 2019-2020 (fall and spring semesters)	0.50 FTE
[4]	Leave of Absence Academic Year 2019-2020 (fall and spring semesters)	1.00 FTE

## SAM HOUSTON STATE UNIVERSITY

### ADMINISTRATIVE and UNCLASSIFIED PERSONNEL CHANGES

#### ADDITIONS

1. Anderson, Matthew, Accountant III, Controller, at a 12-month rate of \$57,000, on a full-time basis effective January 7, 2019.
2. Campbell, Rhonda, Physician Assistant, Health Center, at a 12-month rate of \$92,208, on a full-time basis effective February 11, 2019.
3. Crawford, John, Program Coordinator, Bill Blackwood Law Enforcement Management Institute of Texas, at a 12-month rate of \$49,224, on a full-time basis effective February 11, 2019.
4. Daoust, Timothy, Coach Assistant for Football, Athletics, at a 12-month rate of \$100,008, on a full-time basis effective February 1, 2019.
5. Dietrich, Jamie, Director of Constituent and Special Programs, Development, at a 12-month rate of \$57,360, on a full-time basis effective March 4, 2019.
6. Dietrich, Scott, Assistant Athletic Director Ticket Operator, Athletics, at a 12-month rate of \$50,016, on a full-time basis effective January 16, 2019.
7. Hopper, Mari, Associate Dean of Biomedical Sciences, College of Medicine Biomedical Sciences, at a 12-month rate of \$200,016, on a full-time basis effective March 16, 2019.
8. Jones, Khalil, Athletic Equipment Coordinator, Athletics, at a 12-month rate of \$47,496, on a full-time basis effective January 9, 2019.
9. Jundos, Romano, Facilities Project Manager, Facilities Planning & Construction, at a 12-month rate of \$91,440, on a full-time basis effective January 16, 2019.
10. Kalinowski, Kevin, Director of Assessment and Accreditation, College of Medicine Educational Affairs, at a 12-month rate of \$115,008, on a full-time basis effective February 4, 2019.
11. Kensington, Allie, Financial Aid Counselor, Financial Aid, at a 12-month rate of \$33,528, on a full-time basis effective March 16, 2019.
12. Mertins, Rebecca, Admissions Counselor, Graduate Admissions, at a 12-month rate of \$36,000, on a full-time basis effective February 16, 2019.
13. Montes, Arturo, System Administrator IV, Information Technology Infrastructure and Support, at a 12-month rate of \$85,944, on a full-time basis effective February 25, 2019.
14. Owen, Eric, Executive Director of Library Services, Newton Gresham Library, at a 12-month rate of \$145,008, on a full-time basis effective March 1, 2019.
15. Perkins, Stephen, Assistant Director of Communication and Outreach, College of Education Office of the Dean, at a 12-month rate of \$58,008, on a full-time basis effective April 1, 2019.
16. Singleton, Leslie Tabatha, Director of Medical Student Affairs, Medical Student Affairs, at a 12-month rate of \$110,016, on a full-time basis effective April 1, 2019.
17. Whiteman, Parker, Assistant Coach for Strength, Athletics, at a 12-month rate of \$50,016, on a full-time basis effective February 1, 2019.
18. Workman, Warner, Residence Hall Director, Residence Life, at a 12-month rate of \$27,504, on a full-time basis effective December 18, 2018.
19. Yanaginhashi, Saiya, Residence Hall Director, Residence Life, at a 12-month rate of \$27,504, on a full-time basis effective January 1, 2019.

#### CHANGES IN STATUS

1. Ahee, Keith, Associate Director of Recruitment to Associate Director for College of Osteopathic Medicine Admissions, Osteopathic Medicine, at a 12-month rate of \$65,376, effective December 16, 2018.
2. Bell-Meza, Shemeka, Enrollment Counselor to Admissions Counselor, Admissions, no change in pay, effective February 16, 2019.
3. Bellot, Zachary, Technology Inventory Specialist III to Business Analyst III, Finance and Operations Business Solutions, at a 12-month rate of \$56,016, effective January 14, 2019.
4. Covarrubias, Violeta, Accountant II to Accountant III, Controller, at a 12-month rate of \$48,000, effective January 16, 2019.
5. Cox, Casey, Recruitment Specialist to Director of Development, Development, at a 12-month rate



## SAM HOUSTON STATE UNIVERSITY

- of \$57,360, effective April 1, 2019.
6. Filson, Rebekah, Administrative Coordinator III to Assistant Director of Financial Aid, Osteopathic Medicine, at a 12-month rate of \$51,000, effective February 1, 2019.
  7. Frey, Michael, Data Center Operations Specialist II to Data Center Operations Supervisor, Information Technology Infrastructure and Support, at a 12-month rate of \$70,488, effective February 16, 2019.
  8. Inayathullah, Sadhakathulla, University Warehouse and Receiving Manager to University Warehouse and Receiving Manager IV, Facilities Management, at a 12-month rate of \$70,008, effective January 1, 2019.
  9. Isaac, Natalie, Specialist IV Intake Coordinator to Associate Director Title IX Deputy Coordinator, Title IX Office, at a 12-month rate of \$53,808, effective April 1, 2019.
  10. Jones, Jennifer, Financial Accounting and Reporting Manager to Associate Controller, Controller, at a 12-month rate of \$80,016, effective January 1, 2019.
  11. Klawinsky, Elizabeth, Program Specialist to Program Coordinator, Correctional Management Institute of Texas, at a 12-month rate of \$47,496, effective February 16, 2019.
  12. Lockwood, Clint, Director of Sam Houston State University Visitor Center to Director of Operations for Enrollment Management, Office of Enrollment Management, at a 12-month rate of \$85,992, effective April 1, 2019.
  13. Morrison, Brandon, Technician II to System Analyst II, College of Business Administration Office of the Dean, at a 12-month rate of \$50,016, effective January 16, 2019.
  14. Muncy, Christopher, System Analyst III to System Administrator III, College of Criminal Justice, at a 12-month rate of \$74,064, effective March 1, 2019.
  15. Namken, Lisa, Scholarship Coordinator to Assistant Director of Compliance, Financial Aid, at a 12-month rate of \$55,536, effective February 1, 2019.
  16. Pacheco, Guadalupe, Financial Assistant III to Financial Aid Counselor, Financial Aid, at a 12-month rate of \$35,208, effective March 16, 2019.
  17. Patterson, Zachary, Coach Associate for Football to Coach Assistant for Football, Athletics, at a 12-month rate of \$55,536, effective April 1, 2019.
  18. Scherer, Rachel, Instructional Design Specialist to Instructional Designer, SHSU Online Operations, at a 12-month rate of \$51,168, effective February 16, 2019.
  19. Shupp, Susanna, Developmental Integrated Reading and Writing Coordinator to Assistant Director III, Academic Success Center, at a 12-month rate of \$55,536, effective March 1, 2019.
  20. Smith, Mauri, Enrollment Management Marketing Coordinator to Associate Director of Sam Houston State University Online Marketing, Enrollment Management Communication, at a 12-month rate of \$55,008, effective January 1, 2019.
  21. Tremaine, Lisa, Managing Editor of Texas Review Press to Director of Texas Review Press, Department of English, at a 12-month rate of \$77,016, effective March 1, 2019.

### **DISMISSALS**

1. Favela, Salvador, Admissions Counselor, Undergraduate Admissions, effective January 15, 2019.

### **RESIGNATIONS**

1. Akinwande, Modupe, Nurse Practitioner Advanced, Health Center, effective December 31, 2018.
2. Collier, John, System Administrator IV, Information Technology Infrastructure and Support, effective December 15, 2018.
3. Davis, Tyler, System Administrator II, Information Technology Infrastructure and Support, effective March 29, 2019.
4. Graham, Lori, Director of Faculty Development, Osteopathic Medicine, effective February 28, 2019.
5. Johanson, David, Senior ERP Analyst I, Information Technology Enterprise Services, effective March 8, 2019.
6. Jones, Meagan, Admissions Counselor, Undergraduate Admissions, effective March 14, 2019.
7. Karuparthi, Raja, ERP Analyst II, Information Technology Enterprise Services, effective March 18, 2019.

## SAM HOUSTON STATE UNIVERSITY

8. Lovett, John, Coach Assistant for Football, Athletics, effective February 28, 2019.
9. Padilla, Magdalena, Smith-Hutson Scholarship Program Coordinator, College of Business Administration Office of the Dean, effective March 17, 2019.
10. Rickard, Brittany, Residence Hall Director, Residence Life, effective January 2, 2019.
11. Roberts, Justin, Coach Assistant for Football, Athletics, effective January 31, 2019.
12. Saucier, Cami, Program Coordinator, Bill Blackwood Law Enforcement Management Institute of Texas, effective January 15, 2019.
13. Teeters, Michaelanne, Project Coordinator, Correctional Management Institute of Texas, effective February 15, 2019.
14. Verghese, David, Treasurer, Treasurer, effective February 13, 2019.
15. Williams, Steven, Technical Architect, Information Technology Infrastructure and Support, effective January 4, 2019.
16. Woods, Sarah, Associate Controller, Controller, effective December 31, 2018.
17. Yebra, David, Director of Emergency Management and Public Information Officer, Public Safety Services, effective December 31, 2018.

### **RETIREMENTS**

1. Barragan, Robert, Director of Small Business Development Center, Small Business, effective March 31, 2019.
2. Dohrman, Judy, Accountant III, Financial Aid, effective December 31, 2018.

### **DEATHS**

1. None

### **COMMISSIONING AND BONDING OF UNIVERSITY POLICE OFFICERS**

1. None

**SHSU - Nominations for Re-Employment of Administrative Personnel 2019-2020**

<u>Months</u>	<u>Name, Title, Division/Department</u>	<u>Degree</u>	<u>SHSU Exp.(Yr.)</u>	<u>Tenure</u>
12	Dana G. Hoyt, President/Professor President's Office/Accounting	PHD/CPA	10	Yes
12	Richard F. Eglsaer, Provost & Vice President/Professor Academic Affairs/Psychology	PHD	36	Yes
12	Carlos Hernandez, Vice President for Finance and Operations	EDD/CPA	5	
12	Frank R. Holmes, Vice President for University Advancement	BA	17	
12	Heather V. Thielemann, Vice President Enrollment Management	EDD	15	
12	Frank E. Parker, Vice President for Student Affairs	MA	39	
12	Mark C. Adams, Vice President for Information Technology	MS	28	
12	Bobby R. Williams, Jr., Director, Athletics	MS	37	
12	Kathy J. Gilcrease, Chief of Staff, President's Office	MBA	20	
12	TBN, Vice Provost/Professor Academic Affairs/			
12	Chris Maynard, Associate Vice Provost/Professor Academic Affairs/History	PHD	2	Yes
12	Ken Hendrickson, Dean/Professor Graduate Studies/History	PHD	24	Yes
12	Mitchell J. Muehsam, Dean/Professor College of Business Administration/Business Analysis	PHD	30	Yes
12	Phillip Lyons, Dean/Professor College of Criminal Justice/Criminal Justice	JD/PHD	24	Yes
12	John Pascarella, Dean/Professor College of Sciences/Biological Sciences	PHD	7	Yes
12	Ron Shields, Dean/Professor College of Arts and Mass Communication/Speech	PHD	6	Yes
12	Stacey Edmonson, Dean/Professor College of Education/Education	EDD	19	Yes
12	Abbey Zink, Dean/Professor College of Humanities and Social Sciences/English	PHD	5	Yes
12	Rodney Runyan, Dean/Professor College of Health Sciences/Family and Consumer Sciences	PHD	.6	Yes
12	Charles Henley, Dean of Osteopathic Medicine	DO	2	
12	Eric Owen, Executive Director, Library Services	MS/MA	1	
12	Chad Hargrave, Associate Vice President/Associate Professor Research and Special Programs/Biology	PHD	13	Yes
12	William L. Angrove, Associate Vice President for Distance Learning	EDD	10	
12	Somer Franklin, Associate Vice President for Academic Affairs	EDD	19	
12	Juan Nunez, Associate Vice President for Facilities Mgmt	BS	3	
12	Amanda Withers, Controller	MBA/CPA	9	
12	David Hammonds, Associate VP Human Resources/Risk Mgmt	MBA	9	
12	Keith E. Jenkins, Associate Vice President for Student Affairs	EDD	29	
12	Kris Kaskel-Ruiz, Associate Vice President for Marketing/Comm	MBA	12	
12	TBN, Associate Vice President for Enrollment Management			
12	Thelma Mooney, Associate Vice President for Advancement	BBA	14	
12	Charlie Vienne, Associate Vice President for Alumni Relations	MS	13	
12	T.J. Harris, Associate Vice President for Infrastructure – IT	MAS	4	
12	Judith Lewis, Associate Vice President for Enterprise Services - IT	PHD	.6	
12	Terry Blaylock, Associate Vice President for Client Services – IT	BBA	3	
12	Sylvia Rappe, Associate VP for Finance and Operations	BBA	4	
12	Lenora Chapman, Associate VP for Finance and Operations	BBA, CPA	1	
12	Leah Mulligan, Associate VP for Enrollment Comm/On-Line	EDD	17	
12	Andrew Miller, Assistant Vice President for Student Affairs	PHD	15	
12	Kristy Vienne, Assistant Vice President for Student Affairs	EDD	13	
12	Donna Artho, Assistant Vice President for Institutional Effectiveness	MBA	18	
12	John Yarabeck, Dean of Students	MED	16	
12	TBN, Treasurer			
12	Teresa Ringo, Registrar	MA	34	
12	Kevin H. Morris, Executive Director, Public Safety Services	MS	25	

## **Sul Ross State University**

### **FACULTY PERSONNEL CHANGES**

#### **RESIGNATIONS**

1. Estep, Christopher, Ph.D., Chair and Associate Professor of Animal Science and Ag Education, effective August 31, 2019.

#### **RETIREMENTS**

1. Terry, Martin, Ph.D., Professor of Biology, effective January 15, 2019.
2. Moore, Dorman, Ph.D., Professor of Education, effective May 31, 2019.

#### **LEAVE OF ABSENCE**

1. None to report.

#### **NON-REAPPOINTMENTS**

1. None to report.

#### **CHANGES IN STATUS**

1. Case, Jimmy D., Executive Vice President and Provost to Professor of Political Science and Public Administration, at a nine month salary of \$107,454, effective September 1, 2019.
2. Kinucan, Robert, Associate Provost and Dean of Graduate and Research Programs to Executive Vice President and Provost, at a twelve month salary of \$205,000, effective July 1, 2019.
3. Hector, James, Chair and Associate Professor of Kinesiology and Human Performance to Associate Professor of Kinesiology and Human Performance, at a nine month salary of \$64,902, effective June 1, 2019.
4. Herrera, Christopher, Assistant Professor of Kinesiology and Human Performance to Chair and Assistant Professor of Kinesiology and Human Performance, at a nine month salary of \$52,676, effective June 1, 2019.

#### **PROMOTION TO ASSOCIATE PROFESSOR**

1. Francis, Theron, Associate Professor with Tenure, Languages and Literature, effective September 1, 2019.
2. O'Shaughnessy, Ryan, Associate Professor, Natural Resource Management, effective September 1, 2019.
3. Scott, Brett, Associate Professor with Tenure, Fine Arts and Communication, effective September 1, 2019.

#### **TENURE**

1. Briseno, Rosemary, Assistant Professor, Languages and Literature, effective September 1, 2019.
2. Gutierrez, Bibiana, Assistant Professor, Behavioral and Social Sciences, effective September 1, 2019.
3. Luna, Ryan, Associate Professor, Natural Resource Management, effective September 1, 2019.
4. Matula, Thomas, Associate Professor, Business Administration, effective September 1, 2019.
5. Saucedo, Mary Jane, Assistant Professor, Business Administration, effective September 1, 2019.

#### **TERMINAL CONTRACTS**

1. Renfroe, Samuel L, Instructor of Education, effective May 31, 2019.

## FACULTY APPOINTMENTS, New (N) and Renewal (R)

	NAME	DEG	RANK	DEPARTMENT	%FTE	SALARY	PERIOD
<b>COLLEGE OF AGRICULTURAL &amp; NATURAL RESOURCE SCIENCES</b>							
N	Crawford, Larry	M.S.	Lecturer	Industrial Technology	40%	\$4,260	Spring 2019
R	Cross, Josh	M.S.	Lecturer	Natural Resource Management	20%	\$2,130	Spring 2019
R	Guevara, Anna	A.A.S.	Lecturer	Industrial Technology	40%	\$4,260	Spring 2019
R	Janke, Tiffany	M.S.	Lecturer	Animal Science	20%	\$2,130	Spring 2019
R	Keeling, Jeffrey	M.S.	Lecturer	Natural Resource Management	20%	\$2,130	Spring 2019
N	Nixon, Keith	M.S.	Lecturer	Industrial Technology	20%	\$2,130	Spring 2019
N	Reed, DeMetris	M.S.	Asst. Professor	Animal Science	100%	\$53,000	2019-2020
R	Ross, Terrence	M.S.	Lecturer	Industrial Technology	20%	\$2,130	Spring 2019
<b>COLLEGE OF ARTS &amp; SCIENCES</b>							
R	Alsaeed, Ibrahim	Ph.D.	Lecturer	Behavioral & Social Sciences	40%	\$4,260	Spring 2019
R	Barrientes, Benjamin	M.A./ J.D.	Lecturer	Behavioral & Social Sciences	40%	\$4,260	Spring 2019
R	Bennack, Steven	M.A.	Lecturer	Fine Arts & Communication	93%	\$10,177	Spring 2019
R	Breuvart, Valerie	M.F.A.	Lecturer	Fine Arts & Communication	40%	\$4,260	Spring 2019
R	Cason, Samuel	M.S.	Lecturer	Behavioral & Social Sciences	20%	\$2,130	Spring 2019
R	Chambers, Sandra	M.S.	Lecturer	Academic Center for Excellence	20%	\$2,130	Spring 2019
R	Fenster, David	M.F.A.	Lecturer	Fine Arts & Communications	20%	\$2,130	Spring 2019
N	Fleming, Ross	M.F.A.	Assoc. Professor	Fine Arts & Communication	100%	\$65,000	2019-2020
R	Giles, Anthony	M.S.	Lecturer	Biology, Geology & Physical Science	13%	\$1,360	Spring 2019
R	Green, Julia	M.S.	Lecturer	Biology, Geology & Physical Science	80%	\$8,520	Spring 2019
R	Hernandez, Thomas	M.S.	Lecturer	Biology, Geology & Physical Science	13%	\$1,360	Spring 2019
R	Kim, Keonho	Ph.D.	Lecturer	Biology, Geology & Physical Science	13%	\$1,370	Spring 2019
R	Matthews, Ethel	M.S.	Lecturer	Biology, Geology & Physical Science	13%	\$1,360	Spring 2019
R	Powell, Albert	Ph.D.	Professor Emeritus	Biology, Geology & Physical Science	20%	\$6,729	Spring 2019
R	Rohr, David	Ph.D.	Professor Emeritus	Biology, Geology & Physical Science	20%	\$2,130	Spring 2019

R	Sager, Nelson	Ph.D.	Professor	Languages & Literature	20%	\$2,130	Spring 2019
R	Sanders, Gregory	M.A.	Lecturer	Behavioral & Social Sciences	40%	\$4,260	Spring 2019
R	Sawyer, Jay	M.F.A.	Asst. Professor	Fine Arts & Communication	40%	\$4,260	Spring 2019
R	Schroeder, Bryon	M.S.	Lecturer	Behavioral & Social Sciences	20%	\$2,130	Spring 2019
R	Scown, Barbara	M.S.	Lecturer	Biology, Geology & Physical Science	27%	\$2,840	Spring 2019
R	Scown, Emery	M.A.	Lecturer	Behavioral & Social Sciences	20%	\$2,130	Spring 2019
R	Vargas, Dominique	M.A.	Lecturer	Fine Arts & Communications	40%	\$4,260	Spring 2019
R	Vincent, Tiffany	Ph.D.	Lecturer	Behavioral & Social Sciences	60%	\$6,390	Spring 2019
R	Walter, Matthew	M.A.	Lecturer	Behavioral & Social Sciences	40%	\$4,260	Spring 2019
R	Wren, Rebecca	LPC	Lecturer	Behavioral & Social Sciences	40%	\$4,260	Spring 2019

**COLLEGE OF EDUCATION & PROFESSIONAL STUDIES**

N	Agundiz, Anthony	M.Ed.	Lecturer	Education	20%	\$2,130	Spring 2019
R	Atkinson, Arleene	M.S.	Lecturer	Homeland Security & Criminal Justice	40%	\$4,260	Spring 2019
R	Barak, Shaun	M.S.	Lecturer	Homeland Security & Criminal Justice	40%	\$4,260	Spring 2019
R	Barrientes, Benjamin	M.A./ J.D.	Lecturer	Homeland Security & Criminal Justice	40%	\$4,260	Spring 2019
N	Candelaria, Veronica	M.Ed.	Lecturer	Education	20%	\$1,704	Spring 2019
R	Card, Tyler	M.S.	Lecturer	Kinesiology & Human Performance	20%	\$2,130	Spring 2019
R	Castillo, Santiago	CPA	Lecturer	Business Administration	40%	\$4,260	Spring 2019
N	Chacon-Robles, Brenda	M.Ed.	Lecturer	Education	20%	\$2,130	Spring 2019
N	Cline, Jessie	M.Ed.	Lecturer	Education	20%	\$2,130	Spring 2019
R	Coleman, Shirley	M.Ed.	Lecturer	Education	27%	\$2,678	Spring 2019
N	Flores, Robert	M.Ed.	Lecturer	Education	20%	\$2,130	Spring 2019
R	Fox, Caroline	M.Ed.	Lecturer	Education	40%	\$4,260	Spring 2019
N	Gunes, Ismail	Ph.D.	Asst. Professor	Homeland Security & Criminal Justice	100%	\$50,000	2019-2020
R	Gluck, Martha	M.Ed.	Lecturer	Education	20%	\$2,130	Spring 2019
N	Guerra, Juanita	M.Ed.	Lecturer	Education	20%	\$2,130	Spring 2019
R	Hayes, Ronda	M.Ed.	Lecturer	Education	40%	\$4,260	Spring 2019
R	Hext, Sarah	B.A.	Lecturer	Education	40%	\$4,260	Spring 2019
R	Latham, Stefanie	M.S.	Lecturer	Kinesiology & Human Performance	60%	\$6,390	Spring 2019

R	Laxton, Billy Ray	M.S.	Lecturer	Kinesiology & Human Performance	20%	2,130	Spring 2019
R	Maestas, Alonzo	M.S.	Lecturer	Kinesiology & Human Performance	20%	\$2,130	Spring 2019
R	Marett, Pamela	Ph.D.	Professor	Business Administration	60%	\$6,390	Spring 2019
R	McGee Cobbs, Rochelle	M.S.	Lecturer	Homeland Security & Criminal Justice	40%	\$4,260	Spring 2019
N	Medellin, Raul	M.Ed.	Lecturer	Education	20%	\$2,130	Spring 2019
R	Nussbaum, Clark	M.B.A.	Lecturer	Business Administration	20%	\$2,130	Spring 2019
R	Obinyan, Evaristus	Ph.D.	Lecturer	Homeland Security & Criminal Justice	40%	\$4,260	Spring 2019
R	Olive, Tamara	Ph.D.	Lecturer	Education	40%	\$4,260	Spring 2019
N	Pena, Isela	M.Ed.	Lecturer	Education	2%	\$426	Spring 2019
R	Quibodeaux, Lisa	Ph.D.	Lecturer	Homeland Security & Criminal Justice	40%	\$4,260	Spring 2019
N	Ritchey, Garrett	M.Ed.	Lecturer	Education	20%	\$2,130	Spring 2019
R	Rogers, Kimra	M.Ed.	Lecturer	Education	20%	\$2,130	Spring 2019
R	Schenkman, Melissa	M.S.	Lecturer	Education	20%	\$2,130	Spring 2019
R	Schwartz-Grisham, Mary	LPC	Lecturer	Education	20%	\$2,130	Spring 2019
R	Scown, Russell	M.S.	Lecturer	Homeland Security & Criminal Justice	40%	\$4,260	Spring 2019
R	Steckler, Justin	M.S.	Lecturer	Kinesiology & Human Performance	20%	\$2,130	Spring 2019
N	Tomerlin, Arthur	Ph.D.	Assoc. Professor	Business Administration	100%	\$75,000	2019-2020
R	Villalobos Melendez, Alejandra	M.S.	Lecturer	Business Administration	20%	\$2,130	Spring 2019
R	Wadley, Cynthia	M.Ed.	Lecturer	Education	20%	\$2,130	Spring 2019
N	Walker, Jeanne	M.Ed.	Lecturer	Education	13%	\$1,278	Spring 2019
R	Wallace, Paula	Ph.D.	Lecturer	Education	80%	\$8,520	Spring 2019
R	Washington, Antuan	M.S.	Lecturer	Kinesiology & Human Performance	20%	\$2,130	Spring 2019
R	Wassermann, Heidi	M.S.	Lecturer	Education	40%	\$4,260	Spring 2019
R	Waters, Ellen	M.Ed.	Lecturer	Education	20%	\$2,130	Spring 2019
R	Wickersham-Fish, Leah	Ph.D.	Lecturer	Education	20%	\$2,130	Spring 2019
R	Wren, Rebecca	LPC	Lecturer	Education	20%	\$2,130	Spring 2019
<b>RIO GRANDE COLLEGE</b>							
R	Baulch, Clay	Ph.D.	Professor	Education	20%	\$2,130	Spring 2019
R	Carson, Terry	Ph.D.	Professor	Business Administration	50%	\$41,782	2018-2019

R	Davis, Richard	M.S.	Lecturer	Natural & Behavioral Sciences	20%	\$2,130	Spring 2019
R	De La Cruz, Amado	M.Ed.	Lecturer	Education	20%	\$2,130	Spring 2019
R	Garcia-Williams, Illeana	M.Ed.	Lecturer	Humanities	20%	\$2,130	Spring 2019
R	Martinez, Angelica	MSN	Lecturer	Natural & Behavioral Sciences	40%	\$4,260	Spring 2019
R	Nunley, Barbara	M.S.	Lecturer	Business Administration	20%	\$2,130	Spring 2019
R	Ragsdale, Keith	MSN	Lecturer	Natural & Behavioral Sciences	40%	\$4,260	Spring 2019
R	Roethler, Jeremy	Ph.D.	Lecturer	Humanities	80%	\$8,520	Spring 2019
R	Stitts, Randal	Ph.D.	Professor	Business Administration	50%	\$52,660	2018-2019
R	Watkins, Joy	M.Ed.	Lecturer	Education	40%	\$4,260	Spring 2019
R	Wilson, Michele	M.S.	Lecturer	Natural & Behavioral Sciences	20%	\$4,200	Spring 2019



## **ADMINISTRATIVE and UNCLASSIFIED PERSONNEL CHANGES**

### **ADDITIONS**

1. Pollacchi, Derek, Assistant Sports Information Director & Marketing Coordinator, at a twelve month salary of \$35,820, effective February 6, 2019

### **CHANGES IN STATUS**

1. Granado, Manuel, Interim Director of Small Business Development to Business Development Advisor, at a twelve month salary of \$51,666, effective February 16, 2019
2. Pena, Elizabeth, Director of Small Business Development Center, Del Rio, Uvalde and Eagle Pass to Interim Director Small Business Development Center, Alpine and Director of Small Business Development Center, Del Rio, Uvalde and Eagle Pass, at a twelve month salary of \$111,174, effective February 16, 2019

### **RESIGNATIONS**

1. None to report.

### **SEPERATIONS**

1. Rodriguez, Mayra, Associate Registrar, effective November 30, 2018.

### **RETIREMENTS**

1. None to report.

### **COMMISSIONING AND BONDING OF UNIVERSITY POLICE OFFICERS**

1. None to report.

## Sul Ross State University

### CONTINUING ADMINISTRATION AND FACULTY 2019-2020:

<u>Months</u>	<u>Name</u>	<u>Rank</u>	<u>Degree</u>	<u>Tenure</u>	<u>Exp</u>
<b>ADMINISTRATION</b>					
12	William L. Kibler, President		Ph.D.		5
12	Leo G. Dominguez, Associate V.P. for University Services and Dean of Students		M.A.		26
12	David Gibson, Assistant V.P. for Information Technology		M.S.		7
12	Christopher Clifford, Vice President for Budget and Finance		M.B.A./ C.P.A.		1
12	Jeanne Qvarnstrom, Assistant Vice President for Institutional Effectiveness, and Associate Professor of Education	Assoc. Prof	Ed.D.	Yes	8
12	Robert J. Kinucan, Executive Vice President & Provost and Professor of Natural Resource Management	Professor	Ph.D.	Yes	32
12	Veronica Mendez, Assist. Provost and Dean of Rio Grande College, Professor of Spanish	Professor	Ph.D.	Yes	4
12	Allison B. Harris, Vice President for Enrollment Management		Ph.D.		1
<b>FACULTY</b>					
<b>COLLEGE OF AGRICULTURAL AND NATURAL RESOURCE SCIENCES</b>					
<b>Animal Science</b>					
9	Scott A. Ericsson	Professor	Ph.D.	Yes	28
9	Jamie Boyd	Asst. Prof	Ph.D.		4
<b>Natural Resource Management</b>					
12	Bonnie J. Warnock, Dean of ANRS and Professor of Natural Resource Management	Professor	Ph.D.	Yes	20
12	Louis A. Harveson, Dir. of BRI	Professor	Ph.D.	Yes	22
9	Patricia M. Harveson	Professor	Ph.D.	Yes	13
9	Ryan Luna, Chair	Assoc. Prof	Ph.D.	Yes	7
9	Ryan O'Shaughnessy	Assoc. Prof	Ph.D.		6
12	Meike Titulaer	Asst. Prof	Ph.D.		3
9	Richard Mrozinski	Lecturer	M.S.		1

### COLLEGE OF ARTS AND SCIENCES

<b>Academic Center for Excellence</b>					
9	Kathy Stein, Chair	Professor	Ed.D.	Yes	12
10.5	Sandra S. Chambers, Assistant Athletic Director and Compliance Officer	Lecturer	M.Ed.		13
9	Christopher Garcia	Lecturer	M.A.		14
9	Alex Hardison	Lecturer	B.S.		7
9	Julie Vega	Lecturer	M.A.		21
9	Cynthia McAlister	Lecturer	M.S.		4
<b>Behavioral and Social Sciences</b>					
12	James W. Downing, Dean of Arts and Sciences and Professor of Psychology	Professor	Ph.D.	Yes	28
9	Mark S. Saka, Chair	Professor	Ph.D.	Yes	25
9	Bibiana Gutierrez	Asst. Prof	Ph.D.	Yes	5
9	Kendra Dehart	Instructor	M.A.		4
9	Jen McCormack	Asst. Prof	Ph.D.		4
9	Alicia Trotman	Asst. Prof	Ph.D.		3
9	Savannah Williamson	Asst. Prof	Ph.D.		3
9	Jessica Velasco	Lecturer	M.A.		1
9	Jimmy Case	Professor	Ph.D.	Yes	39
<b>Biology, Geology and Physical Sciences</b>					
9	Christopher M. Ritzi, Chair	Professor	Ph.D.	Yes	16
9	Anirban Bhattacharjee	Asst. Prof	Ph.D.		6
9	Sean Graham	Asst. Prof	Ph.D.		6
9	Jessica Kelsch	Lecturer	M.S.		6
9	David Leaver	Asst. Prof	Ph.D.		6
9	Elizabeth A. Measures	Professor	Ph.D.	Yes	23
9	Kevin M. Urbanczyk	Professor	Ph.D.	Yes	29
9	James C. Zech	Professor	Ph.D.	Yes	27
9	Yanfeng Yue	Asst. Prof	Ph.D.		4
9	Crystal Graham	Asst. Prof	Ph.D.		4
9	Thomas Shiller	Asst. Prof	Ph.D.		2
<b>Computer Science and Mathematics</b>					
9	Angela Brown, Chair	Assoc. Prof	Ph.D.	Yes	8
9	Eric Funasaki, Strategic Plan Coordinator	Asst. Prof	Ph.D.		9
9	Kris D. Jorgenson	Professor	Ph.D.	Yes	16
9	Kennard Laviers	Asst. Prof	Ph.D.		6
9	Thea Glenn	Lecturer	M.S.		2
9	Marina Kimball	Lecturer	M.S.		5
<b>Fine Arts and Communication</b>					
9	Avram C. Dumitrescu	Assoc. Prof	M.A.A	Yes	8
9	Carol H. Fairlie	Professor	M.F.A.	Yes	24
9	Dona W. Roman	Professor	M.F.A.	Yes	22
9	Bret Scott	Assoc. Prof	M.F.A.	Yes	7
9	Gregory Tegarden	Asst. Prof	M.F.A.		6
9	Karrin Ford	Assoc. Prof	Ph.D.	Yes	5

9	Mary Thompson	Asst. Prof	Ph.D.		5
9	Jeffrey Meyer	Asst. Prof	Ph.D.		5
9	Marjorie Scott, Chair	Asst. Prof	M.F.A.		5
9	Stanley Standly	Lecturer	M.L.A.		4
9	Carolyn Barrientes	Asst. Prof	M.F.A.		3
9	Andrew Alegria	Asst. Prof	Ph.D.		2
9	Joseph Velasco	Assoc. Prof	Ph.D.	Yes	9

### **Languages and Literature**

9	Rosemary Briseno	Asst. Prof	Ph.D.	Yes	7
9	Theron Francis	Assoc. Prof	Ph.D.	Yes	7
9	Ilda N. Gonzales	Lecturer	M.A.		13
9	Laura Payne, Chair	Professor	Ph.D.	Yes	15
9	Francine R. Richter	Assoc. Prof	Ph.D.	Yes	26
9	Susan Spring	Lecturer	M.A.		7
9	Filemon Zamora	Assoc. Prof	Ph.D.	Yes	11
9	Ian Peddie	Assoc. Prof	Ph.D.	Yes	5

### **Nursing**

12	Geraldine Goosen, Clinical Instructor	Lecturer	B.S.N.		1
----	---------------------------------------	----------	--------	--	---

## **COLLEGE OF EDUCATION AND PROFESSIONAL STUDIES**

### **Business Administration**

9	William C. Green, Chair	Professor	Ph.D.	Yes	26
9	Linda S. McAnally	Lecturer	M.B.A.		35
9	Mary Jane Saucedo	Asst. Prof	Ph.D.	Yes	5

### **Homeland Security and Criminal Justice**

9	Liza Ware, Chair	Lecturer	M.S.		7
9	Oguzhan Basibuyuk	Assoc. Prof	Ph.D.		1

### **Education**

9	Galen Privitt	Professor	Ed.D.	Yes	8
9	Diana Rodriguez, Director of Teacher Education	Instructor	M.A.		6
9	Rebecca Ann Schlosser	Professor	Ed.D.	Yes	14
9	Glenn Short	Lecturer	M.Ed.		6
9	Barbara Tucker, Chair	Assoc. Prof	Ph.D.	Yes	9
9	Jennifer Miller	Asst. Prof	Ph.D.		1

### **Industrial Technology**

#### **Kinesiology and Human Performance**

9	James N. Hector	Assoc. Prof	Ed.D.	Yes	15
10.5	Bobby Mesker, Head Baseball Coach and Athletic Director	Lecturer	M.Ed.		12
10.5	Tyler Card, Assistant Football Coach/ Offensive Line Coordinator	Lecturer	M.A.		6
10.5	Clifton S. Carroll, Head Men's Basketball	Lecturer	M.S.		5

	Coach			
10.5	Raymond Canaba, Softball Coach	Lecturer	M.Ed.	5
9	Christopher Herrera, Chair	Asst. Prof	Ph.D.	5
9	Billy Jack Ray	Asst. Prof	Ed.D.	4
10.5	Logan Frey, Assistant Football/Strength Coach	Lecturer	M.S.	2

## RIO GRANDE COLLEGE

### **Business Administration**

9	Terry Carson, Chair	Professor	Ph.D.	Yes	21
9	Efrain Adames	Assoc. Prof	M.P.A.	Yes	17
9	Edison Moura	Professor	D.B.A.	Yes	13
9	Thomas Matula	Professor	Ph.D.	Yes	4

### **Education**

9	Maria G. Gear	Asst. Prof	Ed.D.		6
9	Monica E. Gutierrez, Chair	Professor	Ph.D.	Yes	17
9	Miriam Muniz-Quiz	Professor	Ph.D.	Yes	20
9	Fernando Z. Quiz	Professor	Ph.D.	Yes	20
9	Todd T. Russell	Professor	Ph.D.	Yes	22
12	Gina Stocks, Director of Teacher Education	Assoc. Prof	Ph.D.	Yes	12
9	Timothy L.-Y. Wilson	Professor	Ed.D.	Yes	27
9	Samuel Garcia	Professor	Ph.D.		5

### **Humanities**

9	Sarah Roche-Moreman, Chair	Professor	Ph.D.	Yes	21
9	Jorge A. Hernandez	Professor	Ph.D.	Yes	23
9	Christopher Davis	Asst. Prof	Ph.D.		5
9	Ana Acevedo	Asst. Prof	Ph.D.		5
9	Audrey Taylor	Asst. Prof	Ph.D.		1

### **Natural and Behavioral Sciences**

9	Patricia Nicosia, Chair	Professor	Ph.D.	Yes	18
9	Tiffany Culver	Assoc. Prof	Ph.D.	Yes	11
9	Daniel H. Foley III	Professor	Ph.D.	Yes	17
9	Michael Ortiz	Assoc. Prof	Ph.D.		11
9	Martin Urbina	Professor	Ph.D.	Yes	11
9	Wesley D. Wynne	Professor	Ph.D.	Yes	17
9	Young, Kevin	Asst. Prof	Ph.D.		4

# Texas State University

## FACULTY PERSONNEL CHANGES

### DEATH

1. Estaville, Lawrence E., Regents' Professor and University Distinguished Professor, Geography, effective December 20, 2018.

### CHANGES IN STATUS

1. Wilde, William J., from Professor, Engineering Technology, to Chair and Professor of Engineering Technology, effective May 27, 2019.
2. You, Byoung Hee, from Associate Professor, Engineering Technology, to Interim Chair and Associate Professor of Engineering Technology, effective February 1, 2019.
3. You, Byoung Hee, from Interim Chair and Associate Professor, Engineering Technology, to Associate Professor of Engineering Technology effective May 27, 2019.

### RESIGNATION

1. Furst, Cari M., Assistant Professor, Nursing, effective May 31, 2019.
2. Hill, Caroline, Associate Professor, Family and Consumer Sciences, effective December 31, 2018.
3. Kim, Son Chae, Professor, Nursing, effective May 31, 2019.
4. Lawson, Jennifer N., Assistant Professor, Social Work, effective May 31, 2019.
5. Schmidt, Eric A., Professor, Counseling, Leadership, Adult Education, and School Psychology, effective August 31, 2019.

### RETIREMENT

1. Black, Stephen L., Associate Professor, Anthropology, effective December 31, 2019.
2. Lopes, Vicente, Professor, Biology, effective August 31, 2019.
3. Makowski, Elizabeth M., Professor, History, effective May 31, 2019.
4. Morrison, Eileen, Professor, Health Administration, effective May 31, 2019.
5. Springer, Stephen B., Associate Professor, Occupational, Workforce, and Leadership Studies, effective January 15, 2020.
6. Weill, Susan, Associate Professor, Journalism and Mass Communication, effective July 15, 2020.

### APPOINTMENT WITH TENURE

1. Baumgartner, Lisa M., Associate Professor of Counseling, Leadership, Adult Education, and School Psychology, effective September 1, 2019.

### APPOINTMENT OF RELATIVES

1. Forstner, Michael R., Regents' Professor of Biology and David J. Stout, Program Faculty of Biology.
2. Holschuh, Jodi P., Chair and Professor of Curriculum and Instruction and Douglas R. Holschuh, Senior Lecturer of Curriculum and Instruction.
3. Holtz, Mark W., Chair and Professor of Physics and University Chair in the Materials Science, Engineering, and Commercialization Program and Susan L. Holtz, Senior Lecturer of Physics.
4. Jones, Shayne E., Professor of Criminal Justice and Angela M. Jones, Assistant Professor of Criminal Justice.
5. Rossmo, Kim, Professor of Criminal Justice and Lucia S. Summers Rodriguez, Assistant Professor of Criminal Justice.
6. Sharma, Harish, Lecturer of Engineering Technology and Vatsalya Sharma, Student Worker in the Department of Computer Science.
7. Smart, Denise T., Dean of the McCoy College of Business Administration and Dennis L. Smart, Associate Professor of Management.
8. Smith, Patrick H., Professor of Curriculum and Instruction and Luz A. Murillo Benjumea, Associate Professor of Curriculum and Instruction.
9. Thorne, Debbie M., Associate Provost and Floyd F. Quinn, Assistant Professor of Practice of Management.

10. Timmerman, Charles Erik, Chair and Professor of Communication Studies and Lindsay M. Timmerman, Associate Professor of Communication Studies.
11. Vandiver, Donna, Professor of Criminal Justice and Associate Dean of the College of Applied Arts and Stafford, Mark C., Professor of Criminal Justice.
12. Warshauer, Max L., Regents' Professor of Mathematics and Director of Texas Mathworks and Hiroko K. Warshauer, Assistant Professor of Mathematics.
13. Watkins, Ann L., Chair and Professor of Accounting and Charles K. Kebodeaux, Clinical Assistant Professor of Accounting.
14. Wescott, Daniel J., Professor of Anthropology and Deborah L. Cunningham, Lecturer of Anthropology.
15. Yan, Yan, Assistant Professor of Computer Science and Gaowen Liu, Postdoctoral Research Associate of Computer Science.

**PROMOTIONS:** (to become effective September 1, 2019)

**From: Associate Professor to Professor**

Dr. Sonya L. Armstrong, Curriculum and Instruction  
 Dr. Bahram Asiabanpour, Ingram School of Engineering  
 Dr. Jonathan P. Babcock, Music  
 Ms. Ana Carrillo Baer, Theatre and Dance  
 Dr. Yasmine C. Beale-Rosano-Rivaya, Modern Languages  
 Dr. Joellen E. Coryell, Counseling, Leadership, Adult Education and School Psychology  
 Dr. Agustin Cuadrado, Modern Languages  
 Ms. Johanna R. Fauerso, Art and Design  
 Mr. Thomas C. Fitzpatrick, Art and Design  
 Dr. Valarie B. Fleming, Communication Disorders  
 Dr. Peter S. Golato, Modern Languages  
 Dr. Deborah A. Harris, Sociology  
 Dr. Jeff M. Housman, Health and Human Performance  
 Dr. Jesus Jimenez, Ingram School of Engineering  
 Dr. Oleg Komogortsev, Computer Science  
 Dr. Soon-Jae Lee, Engineering Technology  
 Mr. John A. Lopez, Jr., Music  
 Dr. Debarun Majumdar, Sociology  
 Dr. Martin G. McCain, Music  
 Dr. Rebecca Montgomery, History  
 Dr. Crystal Oberle, Psychology  
 Dr. Charise N. Pimentel, Curriculum and Instruction  
 Mr. Jason A. Reed, Art and Design  
 Ms. Claudia Roeschmann, Art and Design  
 Mr. Ronald C. Ulen, Music  
 Dr. Hyun Jung Yun, Political Science

**From: Assistant Professor to Associate Professor**

Dr. Jennifer N. Ahrens, Health and Human Performance  
 Dr. Edna C. Alfaro, Family and Consumer Sciences  
 Dr. Alejandro Barcenas Pardo, Philosophy  
 Ms. Kaysie S. Brown, Theatre and Dance  
 Dr. Nathan H. Cannon, Accounting  
 Dr. Jennifer A. Czoher, Mathematics  
 Dr. Rebecca G. Deason, Psychology

Dr. Michael B. Devlin, Journalism and Mass Communication  
Ms. Joanna H. Ellis, Clinical Laboratory Science Program  
Dr. Robert W. Fischer, Philosophy  
Dr. Cheryl L. Fulton, Counseling, Leadership, Adult Education and School Psychology  
Dr. Geneva M. Gano, English  
Dr. Jennifer L. Hale, Physical Therapy  
Dr. Vanessa D. Higgins Joyce, Journalism and Mass Communication  
Dr. Yueqin Hu, Psychology  
Dr. Katherine M. Kapurch, English  
Dr. William T. Kaufhold, Journalism and Mass Communication  
Dr. Namwon Kim, Engineering  
Dr. Eric W. Leake, English  
Dr. Holly M. Lewis, Philosophy  
Dr. Kathleen R. McClancy, English  
Dr. Jacquelyn McDonald, Health and Human Performance  
Mr. Brandon R. McWilliams, Theatre and Dance  
Dr. Kimberly M. Meitzen, Geography  
Dr. Kathryn B. Moore, Art and Design  
Dr. Colleen C. Myles, Geography  
Dr. Steven W. Rayburn II, Marketing  
Dr. Christopher P. Rhodes, Chemistry and Biochemistry  
Dr. Amanda C. Soto, Music  
Dr. Lucia S. Summers Rodriguez, Criminal Justice  
Dr. Kimberly G. Talley, Engineering Technology  
Dr. Cathy Thomas, Curriculum and Instruction  
Dr. Jeffrey A. Todd, Finance and Economics  
Dr. Anthony S. Torres, Engineering Technology  
Dr. James P. Van Overschelde, Curriculum and Instruction  
Dr. Lucian L. Visinescu, Computer Information Systems and Quantitative Methods  
Dr. Hiroko K. Warshauer, Mathematics  
Dr. Russell C. Weaver, Geography  
Dr. Guowei Yang, Computer Science  
Dr. Yong Yang, Mathematics

**TENURE:** (to become effective September 1, 2019)

Dr. Edna C. Alfaro, Family and Consumer Sciences  
Dr. Alejandro Barcenas Pardo, Philosophy  
Ms. Kaysie S. Brown, Theatre and Dance  
Dr. Nathan H. Cannon, Accounting  
Dr. Jennifer A. Czoher, Mathematics  
Dr. Rebecca G. Deason, Psychology  
Dr. Michael B. Devlin, Journalism and Mass Communication  
Dr. Robert W. Fischer, Philosophy  
Dr. Cheryl L. Fulton, Counseling, Leadership, Adult Education and School Psychology  
Dr. Geneva M. Gano, English  
Dr. Vanessa D. Higgins Joyce, Journalism and Mass Communication  
Dr. Yueqin Hu, Psychology  
Dr. Katherine M. Kapurch, English



Dr. William T. Kaufhold, Journalism and Mass Communication  
 Dr. Namwon Kim, Engineering  
 Dr. Eric W. Leake, English  
 Dr. Holly M. Lewis, Philosophy  
 Dr. Kathleen R. McClancy, English  
 Mr. Brandon R. McWilliams, Theatre and Dance  
 Dr. Kimberly M. Meitzen, Geography  
 Dr. Kathryn B. Moore, Art and Design  
 Dr. Colleen C. Myles, Geography  
 Dr. Steven W. Rayburn II, Marketing  
 Dr. Christopher P. Rhodes, Chemistry and Biochemistry  
 Dr. Amanda C. Soto, Music  
 Dr. Lucia S. Summers Rodriguez, Criminal Justice  
 Dr. Kimberly G. Talley, Engineering Technology  
 Dr. Nicole Taylor, Anthropology  
 Dr. Cathy Thomas, Curriculum and Instruction  
 Dr. Jeffrey A. Todd, Finance and Economics  
 Dr. Anthony S. Torres, Engineering Technology  
 Dr. James P. Van Overschelde, Curriculum and Instruction  
 Dr. Lucian L. Visinescu, Computer Information Systems and Quantitative Methods  
 Dr. Hiroko K. Warshauer, Mathematics  
 Dr. Russell C. Weaver, Geography  
 Dr. Guowei Yang, Computer Science  
 Dr. Yong Yang, Mathematics

**CONTINUING FACULTY 2019-2020**

<b><u>NAME</u></b>	<b><u>RANK</u></b>	<b><u>DEGREE</u></b>	<b><u>TENURE</u></b>	<b><u>EXP.</u></b>
<b>COLLEGE OF APPLIED ARTS</b>				
<b>Department of Agricultural Sciences</b>				
Dey, Madan M. Chair	Professor	Ph.D.	Yes	3
Angirasa, Aditi	Professor	Ph.D.	Yes	29
Cade, Tina	Professor	Ph.D.	Yes	18
Morrish, Douglas G.	Professor	Ph.D.	Yes	14
Richardson, C. Reed	Professor	Ph.D.	Yes	13
Mix, Kenneth D.	Assoc. Professor	Ph.D.	Yes	8
Benavides, Elizabeth A.	Asst. Professor	Ph.D.		4
Omana Sudhakaran, Pratheesh	Asst. Professor	Ph.D.		1
Wagner, Nicole C.	Asst. Professor	Ph.D.		5
<b>School of Criminal Justice</b>				
Sellers, Christine Director	Professor	Ph.D.	Yes	6
Blair, John P.	Professor	Ph.D.	Yes	12
Chamlin, Mitchell	Professor	Ph.D.	Yes	9

Felson, Marcus K.	Professor	Ph.D.	Yes	8½
Jamieson, Jay D.	Professor	Ph.D.	Yes	33
Jennings, Wesley G.	Professor	Ph.D.	Yes	2
Jones, Shayne E.	Professor	Ph.D.	Yes	4
Mijares, Tomas C.	Professor	Ph.D.	Yes	29
Mullins, Wayman C.	Professor	Ph.D.	Yes	35
Perkins, David B.	Professor	J.D.	Yes	31
Rossmo, Kim	Professor	Ph.D.	Yes	16
Stafford, Mark C.	Professor	Ph.D.	Yes	11
Stone, William E.	Professor	Ph.D.	Yes	38
Vandiver, Donna	Professor	Ph.D.	Yes	12
Withrow, Brian L.	Professor	Ph.D.	Yes	10
Bowman, Scott W.	Assoc. Professor	Ph.D.	Yes	13
Vasquez, Bob E.	Assoc. Professor	Ph.D.	Yes	10
Arnio, Ashley N.	Asst. Professor	Ph.D.		4
Hewitt, Ashley N.	Asst. Professor	Ph.D.		2
Jones, Angela M.	Asst. Professor	Ph.D.		3
Roche, Sean P.	Asst. Professor	Ph.D.		2
Summers Rodriguez, Lucia S.	Asst. Professor	Ph.D.		6
Supancic, P. Michael	Asst. Professor	Ph.D.	Yes	24
Vaughan, Adam D.	Asst. Professor	Ph.D.		1

**School of Family and Consumer Sciences**

Behnke, Andrew O. Director	Professor	Ph.D.	Yes	½
Hustvedt, Gwendolyn	Professor	Ph.D.	Yes	13
Crixell, Sylvia L.	Professor	Ph.D.	Yes	28½
Ahn, Mira	Assoc. Professor	Ph.D.	Yes	11
Biediger-Friedman, Lesli	Assoc. Professor	Ph.D.	Yes	7
Blunk, Elizabeth M.	Assoc. Professor	Ph.D.	Yes	33
Davis, Kimberlee	Assoc. Professor	Ph.D.	Yes	12
Hegde Niezgodha, Asha Latha	Assoc. Professor	Ph.D.	Yes	18
Kang, Jiyun	Assoc. Professor	Ph.D.	Yes	9
Lane, Michelle A.	Assoc. Professor	Ph.D.	Yes	11
Alfaro, Edna C.	Asst. Professor	Ph.D.		6
Bhardwaj, Vertica	Asst. Professor	Ph.D.		5
Bishop, Nicholas J.	Asst. Professor	Ph.D.		3
Goble, Priscilla	Asst. Professor	Ph.D.		3
Jenney, Christopher	Asst. Professor	Ph.D.		2
Johnson, Cassandra M.	Asst. Professor	Ph.D.		1
Johnson, Olivia D.	Asst. Professor	Ph.D.		3
Perez-Brena, Norma J.	Asst. Professor	Ph.D.		4½
Salcedo, Ramona	Asst. Professor	Ph.D.		5½
Shen, Yishan	Asst. Professor	Ph.D.		3
Zuniga, Krystle E.	Asst. Professor	Ph.D.		5

**Department of Organization, Workforce, and Leadership Studies**

Biggs, Mary Jo Chair	Professor	Ph.D.	Yes	15
Boden, Carrie J.	Professor	Ph.D.	Yes	7
Lopez, Omar S.	Assoc. Professor	Ph.D.	Yes	10
Springer, Stephen B.	Assoc. Professor	Ph.D.	Yes	36
Ashford, Shetay N.	Asst. Professor	Ph.D.		3
Cherrstrom, Catherine A.	Asst. Professor	Ph.D.		4
Singh, Shailendra M.	Asst. Professor	Ph.D.		1

**School of Social Work**

Coll, Jose E. Director	Professor	Ph.D.	Yes	3
Hawkins, Catherine A.	Professor	Ph.D.	Yes	28
Selber, Katherine	Professor	Ph.D.	Yes	22
Ausbrooks, Angela R.	Assoc. Professor	Ph.D.	Yes	19
Benton, Amy D.	Assoc. Professor	Ph.D.	Yes	13
Norton, Christine L.	Assoc. Professor	Ph.D.	Yes	11
Smith, Kenneth S.	Assoc. Professor	Ph.D.	Yes	7
Travis, Jr., Raphael	Assoc. Professor	D.P.H.	Yes	12
Choi, Mi Jin	Asst. Professor	Ph.D.		1
Kim, Eun Hae	Asst. Professor	Ph.D.		2
Kim, Jangmin	Asst. Professor	Ph.D.		2
Morley, Richard H.	Asst. Professor	Ph.D.		12
Nason, Erica E.	Asst. Professor	Ph.D.		2
Trahan, Mark H.	Asst. Professor	Ph.D.		4
Vanegas, Sandra B.	Asst. Professor	Ph.D.		1½
Wang, Kaipeng	Asst. Professor	Ph.D.		2
Yoon, Hyunwoo	Asst. Professor	Ph.D.		3

**MCCOY COLLEGE OF BUSINESS ADMINISTRATION**

**Department of Accounting**

Watkins, Ann L. Chair	Professor	Ph.D.	Yes	7
Butler, Janet B.	Professor	Ph.D.	Yes	16
Rutledge, Robert W.	Professor	Ph.D.	Yes	18½
Campbell, Linda J.	Assoc. Professor	Ph.D.	Yes	10
Martin, Kasey	Assoc. Professor	Ph.D.	Yes	10
Pizzini, Wilhelmina	Assoc. Professor	Ph.D.	Yes	5
Brewster, Billy E.	Asst. Professor	Ph.D.		2
Cannon, Nathan H.	Asst. Professor	Ph.D.		6
Henke, Trent S.	Asst. Professor	Ph.D.		2
Young, Glen M.	Asst. Professor	Ph.D.		2
Young, Randall F.	Asst. Professor	Ph.D.		5

**Department of CIS and Quantitative Methods**

Long, Ju Chair	Assoc. Professor	Ph.D.	Yes	15
Mehta, Mayur R.	Professor	Ph.D.	Yes	37½
Mendez, Francis A.	Professor	Ph.D.	Yes	14
Shah, Jaymeen	Professor	Ph.D.	Yes	17
Shah, Vivek P.	Professor	Ph.D.	Yes	34½
Ekin, Tahir	Assoc. Professor	Ph.D.	Yes	7
Lee, Hsun Ming	Assoc. Professor	Ph.D.	Yes	15
Musal, Rasim M.	Assoc. Professor	Ph.D.	Yes	10
Sivitanides, Marcos P.	Assoc. Professor	Ph.D.	Yes	30
White, Garry	Assoc. Professor	Ph.D.	Yes	22
Wierschem, David C.	Assoc. Professor	Ph.D.	Yes	9
Chakraborty, Aindrilla	Asst. Professor	Ph.D.		1
Konur, Dincer	Asst. Professor	Ph.D.		1
Visinescu, Lucian L.	Asst. Professor	Ph.D.		6
Zhang, Peiqin	Asst. Professor	Ph.D.		5

**Department of Finance and Economics**

Kishan, Ruby P. Chair	Professor	Ph.D.	Yes	33
LeSage, James	Professor	Ph.D.	Yes	13
Mogab, John W.	Professor	Ph.D.	Yes	38
Payne, Janet	Professor	Ph.D.	Yes	18
Popova, Ivilina T.	Professor	Ph.D.	Yes	11
Sanders, Donald E.	Professor	J.D.	Yes	40
Yi, Ha-Chin	Professor	Ph.D.	Yes	17
Charles, Joni S. J.	Assoc. Professor	Ph.D.	Yes	35
Chittenden, William T.	Assoc. Professor	Ph.D.	Yes	19
Feng, Li	Assoc. Professor	Ph.D.	Yes	11
Hood, Matthew E.	Assoc. Professor	Ph.D.	Yes	8
Lesseig, Vance	Assoc. Professor	Ph.D.	Yes	14
Moon, Kenneth	Assoc. Professor	Ph.D.	Yes	13
Ojede, Andrew	Assoc. Professor	Ph.D.	Yes	6
Quijano, Margot C.	Assoc. Professor	Ph.D.	Yes	11
Showalter, Dean	Assoc. Professor	Ph.D.	Yes	24
Stokes, Alexis	Assoc. Professor	J.D.	Yes	14
Tanner, Glenn	Assoc. Professor	Ph.D.	Yes	20
Vacaflares Rivero, Diego E.	Assoc. Professor	Ph.D.	Yes	12
You, Leyuan	Assoc. Professor	Ph.D.	Yes	10
Alanis, Emmanuel	Asst. Professor	Ph.D.		4
Chih, Yao-Yu	Asst. Professor	Ph.D.		5
Guzelian, Christopher P.	Asst. Professor	J.D.		1
McAllister, Marc C.	Asst. Professor	J.D.		2
McClung, Bruce A.	Asst. Professor	Ph.D.	Yes	34
Todd, Jeffrey A.	Asst. Professor	J.D.		5
Zhai, Muxin	Asst. Professor	Ph.D.		1

**Department of Management**

Rechner, Paula L. Chair	Professor	Ph.D.	Yes	14
Kacmar, K. Michele	Professor	Ph.D.	Yes	5
Kirby, Eric	Professor	Ph.D.	Yes	20
Kirby, Susan L.	Professor	Ph.D.	Yes	20
Miller, Brian Keith	Professor	Ph.D.	Yes	14
Minifie, Jana R.	Professor	Ph.D.	Yes	31
Temponi, Cecilia	Professor	Ph.D.	Yes	26
Konopaske, Arthur R.	Assoc. Professor	Ph.D.	Yes	11
Nicols, Kay M.	Assoc. Professor	Ph.D.	Yes	17
Smart, Dennis L.	Assoc. Professor	Ph.D.	Yes	14
Daspit, Joshua J.	Asst. Professor	Ph.D.		1
Davis, Phillip E.	Asst. Professor	Ph.D.		3
Fox, Corey J.	Asst. Professor	Ph.D.		3
Ramachandran, Indu	Asst. Professor	Ph.D.		7
Solansky, Stephanie T.	Asst. Professor	Ph.D.		1
Wan, Min	Asst. Professor	Ph.D.		3

**Department of Marketing**

Fisk, Raymond P. Chair	Professor	Ph.D.	Yes	12
Badrinarayanan, Vishag A.	Professor	Ph.D.	Yes	14
Becerra, Enrique P.	Professor	Ph.D.	Yes	14
Sierra, Jeremy J.	Professor	Ph.D.	Yes	12
Smith, Karen H.	Professor	Ph.D.	Yes	26
Taylor, Ruth A.	Professor	Ph.D.	Yes	32
Zank, Gail M.	Professor	Ph.D.	Yes	18
Natesan, N. Chinna	Assoc. Professor	Ph.D.	Yes	27
Suh, Taewon	Assoc. Professor	Ph.D.	Yes	16
Turri, Anna M.	Assoc. Professor	Ph.D.	Yes	8
Wilson, Richard T.	Assoc. Professor	Ph.D.	Yes	5
Anderson, Sidney T.	Asst. Professor	Ph.D.		3
Gupta, Aditya	Asst. Professor	Ph.D.		1
Moradi, Masoud	Asst. Professor	Ph.D.		1
Alkire, Linda	Asst. Professor	Ph.D.		3
Rayburn, Steven W.	Asst. Professor	Ph.D.		6

**COLLEGE OF EDUCATION****Department of Counseling, Leadership, Adult Education, and School Psychology**

Fall, Kevin A. Chair	Professor	Ph.D.	Yes	12
Brooks, Ann	Professor	Ed.D.	Yes	16
Guajardo, Miguel	Professor	Ph.D.	Yes	15
Larrotta, Clarena	Professor	Ph.D.	Yes	13
Lasser, Jon S.	Professor	Ph.D.	Yes	18

Price, Larry R.	Professor	Ph.D.	Yes	19
Waite, Duncan	Professor	Ph.D.	Yes	20
Coryell, Joellen E.	Assoc. Professor	Ph.D.	Yes	8
Guerra, Patricia L.	Assoc. Professor	Ph.D.	Yes	16
Haber-Curran, Paige	Assoc. Professor	Ph.D.	Yes	8
Hartwig, Elizabeth K.	Assoc. Professor	Ph.D.	Yes	7
Jantz, Paul B.	Assoc. Professor	Ph.D.	Yes	8
Koschoreck, James W.	Assoc. Professor	Ph.D.	Yes	2
Martinez, Melissa A.	Assoc. Professor	Ph.D.	Yes	7½
Reardon, Robert F.	Assoc. Professor	Ph.D.	Yes	13
Ybanez-Llorente, Kathy	Assoc. Professor	Ph.D.	Yes	12
Blalock, Sarah M.	Asst. Professor	Ph.D.		3
Dean, Shannon R.	Asst. Professor	Ph.D.		5
Dennison, Andrea B.	Asst. Professor	Ph.D.		3
Flasch, Paulina S.	Asst. Professor	Ph.D.		3
Fulton, Cheryl L.	Asst. Professor	Ph.D.		6
Greene-Rooks, Jennifer H.	Asst. Professor	Ph.D.		5
Haiyasoso, Maria D.	Asst. Professor	Ph.D.		3
Harris, Shaywana L.	Asst. Professor	Ph.D.		2
Lustick, Hilary A.	Asst. Professor	Ph.D.		3
Purswell, Katherine E.	Asst. Professor	Ph.D.		1
Rivera, Marialena D.	Asst. Professor	Ph.D.		3
Straubhaar, Rolf J.	Asst. Professor	Ph.D.		2

**Department of Curriculum and Instruction**

Holschuh, Jodi P. Chair	Professor	Ph.D.	Yes	10
Ash, Gwynne E.	Professor	Ph.D.	Yes	15
Assaf, Lori C.	Professor	Ph.D.	Yes	16
Bond, J. Nathan	Professor	Ph.D.	Yes	21
Fite, Kathleen E.	Professor	Ed.D.	Yes	46
Garza, Rubén	Professor	Ph.D.	Yes	17
Huling, Leslie L.	Professor	Ed.D.	Yes	33
Paulson, Eric J.	Professor	Ph.D.	Yes	9
Scheuermann, Brenda K.	Professor	Ph.D.	Yes	31
Smith, Patrick H.	Professor	Ph.D.	Yes	2
Acee, Taylor W.	Assoc. Professor	Ph.D.	Yes	10
Allsup, Roxane C.	Assoc. Professor	Ph.D.	Yes	18
Armstrong, Sonya L.	Assoc. Professor	Ed.D.	Yes	3
Billingsley, Glenna M.	Assoc. Professor	Ph.D.	Yes	7
Ciullo, Stephen P.	Assoc. Professor	Ph.D.	Yes	7
Delaney, Carol	Assoc. Professor	Ph.D.	Yes	12½
Dickinson, Gail	Assoc. Professor	Ph.D.	Yes	11
Gainer, Jesse S.	Assoc. Professor	Ph.D.	Yes	14
Hodges, Russell B.	Assoc. Professor	Ed.D.	Yes	33
Huerta, Mary E.	Assoc. Professor	Ph.D.	Yes	13
Jackson, Julie	Assoc. Professor	Ph.D.	Yes	13
Kinard, Timothy A.	Assoc. Professor	Ph.D.	Yes	13

Lang, Russell B.	Assoc. Professor	Ph.D.	Yes	9
Lopez, Minda M.	Assoc. Professor	Ph.D.	Yes	13
Murillo Benjemea, Luz A.	Assoc. Professor	Ph.D.	Yes	2
O'Neal, Sharon F.	Assoc. Professor	Ph.D.	Yes	18½
Payne, Emily M.	Assoc. Professor	Ed.D.	Yes	31
Pimentel, Charise N.	Assoc. Professor	Ph.D.	Yes	14
Saunders, Jane M.	Assoc. Professor	Ph.D.	Yes	11½
Smith, Shaunna F.	Assoc. Professor	Ed.D.	Yes	7
Summers, Emily J.	Assoc. Professor	Ed.D.	Yes	14
Werner, Patrice H.	Assoc. Professor	Ph.D.	Yes	31
Brooks, Maneka D.	Asst. Professor	Ph.D.		5
Colegrove, Kiyomi S.	Asst. Professor	Ph.D.		4
Collins, Alyson A.	Asst. Professor	Ph.D.		4
Collins, Kristina H.	Asst. Professor	Ph.D.		4
Fong, Carlton J.	Asst. Professor	Ph.D.		2
Forsythe, Michelle E.	Asst. Professor	Ph.D.		3
Johnson, Marcus W.	Asst. Professor	Ph.D.		2
Maldonado, Luz A.	Asst. Professor	Ph.D.		6
Silva, Juanita M.	Asst. Professor	Ph.D.		1
Suh, Emily K.	Asst. Professor	Ph.D.		1
Thomas, Cathy	Asst. Professor	Ph.D.		2
Van Overschelde, James P.	Asst. Professor	Ph.D.		7
Waite, Susan F.	Asst. Professor	Ed.D.	Yes	20

**Department of Health and Human Performance**

Meaney, Karen S. Chair	Professor	Ed.D.	Yes	10
Hamilton, Michelle	Professor	Ph.D.	Yes	18
Harter, Rod A.	Professor	Ph.D.	Yes	10
Knudson, Duane V.	Professor	Ph.D.	Yes	10
McCurdy, Kevin W.	Professor	Ph.D.	Yes	13
Walker, John L.	Professor	Ed.D.	Yes	27
Wiley, David C.	Professor	Ph.D.	Yes	31
Awoniyi, Stephen A.	Assoc. Professor	Ph.D.	Yes	20
Griffin, Luther K.	Assoc. Professor	Ph.D.	Yes	6
Hodges, Janet S.	Assoc. Professor	Ph.D.	Yes	9
Housman, Jeff M.	Assoc. Professor	Ph.D.	Yes	11
Litchke, Lyn G.	Assoc. Professor	Ph.D.	Yes	17
Liu, Ting	Assoc. Professor	Ph.D.	Yes	10
Mettler, Joni A.	Assoc. Professor	Ph.D.	Yes	7
Williams, Jr., Ronald D.	Assoc. Professor	Ph.D.	Yes	6
Zimmerman-Somoza, Jo An	Assoc. Professor	Ph.D.	Yes	12
Deringer, Stephen A.	Asst. Professor	Ed.D.		1
Dixon, Mary O.	Asst. Professor	Ph.D.		6
Farnsworth II, James L.	Asst. Professor	Ph.D.		1
Fraser, Melissa A.	Asst. Professor	Ph.D.		3
Hunter, Stacy D.	Asst. Professor	Ph.D.		2
Kim, Junhyoung	Asst. Professor	Ph.D.		2

Kipp, Lindsay E.	Asst. Professor	Ph.D.		4
Li, Yumeng	Asst. Professor	Ph.D.		1
McAllister, Matthew J.	Asst. Professor	Ph.D.		1
Myers, Natalie L.	Asst. Professor	Ph.D.		2

## COLLEGE OF FINE ARTS AND COMMUNICATION

### School of Art and Design

Niblett, Michael L. Director	Professor	M.F.A.	Yes	9
Colombik, Roger B.	Professor	M.F.A.	Yes	31
Davis, Jeffrey G.	Professor	M.F.A.	Yes	21
Dell, Jeffrey	Professor	M.F.A.	Yes	19
Meek, William	Professor	M.F.A.	Yes	29
Penn, Beverly	Professor	M.F.A.	Yes	29
Reid, Randall T.	Professor	M.F.A.	Yes	31
Stone, Barry D.	Professor	M.F.A.	Yes	12
Todd, Mark E.	Professor	M.F.A.	Yes	41
Duganne, Erina D.	Assoc. Professor	Ph.D.	Yes	13
Evans-Palmer, Teri E.	Assoc. Professor	Ph.D.	Yes	15
Fauerso, Johanna R.	Assoc. Professor	M.F.A.	Yes	12
Fitzpatrick, Thomas C.	Assoc. Professor	M.F.A.	Yes	9
Lawrence, Grayson B.	Assoc. Professor	M.F.A.	Yes	15
Mallios, Jessica E.	Assoc. Professor	M.F.A.	Yes	5
Reed, Jason A.	Assoc. Professor	M.F.A.	Yes	11
Rodda, Elizabeth C.	Assoc. Professor	M.F.A.	Yes	7
Roeschmann, Claudia	Assoc. Professor	M.F.A.	Yes	16
Sterling, Holly H.	Assoc. Professor	B.F.A.	Yes	24
Tarver, Gina M.	Assoc. Professor	Ph.D.	Yes	10
Allen, Brian S.	Asst. Professor	M.F.A.		6
Faber, Jonathan J.	Asst. Professor	M.F.A.		5
Johnson, Bethany J.	Asst. Professor	M.F.A.		2
Justice, Sean B.	Asst. Professor	Ed.D.		3
Lee, Alice J.	Asst. Professor	M.Des.		1
Lieber, Jeffrey D.	Asst. Professor	Ph.D.		1
Kim, MiHyun	Asst. Professor	M.F.A.		3
Menjivar, Mark J.	Asst. Professor	M.F.A.		4½
Moore, Kathryn B.	Asst. Professor	Ph.D.		4
Sherman, Marika A.	Asst. Professor	M.F.A.		3
Stob, Jennifer F.	Asst. Professor	Ph.D.		5
Veselka, Holly E.	Asst. Professor	M.F.A.		3

### Department of Communication Studies

Timmerman, Charles Erik Chair	Professor	Ph.D.	Yes	2
Houser, Marian L.	Professor	Ph.D.	Yes	16
Keeley-Vassberg, Maureen	Professor	Ph.D.	Yes	24
Mandziuk, Roseann M.	Professor	Ph.D.	Yes	32



Villagran, Melinda M.	Professor	Ph.D.	Yes	7
Burke, Patricia J.	Assoc. Professor	Ph.D.	Yes	6
Burnette, Ann E.	Assoc. Professor	Ph.D.	Yes	27
Fox, Rebekah L.	Assoc. Professor	Ph.D.	Yes	10
Horan, Sean M.	Assoc. Professor	Ph.D.	Yes	5
Timmerman, Lindsay M.	Assoc. Professor	Ph.D.	Yes	2
Dailey, Stephanie L.	Asst. Professor	Ph.D.		5
Eger, Elizabeth K.	Asst. Professor	Ph.D.		2
Miller, Joshua H.	Asst. Professor	Ph.D.		1

### School of Journalism and Mass Communication

Oskam, Judith B.	Professor	Ed.D.	Yes	13
Director				
Grimes, Thomas	Professor	Ph.D.	Yes	12
Haigh, Michel M.	Professor	Ph.D.	Yes	2
Peirce-Burleson, Katherine L.	Professor	Ph.D.	Yes	30
Rao, Sandhya	Professor	Ph.D.	Yes	27
Royal, Cindy L.	Professor	Ph.D.	Yes	13
England, Michael T.	Assoc. Professor	Ph.D.	Yes	26
Fluker, Laurie H.	Assoc. Professor	Ph.D.	Yes	30
Muk, Alexander Y.	Assoc. Professor	Ph.D.	Yes	11½
Niekamp, Raymond	Assoc. Professor	Ph.D.	Yes	19
Weill, Susan	Assoc. Professor	Ph.D.	Yes	17
Carter, Daniel W.	Asst. Professor	Ph.D.		2
Craig, Clay M.	Asst. Professor	Ph.D.		3
Devlin, Michael B.	Asst. Professor	Ph.D.		3
Ehmer, Emily A.	Asst. Professor	Ph.D.		5
Higgins Joyce, Vanessa D.	Asst. Professor	Ph.D.		6
Kaufhold, William T.	Asst. Professor	Ph.D.		4½
Ngondo, Prisca S.	Asst. Professor	Ph.D.		4

### School of Music

Clark, Thomas S.	Professor	D.M.A.	Yes	11
Director				
Brinckmeyer, Lynn	Professor	Ph.D.	Yes	14
Cavitt, Mary E.	Professor	Ph.D.	Yes	13
Davidson, Ian B.	Regents' Professor	D.M.A.	Yes	28
Gonzalez, Genaro	Professor	M.M.	Yes	37
Hurt, Charles R.	Professor	M.M.	Yes	42
Jones, Adah T.	Professor	D.A.	Yes	37
Kwak, Jason J.	Professor	D.M.A.	Yes	11
Ledbetter, Lynn F.	Professor	D.M.A.	Yes	25
Martin, Joey	Professor	D.M.A.	Yes	19
Rodríguez, Raúl I.	Professor	M.M.	Yes	24
Schmidt, John C.	Professor	Ph.D.	Yes	42
Schuler, Nico	Professor	Ph.D.	Yes	18
Winking, Keith R.	Professor	D.M.A.	Yes	28
Babcock, Jonathan P.	Assoc. Professor	D.M.A.	Yes	31

Beatty, Caroline C.	Assoc. Professor	D.M.A.	Yes	12
Erickson, Mark C.	Assoc. Professor	B.M.	Yes	27
Glaser, Kyle R.	Assoc. Professor	D.M.A.	Yes	7
Gonzales, Cynthia	Assoc. Professor	Ph.D.	Yes	15
Lopez, Jr., John A.	Assoc. Professor	M.M.	Yes	27
McCain, Martin G.	Assoc. Professor	D.M.A.	Yes	9
Pedroza, Ludim R.	Assoc. Professor	Ph.D.	Yes	8
Oxford, William	Assoc. Professor	D.M.A.	Yes	16
Tangarov, Vanguel G.	Assoc. Professor	D.M.A.	Yes	7
Ulen, Robert C.	Assoc. Professor	M.M.	Yes	9
Asbell, Stephanie A.	Asst. Professor	D.M.A.		5
Brecheen, Daveda K.	Asst. Professor	M.M.		1
Cheetham, Andrew L.	Asst. Professor	D.M.A.		1
Denis, John M.	Asst. Professor	Ph.D.		2
Haight, Russell P.	Asst. Professor	D.M.A.		5
Harrison, Jacob G.	Assoc. Professor	D.M.A.		1
Ippolito, Michael L.	Asst. Professor	D.M.A.		5
Novak II, Richard A.	Asst. Professor	D.M.A.		3
Rabotkina, Daria S.	Asst. Professor	D.M.A.		3
Ramo-Gechter, Suzanne D.	Asst. Professor	D.M.A.		1
Reynolds, Marc D.	Asst. Professor	D.M.A.		1
Soto, Amanda C.	Asst. Professor	Ph.D.		5
Steiger, Caroline N.	Asst. Professor	D.M.A.		3
Tast, Rebecca L.	Asst. Professor	Ph.D.		4

**Department of Theatre and Dance**

Alley, Debbie R. Chair	Professor	M.F.A.	Yes	6
Costello, J. Michael	Professor	M.F.A.	Yes	18
Nance, Michelle E.	Professor	M.F.A.	Yes	16
Ney, Charles	Professor	Ph.D.	Yes	16
Ney, Michelle	Professor	M.F.A.	Yes	20
Peeler, William R.	Professor	M.F.A.	Yes	31
Smith, LeAnne	Professor	M.F.A.	Yes	36
Abate, Cassandra Ann	Assoc. Professor	M.F.A.	Yes	7
Baer, Ana Carrillo	Assoc. Professor	M.F.A.	Yes	11
DeVol, Cheri P.	Assoc. Professor	M.F.A.	Yes	5
Lane, Laura	Assoc. Professor	B.F.A.	Yes	15
Maines, Sarah	Assoc. Professor	M.F.A.	Yes	9
Mozon, Nadine D.	Assoc. Professor	M.F.A.	Yes	13
Smith, Shane K.	Assoc. Professor	M.F.A.	Yes	16
Wesley, Nicole L.	Assoc. Professor	M.F.A.	Yes	4
Brown, Kaysie S.	Asst. Professor	M.F.A.		6
Glasheen-Dentino, Kathryn P.	Asst. Professor	M.F.A.		3
McAllister, John J.	Asst. Professor	M.F.A.		2
McWilliams, Brandon R.	Asst. Professor	M.F.A.		3
Ruiz, Gerardo J.	Asst. Professor	M.F.A.		1

## COLLEGE OF HEALTH PROFESSIONS

### Program in Clinical Laboratory Science

Rohde, Rodney E. Program Chair	Professor	Ph.D.	Yes	17½
Falleur, David M.	Assoc. Professor	M.Ed.	Yes	45
Patterson, Thomas L.	Assoc. Professor	M.S.	Yes	11
Redwine, Gerald D.	Assoc. Professor	Ph.D.	Yes	11

### Department of Communication Disorders

Fleming, Valerie B. Chair	Assoc. Professor	Ph.D.	Yes	12
Domsch, Celeste A.	Assoc. Professor	Ph.D.	Yes	12
Gonzales, Maria Diana	Assoc. Professor	Ph.D.	Yes	19
Irani, Farzan	Assoc. Professor	Ph.D.	Yes	9
Resendiz, Maria D.	Assoc. Professor	Ph.D.	Yes	9
Mohan, Ranjini	Asst. Professor	Ph.D.		2
Schwarz, Amy L.	Asst. Professor	Ph.D.		6

### School of Health Administration

Brooks, Matthew S. Director	Professor	Ph.D.	Yes	9
Nowicki, Michael	Professor	Ed.D.	Yes	33
Renick, Cecil O.	Professor	J.D.	Yes	19
Shanmugam, Ram	Professor	Ph.D.	Yes	18
Kruse, Clemens Scott	Assoc. Professor	Ph.D.	Yes	6
Lieneck, Cristian H.	Assoc. Professor	Ph.D.	Yes	9
Ramamonjivarivelo, Zo H.	Assoc. Professor	Ph.D.		2
Betancourt, Jose A.	Assoc. Professor	D.P.H.		1½
Fulton, Lawrence V.	Assoc. Professor	Ph.D.		6½
Mileski, Michael	Asst. Professor	D.C.		6
Stigler Granados, Paula E.	Asst. Professor	Ph.D.		1

### Department of Health Information Management

McLeod, Jr., Alexander J. Chair	Assoc. Professor	Ph.D.	Yes	4
Moczygemba, Jacqueline A.	Assoc. Professor	M.B.A.	Yes	24
Wang, Tiankai	Assoc. Professor	Ph.D.	Yes	10
Dolezel, Diane M.	Asst. Professor	Ph.D.		9
Gibbs, David L.	Asst. Professor	Ph.D.		4
Hewitt, Barbara	Asst. Professor	Ph.D.		17

### St. David's School of Nursing

Erbin-Roesemann, Marla A. Director	Professor	Ph.D.	Yes	11
Covington, Barbara G.	Assoc. Professor	Ph.D.	Yes	11
Benavente, Viola G.	Asst. Professor	Ph.D.		3
Bloom, Rosaleen D.	Asst. Professor	Ph.D.		1

Dolan, Diana M.	Asst. Professor	Ph.D.		2
Levenson, Shirley A.	Asst. Professor	Ph.D.		7
Mitchell, Star A.	Asst. Professor	Ph.D.		3
Smith, Kathryn S.	Asst. Professor	Ed.D.		2

**Department of Physical Therapy**

Sanders, Barbara L. Chair	Professor	Ph.D.	Yes	34
Gibbs, Karen A.	Professor	D.P.T.	Yes	15
Bezner, Janet R.	Assoc. Professor	Ph.D.	Yes	12
Gobert, Denise V. N.	Assoc. Professor	Ph.D.	Yes	13
Stickley, Lois A.	Assoc. Professor	Ph.D.		5

**Program in Radiation Therapy**

Lozano, Reynaldo G. Program Chair	Assoc. Professor	Ph.D.	Yes	21½
Trad, Megan L.	Assoc. Professor	Ph.D.	Yes	10

**Department of Respiratory Care**

Marshall, Sam Gregory Chair	Professor	Ph.D.	Yes	39
Ari, Arzu	Professor	Ph.D.		2
Russian, Christopher J.	Professor	Ph.D.	Yes	19½
Collins, Kevin P.	Assoc. Professor	M.S.	Yes	12
Gardner, Donna D.	Assoc. Professor	D.P.H.		2
Gonzales, Joshua F.	Assoc. Professor	D.H.S.	Yes	12
Henry, Nicholas R.	Assoc. Professor	M.S.	Yes	8
Rodrigues, Nathan A.	Asst. Professor	Ph.D.		1½

**COLLEGE OF LIBERAL ARTS**

**Department of Anthropology**

Erhart, Elizabeth Chair	Professor	Ph.D.	Yes	18
Agwuele, Augustine	Professor	Ph.D.	Yes	15
Bousman, Charles B.	Professor	Ph.D.	Yes	20
Conlee, Christina	Professor	Ph.D.	Yes	14
Garber, James F.	Professor	Ph.D.	Yes	35
McGee, Reece Jon	Professor	Ph.D.	Yes	34
Pruetz, Jill D.	Professor	Ph.D.	Yes	2
Reilly, Frank K.	Professor	Ph.D.	Yes	27
Spradley, Martha K.	Professor	Ph.D.	Yes	11
Warmes, Richard L.	Professor	Ph.D.	Yes	31
Wescott, Daniel J.	Professor	Ph.D.	Yes	8
Black, Stephen L.	Assoc. Professor	Ph.D.	Yes	11
Brunson, Emily K.	Assoc. Professor	Ph.D.	Yes	8½
Hamilton, Michelle D.	Assoc. Professor	Ph.D.	Yes	13
Juarez, Ana M.	Assoc. Professor	Ph.D.	Yes	24

Taylor, Nicole L.	Assoc. Professor	Ph.D.		3
<b>Department of English</b>				
Lochman, Daniel T. Chair	Professor	Ph.D.	Yes	37
Bell-Metereau, Rebecca L.	Professor	Ph.D.	Yes	38
Blair, John M.	University Distinguished Professor	Ph.D.	Yes	30
Cassells III, Cyrus	Professor	A.B.	Yes	22
Chavkin, Allan R.	Professor	Ph.D.	Yes	41
Grimes, Thomas J.	Professor	M.F.A.	Yes	27
Heaberlin, Dickie M.	Professor	Ph.D.	Yes	52
Holt, Elvin	Professor	Ph.D.	Yes	36
Jackson, Rebecca L.	Professor	Ph.D.	Yes	18
Jones, Roger D.	Professor	Ph.D.	Yes	32
Ledbetter, Kathryn	Professor	Ph.D.	Yes	19
Monroe, Debra F.	Professor	Ph.D.	Yes	27
Morrison, Susan S.	Professor	Ph.D.	Yes	26
Olson, Marilynn S.	Professor	Ph.D.	Yes	36
Peirce, Kathleen C.	Professor	M.F.A.	Yes	26
Pimentel, Octavio	Professor	Ph.D.	Yes	14
Rosenberg, Teya	Professor	Ph.D.	Yes	23
Roundtree, Aimee K.	Professor	Ph.D.	Yes	5
Skerpan-Wheeler, Elizabeth P.	Professor	Ph.D.	Yes	36
Tally, Jr., Robert T.	Professor	Ph.D.	Yes	14
Williams, Miriam F.	Professor	Ph.D.	Yes	15
Wilson, Steven M.	Professor	M.F.A.	Yes	32
Zhu, Pinfan	Professor	Ph.D.	Yes	14
Balzhiser, Deborah Ann	Assoc. Professor	Ph.D.	Yes	24
Banerjee, Suparno	Assoc. Professor	Ph.D.	Yes	9
Dorst, Douglas K.	Assoc. Professor	M.F.A.	Yes	8
Falocco, Joseph R.	Assoc. Professor	Ph.D.	Yes	8
Mejia, Jaime A.	Assoc. Professor	Ph.D.	Yes	28
Mogull, Scott Alexander	Assoc. Professor	Ph.D.	Yes	7
Smith, Victoria L.	Assoc. Professor	Ph.D.	Yes	16
Wend-Walker, Graeme A.	Assoc. Professor	Ph.D.	Yes	13
Wilson, Nancy A.	Assoc. Professor	Ph.D.	Yes	24
duBois, Jennifer J.	Asst. Professor	M.F.A.		6
Kapurch, Katherine M.	Asst. Professor	Ph.D.		5
Leake, Eric W.	Asst. Professor	Ph.D.		6
McClancy, Kathleen R.	Asst. Professor	Ph.D.		6
Parks, Cecily G.	Asst. Professor	Ph.D.		5
Ramirez, Sara A.	Asst. Professor	Ph.D.		1
Reeves, James B.	Asst. Professor	Ph.D.		1
Saldivar III, Samuel	Asst. Professor	Ph.D.		1
Schwebel, Leah A.	Asst. Professor	Ph.D.		5
Weng, Julie M.	Asst. Professor	Ph.D.		1

**Department of Geography**

Lu, Yongmei Chair	Professor	Ph.D.	Yes	17
Blanchard-Boehm, Denise	Professor	Ph.D.	Yes	27
Boehm, Richard G.	Professor	Ph.D.	Yes	42
Butler, David R.	Regents' Professor	Ph.D.	Yes	21
Dixon, Richard W.	Professor	Ph.D.	Yes	24
Earl, Richard A.	Professor	Ph.D.	Yes	28
Giordano, Alberto	Professor	Ph.D.	Yes	16
Julian, Jason P.	Professor	Ph.D.	Yes	6
Muniz Solari, Osvaldo A.	Professor	Ph.D.	Yes	12
Tiefenbacher, John P.	Professor	Ph.D.	Yes	27
Zhan, F. Benjamin	Professor	Ph.D.	Yes	24
Blue, Sarah A.	Assoc. Professor	Ph.D.	Yes	8
Chow, Tzee-Ku E.	Assoc. Professor	Ph.D.	Yes	9
Currit, Nathan Allen	Assoc. Professor	Ph.D.	Yes	13
Hagelman III, Ronald R.	Assoc. Professor	Ph.D.	Yes	12
Jensen, Jennifer	Assoc. Professor	Ph.D.	Yes	10
Jo, Injeong	Assoc. Professor	Ph.D.	Yes	7
Ballinger, Thomas J.	Asst. Professor	Ph.D.		4
Devine, Jennifer A.	Asst. Professor	Ph.D.		4
Li, Yanan	Asst. Professor	Ph.D.		1
Meitzen, Kimberly M.	Asst. Professor	Ph.D.		6
Myles, Colleen C.	Asst. Professor	Ph.D.		6
Sarmiento, Eric R.	Asst. Professor	Ph.D.		3
Savelyev, Alexander	Asst. Professor	Ph.D.		3
Weaver, Russell C.	Asst. Professor	Ph.D.		5
Yuan, Yihong	Asst. Professor	Ph.D.		5

**Department of History**

Murphy, Angela F. Chair	Professor	Ph.D.	Yes	13
Hart, Paul	Professor	Ph.D.	Yes	19
Margerison, Jr., Kenneth H.	Professor	Ph.D.	Yes	47
McWilliams, James	Professor	Ph.D.	Yes	18½
Yick, Joseph K.	Professor	Ph.D.	Yes	30
Berlage, Nancy Kay	Assoc. Professor	Ph.D.	Yes	7
Bishop, Elizabeth A.	Assoc. Professor	Ph.D.	Yes	11
Cagniard, Pierre F.	Assoc. Professor	Ph.D.	Yes	31½
de la Puente, José Carlos	Assoc. Professor	Ph.D.	Yes	9
Dedek, Peter B.	Assoc. Professor	Ph.D.	Yes	16
Helgeson, Jeffrey L.	Assoc. Professor	Ph.D.	Yes	9
Johnson, Ronald Angelo	Assoc. Professor	Ph.D.	Yes	9
Mckiernan, John Raymond	Assoc. Professor	Ph.D.	Yes	6
Menninger, Margaret Eleanor	Assoc. Professor	Ph.D.	Yes	19
Montgomery, Rebecca	Assoc. Professor	Ph.D.	Yes	14
Pliley, Jessica R.	Assoc. Professor	Ph.D.	Yes	9
Renold, Leah M.	Assoc. Professor	Ph.D.	Yes	12

Rivaya-Martinez, Joaquin	Assoc. Professor	Ph.D.	Yes	11
Romo, Anadelia	Assoc. Professor	Ph.D.	Yes	15
Tillman, Ellen D.	Assoc. Professor	Ph.D.	Yes	8
Damiano, Sara T.	Asst. Professor	Ph.D.		3
Ritter, Caroline B.	Asst. Professor	Ph.D.		4
Valencia, Louie D.	Asst. Professor	Ph.D.		2

#### Department of World Languages and Literatures

Harney, Lucy D. Ditto Chair	Professor	Ph.D.	Yes	23
Echeverria, Miriam B.	Professor	Ph.D.	Yes	33
Forrest, Jennifer	Professor	Ph.D.	Yes	30
Glajar, Valentina	Professor	Ph.D.	Yes	16
Jaffe, Catherine M.	Professor	Ph.D.	Yes	33
Martin, Carole F.	Professor	Ph.D.	Yes	20
Martínez, Sergio M.	Professor	Ph.D.	Yes	14
Porras, Jorge Yuri	Professor	Ph.D.	Yes	14
Ugalde, Sharon E.	University Distinguished Professor	Ph.D.	Yes	46
Beale-Rosano-Rivaya, Yasmine C.	Assoc. Professor	Ph.D.	Yes	13
Cuadrado, Agustin	Assoc. Professor	Ph.D.	Yes	11
Golato, Peter S.	Assoc. Professor	Ph.D.	Yes	6
Gragera, Antonio	Assoc. Professor	Ph.D.	Yes	19
Intersimone, Luis A.	Assoc. Professor	Ph.D.	Yes	10
Juge, Matthew L.	Assoc. Professor	Ph.D.	Yes	17
Locklin, Blake	Assoc. Professor	Ph.D.	Yes	20
Pujalte, Maria Nieves	Assoc. Professor	Ph.D.	Yes	10
Abreu Mendoza, Carlos	Asst. Professor	Ph.D.		5
Haegele, Lisa K.	Asst. Professor	Ph.D.		2
Hayashi, Kaoru	Asst. Professor	Ph.D.		1
Navarro, David D.	Asst. Professor	Ph.D.		5

#### Department of Philosophy

Hanks, Craig Chair	Professor	Ph.D.	Yes	19
Hutcheson, Peter W.	Professor	Ph.D.	Yes	40
Luizzi, Vincent L.	Professor	Ph.D.	Yes	46
Raphael, Rebecca	Professor	Ph.D.	Yes	20
Yuan, Lijun	Professor	Ph.D.	Yes	16
Marquez, Ivan	Assoc. Professor	Ph.D.	Yes	7
Baltzly, Vaughn B.	Asst. Professor	Ph.D.		3
Barcenas Pardo, Alejandro	Asst. Professor	Ph.D.		6
Fischer, Robert W.	Asst. Professor	Ph.D.		6
Gallegos de Castillo, Lori L.	Asst. Professor	Ph.D.		3
Laycock, Joseph P.	Asst. Professor	Ph.D.		5
Lewis, Holly M.	Asst. Professor	Ph.D.		6

**Department of Political Science**

Grasso, Kenneth L. Chair	Professor	Ph.D.	Yes	27
Balanoff, Howard R.	Professor	D.E.D.	Yes	44
Brittain, Vicki S.	Professor	Ph.D.	Yes	40
Kens, Paul A.	Professor	Ph.D.	Yes	32
Longoria, Jr., Thomas	Professor	Ph.D.	Yes	11
Opheim, Cynthia L.	Professor	Ph.D.	Yes	32
Rahm, Dianne	Professor	Ph.D.	Yes	11
Shields, Patricia M.	Professor	Ph.D.	Yes	41½
Tajalli, Hassan	Professor	Ph.D.	Yes	31
Ward, Kenneth	Professor	Ph.D.	Yes	21
Brown, Christopher R.	Assoc. Professor	J.D.	Yes	12
Crossett, Gregory Lynn	Assoc. Professor	J.D.	Yes	18
DeHart, Paul R.	Assoc. Professor	Ph.D.	Yes	10
DeSoto, William H.	Assoc. Professor	Ph.D.	Yes	29
Doyle II, Thomas Earl	Assoc. Professor	Ph.D.	Yes	7
Fields III, Willard M.	Assoc. Professor	Ph.D.	Yes	8
Hanks, Emily K.	Assoc. Professor	Ph.D.	Yes	9
Leder, Arnold	Assoc. Professor	Ph.D.	Yes	47
Mihalkanin, Edward	Assoc. Professor	Ph.D.	Yes	29
Rangarajan, Nandhini	Assoc. Professor	Ph.D.	Yes	14
Sanchez-Sibony, Omar	Assoc. Professor	Ph.D.	Yes	10
Wright, Walter A.	Assoc. Professor	J.D.	Yes	22
Yun, Hyun J.	Assoc. Professor	Ph.D.	Yes	12
Bagnulo, Ashleen K.	Asst. Professor	Ph.D.		3
Castillo, Cecilia R.	Asst. Professor	Ph.D.	Yes	28
Evans, Michelle L.	Asst. Professor	J.D.		9
Faber, Michael J.	Asst. Professor	Ph.D.		5
Popescu, Ionut C.	Asst. Professor	Ph.D.		2

**Department of Psychology**

Kelemen, William L. Chair	Professor	Ph.D.	Yes	8
Ceballos, Natalie A.	Professor	Ph.D.	Yes	12
Czyzewska, Maria	Professor	Ph.D.	Yes	31
Davis, John M.	Professor	Ph.D.	Yes	45
Etherton, Joseph L.	Professor	Ph.D.	Yes	13
Graham, Reiko	Professor	Ph.D.	Yes	14
Mendez, Roque V.	Professor	Ph.D.	Yes	30
Osborne, Randall	Professor	Ph.D.	Yes	18
Haskard Zolnierrek, Kelly B.	Assoc. Professor	Ph.D.	Yes	12
Howard, Krista J.	Assoc. Professor	Ph.D.	Yes	9
Oberle, Crystal	Assoc. Professor	Ph.D.	Yes	14
Schepis, Ty	Assoc. Professor	Ph.D.	Yes	10
Westerberg, Carmen E.	Assoc. Professor	Ph.D.	Yes	8
Abramovitch, Amitai	Asst. Professor	Ph.D.		4



Deason, Rebecca G.	Asst. Professor	Ph.D.		6
De Nadai, Alessandro S.	Asst. Professor	Ph.D.		2
Hu, Yuequin	Asst. Professor	Ph.D.		6
Tooley, Kristen M.	Asst. Professor	Ph.D.		6
Trujillo, Logan T.	Asst. Professor	Ph.D.		5
Warnell, Katherine R.	Asst. Professor	Ph.D.		3

### Department of Sociology

Smith, Chad L. Chair	Professor	Ph.D.	Yes	15
Day, Susan B.	Professor	Ph.D.	Yes	40
Giuffre, Patti	Professor	Ph.D.	Yes	21
Kotarba, Joseph A.	Professor	Ph.D.	Yes	9
Martínez, Gloria P.	Professor	Ph.D.	Yes	14
Pino, Nathan W.	Professor	Ph.D.	Yes	13
Watt, Toni Terling	Professor	Ph.D.	Yes	18
Anderson, Audwin L.	Assoc. Professor	Ph.D.	Yes	25
Chee, Kyong H.	Assoc. Professor	Ph.D.	Yes	13
Dietrich, David R.	Assoc. Professor	Ph.D.	Yes	8
Harris, Deborah A.	Assoc. Professor	Ph.D.	Yes	12
Majumdar, Debarun	Assoc. Professor	Ph.D.	Yes	18
Aldana Marquez, Beatriz	Asst. Professor	Ph.D.		1
Clement, Matthew T.	Asst. Professor	Ph.D.		4
Edwards, Michelle L.	Asst. Professor	Ph.D.		1
Kim, Seoyoun	Asst. Professor	Ph.D.		4
Pan, Xi	Asst. Professor	Ph.D.		3

## COLLEGE OF SCIENCE AND ENGINEERING

### Department of Biology

Hahn, Dittmar Chair	Professor	Ph.D.	Yes	15
Bonner, Timothy H.	Professor	Ph.D.	Yes	18
Forstner, Michael R.	Regents' Professor	Ph.D.	Yes	20
Gabor, Caitlin	Professor	Ph.D.	Yes	19
Garcia, Dana M.	Professor	Ph.D.	Yes	26
Green, Michael Clay	Professor	Ph.D.	Yes	14
Hardy, Thomas	Professor	Ph.D.	Yes	10
Huffman, David G.	Professor	Ph.D.	Yes	46
Lemke, David E.	Professor	Ph.D.	Yes	35
McLean, Robert J.C.	Regents' Professor	Ph.D.	Yes	26
Nice, Chris	Professor	Ph.D.	Yes	18
Nowlin, Weston Hugh	Professor	Ph.D.	Yes	14
Schwinning, Susan	Professor	Ph.D.	Yes	14½
Weckerly, Floyd	Professor	Ph.D.	Yes	17
Williamson, Paula S	University Distinguished Professor	Ph.D.	Yes	31
Castro-Arellano, Ivan	Assoc. Professor	Ph.D.	Yes	8

Daniel, Kristy L.	Assoc. Professor	Ph.D.	Yes	4
Dharmasiri, Nihal	Assoc. Professor	Ph.D.	Yes	14
Groeger, Alan W.	Assoc. Professor	Ph.D.	Yes	30
Kang, Hong-Gu	Assoc. Professor	Ph.D.	Yes	7½
Martin, Noland H.	Assoc. Professor	Ph.D.	Yes	13
Moody, Sandra West	Assoc. Professor	Ph.D.	Yes	30
Ott, James R.	Assoc. Professor	Ph.D.	Yes	26½
Schwartz, Benjamin F.	Assoc. Professor	Ph.D.	Yes	10½
Veech, Jr., Joseph A.	Assoc. Professor	Ph.D.	Yes	11
Weigum, Shannon E.	Assoc. Professor	Ph.D.	Yes	9
Westerlund, Julie F.	Assoc. Professor	Ph.D.	Yes	22
Carlos-Shanley, Camila	Asst. Professor	Ph.D.		1
Dutton, Jessica	Asst. Professor	Ph.D.		4
Fritts, Sarah R.	Asst. Professor	Ph.D.		2
Huertas Pau, Maria del Mar	Asst. Professor	Ph.D.		3
Rodriguez, David	Asst. Professor	Ph.D.		5
Schwalb, Astrid N.	Asst. Professor	Ph.D.		5
Serenari, Christopher	Asst. Professor	Ph.D.		1

#### Department of Chemistry and Biochemistry

Brittain, William J. Chair	Professor	Ph.D.	Yes	9
Beall, Gary W.	Regents' Professor	Ph.D.	Yes	18
Kerwin, Sean M.	Professor	Ph.D.	Yes	4
Kornienko, Alexander V.	Professor	Ph.D.	Yes	7
Lewis, Lysle	Professor	Ph.D.	Yes	18
Walter, Ronald B.	Professor	Ph.D.	Yes	32
Betancourt, Tania	Assoc. Professor	Ph.D.	Yes	8
Hudnall, Todd W.	Assoc. Professor	Ph.D.	Yes	9
Irvin, Jennifer A.	Assoc. Professor	Ph.D.	Yes	11
Ji, Chang	Assoc. Professor	Ph.D.	Yes	15
Martin, Benjamin	Assoc. Professor	Ph.D.	Yes	16
Whitten, Steven T.	Assoc. Professor	Ph.D.	Yes	10
Du, Liqin	Asst. Professor	Ph.D.		4
Hoffmann, William D.	Asst. Professor	Ph.D.		2
Lewis, Karen A.	Asst. Professor	Ph.D.		5
Luxford, Cynthia J.	Asst. Professor	Ph.D.		4
Rhodes, Christopher P.	Asst. Professor	Ph.D.		5
Xue, Xiaoyu	Asst. Professor	Ph.D.		1
Yost, Shane R.	Asst. Professor	Ph.D.		2

#### Department of Computer Science

Shi, Hongchi Chair	Professor	Ph.D.	Yes	12
Ali, Moonis	Professor	Ph.D.	Yes	28
Burtscher, Martin	Professor	Ph.D.	Yes	9
Hwang, Caneo Jinshong	Professor	Ph.D.	Yes	32
Guirguis, Mina S.	Professor	Ph.D.	Yes	13

Ngu, Hee Hiong	Professor	Ph.D.	Yes	17
Peng, Wuxu	Professor	Ph.D.	Yes	29
Chen, Xiao	Assoc. Professor	Ph.D.	Yes	20
Durrett, H. John	Assoc. Professor	Ph.D.	Yes	43
Gao, Ju	Assoc. Professor	Ph.D.	Yes	11
Gu, Qijun	Assoc. Professor	Ph.D.	Yes	14
Komogortsev, Oleg	Assoc. Professor	Ph.D.	Yes	10
Lu, Yijuan	Assoc. Professor	Ph.D.	Yes	11
Podorozhny, Rodion	Assoc. Professor	Ph.D.	Yes	15
Qasem, Apan Muhammad	Assoc. Professor	Ph.D.	Yes	12
Tamir, Dan	Assoc. Professor	Ph.D.	Yes	14
Zong, Ziliang	Assoc. Professor	Ph.D.	Yes	8
Metsis, Vangelis	Asst. Professor	Ph.D.		5
Tešić, Jelena	Asst. Professor	Ph.D.		2
Yan, Yan	Asst. Professor	Ph.D.		2
Yang, Guowei	Asst. Professor	Ph.D.		6
Yang, Kecheng	Asst. Professor	Ph.D.		1

### Ingram School of Engineering

Booth, Chad	Assoc. Professor	Ph.D.	Yes	18
Interim Director				
Droopad, Ravindranath	Professor	Ph.D.	Yes	11
McClellan, Stanley A.	Professor	Ph.D.	Yes	10
Schemmel, John J.	Professor	Ph.D.	Yes	5
Stephan, Karl	Professor	Ph.D.	Yes	19
Stern, Harold P.	Ingram Professor	Ph.D.	Yes	12
Asiabanpour, Bahram	Assoc. Professor	Ph.D.	Yes	16
Aslan, Semih	Assoc. Professor	Ph.D.	Yes	8
Chen, Heping	Assoc. Professor	Ph.D.	Yes	9
Chen, Yihong	Assoc. Professor	Ph.D.	Yes	10
Jimenez, Jesus	Assoc. Professor	Ph.D.	Yes	13
Jin, Tongdan	Assoc. Professor	Ph.D.	Yes	10
Novoa, Clara M.	Assoc. Professor	Ph.D.	Yes	14
Pérez, Eduardo	Assoc. Professor	Ph.D.	Yes	7
Stapleton, William A.	Assoc. Professor	Ph.D.	Yes	12
Tate, Jitendra S.	Assoc. Professor	Ph.D.	Yes	14
Yu, Qingkai	Assoc. Professor	Ph.D.	Yes	7½
Aguayo, Federico M.	Asst. Professor	Ph.D.		3
Dong, Zhijie	Asst. Professor	Ph.D.		2
Kim, Namwon	Asst. Professor	Ph.D.		5
Koutitas, Georgios	Asst. Professor	Ph.D.		3
Valles Molina, Damian	Asst. Professor	Ph.D.		2

### Department of Engineering Technology

Wilde, William J.	Professor	Ph.D.	Yes	5
Chair				
Winek, Gary J.	Professor	Ph.D.	Yes	38
Ameri, Farhad	Assoc. Professor	D.Eng.	Yes	10½

Kim, Yoo-Jae	Assoc. Professor	Ph.D.	Yes	10
Lee, Soon Jae	Assoc. Professor	Ph.D.	Yes	11
Song, In-Hyounk	Assoc. Professor	Ph.D.	Yes	9
You, Byoung Hee	Assoc. Professor	Ph.D.	Yes	10
Khaleghian, Seyedmeysam	Asst. Professor	Ph.D.		1
Talley, Kimberly Grau	Asst. Professor	Ph.D.		7½
Torres, Anthony S.	Asst. Professor	Ph.D.		6

**Department of Mathematics**

Morey, Susan Chair	Professor	Ph.D.	Yes	22
Curtin, Eugene	Professor	Ph.D.	Yes	31
Dix, Julio G.	Professor	Ph.D.	Yes	32
Gu, Weizhen	Professor	Ph.D.	Yes	29
Jia, Xingde	Professor	Ph.D.	Yes	19
Keller, Thomas M.	Professor	Ph.D.	Yes	22
Passty, Gregory B.	Professor	Ph.D.	Yes	37
Shen, Jian	Professor	Ph.D.	Yes	20
Sorto, Maria Alejandra	Professor	Ph.D.	Yes	14
Thickstun, Thomas L.	Professor	Ph.D.	Yes	38
Warshauer, Max L.	Regents' Professor	Ph.D.	Yes	40
Welsh, Stewart C.	Professor	Ph.D.	Yes	31
White, Alexander	Professor	Ph.D.	Yes	14
Acosta, Maria T.	Assoc. Professor	Ph.D.	Yes	27
Bishop, Jessica L.	Assoc. Professor	Ph.D.	Yes	3
Ferrero, Maria Daniela	Assoc. Professor	Ph.D.	Yes	19
Lee, Young Ju	Assoc. Professor	Ph.D.	Yes	5
Obara, Samuel	Assoc. Professor	Ph.D.	Yes	13
Snyder, David F.	Assoc. Professor	Ph.D.	Yes	31
Strickland, Sharon K.	Assoc. Professor	Ph.D.	Yes	10
Sun, Shuying	Assoc. Professor	Ph.D.	Yes	6
Treinen, Raymond F.	Assoc. Professor	Ph.D.	Yes	8
Zhao, Qiang	Assoc. Professor	Ph.D.	Yes	13
Czocher, Jennifer A.	Asst. Professor	Ph.D.		6
Dochtermann, Anton M.	Asst. Professor	Ph.D.		3
Hindes, Wade M.	Asst. Professor	Ph.D.		1
Lee, Hwa Young	Asst. Professor	Ph.D.		2
Lew, Kristen M.	Asst. Professor	Ph.D.		2
McCabe, Terence W.	Asst. Professor	Ph.D.	Yes	31
Melhuish, Kathleen M.	Asst. Professor	Ph.D.		3
Oh, Suho	Asst. Professor	Ph.D.		5
Rusnak, Lucas J.	Asst. Professor	Ph.D.		3
Sigley, Robert	Asst. Professor	Ph.D.		3
Warshauer, Hiroko K.	Asst. Professor	Ph.D.		6
Yang, Yong	Asst. Professor	Ph.D.		6

**Department of Physics**

Holtz, Mark W. Chair	Professor	Ph.D.	Yes	6½
Donnelly, David	Professor	Ph.D.	Yes	19
Myers II, Thomas H.	Professor	Ph.D.	Yes	11
Piner, Edwin L.	Professor	Ph.D.	Yes	8½
Close, Eleanor W.	Assoc. Professor	Ed.D.	Yes	5
Close, Hunter G.	Assoc. Professor	Ph.D.	Yes	8
Geerts, Wilhelmus J.	Assoc. Professor	Ph.D.	Yes	22
Spencer, Gregory F.	Assoc. Professor	Ph.D.	Yes	19
Theodoropoulou, Nikoleta	Assoc. Professor	Ph.D.	Yes	11
Wistey, Mark A.	Assoc. Professor	Ph.D.		2
Olmstead, Alice R.	Asst. Professor	Ph.D.		1
Rangelov, Blagoy	Asst. Professor	Ph.D.		3
Zakhidov, Alexander	Asst. Professor	Ph.D.		5

**FACULTY APPOINTMENTS, New (N) and Renewal (R)**

NAME	DEG	RANK	DEPARTMENT	%FTE	SALARY	PERIOD
<b>COLLEGE OF APPLIED ARTS</b>						
R Anderson, Lindsey	M.S.W.	Lecturer	Social Work	.20	0.00	Spring 2019
R Arledge II, Roy W.	J.D.	Lecturer	Criminal Justice	.20	4,112.00	Spring 2019
R Baker, Brian L.	J.D.	Lecturer	Criminal Justice	.20	4,112.00	Spring 2019
R Belcher-Roemmich, M.S.W. Breun M.	M.S.W.	Lecturer	Social Work	.40	7,000.00	Spring 2019
N Bensman, Todd J.	M.A.	Lecturer	Criminal Justice	.20	3,362.00	Spring 2019
N Bixby, John R.	M.B.A.	Lecturer	Occupational, Workforce, and Leadership Studies	.20	3,300.00	Spring 2019
N Blackwell, Angela	M.S.W.	Lecturer	Social Work	.20	3,500.00	Spring 2019
N Brooks, Richard S.	M.S.W.	Lecturer	Social Work	.20	3,500.00	Spring 2019
R Coombs, Robin G.	M.Ed.	Lecturer	Agriculture	.40	10,000.00	Spring 2019
N Coulter, Jeffrey R.	M.A.	Asst. Prof.	Military Science	1.00	0.00	Spring 2019
R Crawford, Michelle	M.Ed.	Lecturer	Family and Consumer Sciences	.75	18,636.39	Spring 2019
R Cunningham, Scott A.	Ph.D.	Lecturer	Criminal Justice	.20	4,112.00	Spring 2019
R Davis, Grace L.	M.S.W.	Lecturer	Social Work	.20	3,500.00	Spring 2019
R Dean, Yolanda I.	M.S.I.S.	Lecturer	Occupational, Workforce, and Leadership Studies	.20	3,300.00	Spring 2019
R DeVirgilio, Louis	M.S.I.S.	Lecturer	Occupational, Workforce, and Leadership Studies	.20	3,300.00	Spring 2019
R Drobeck, Bruce	Ph.D.	Lecturer	Family and Consumer Sciences	.20	5,000.00	Spring 2019
R Fisher, Deborah T.	M.S.	Lecturer	Family and Consumer Sciences	1.00	24,848.50	Spring 2019
N Frederick, Julie S.	J.D.	Lecturer	Criminal Justice	.20	4,112.00	Spring 2019
R Fuller, Noel A.	M.S.I.S.	Lecturer	Occupational, Workforce, and Leadership Studies	.20	3,300.00	Spring 2019
R Gibson, Patricia A.	Ed.D.	Lecturer	Occupational, Workforce, and Leadership Studies	.40	7,000.00	Spring 2019
R Grams, Mary A.	Ed.D.	Lecturer	Occupational, Workforce, and Leadership Studies	.20	3,500.00	Spring 2019
R Gray, Christine R.	Ph.D.	Sr. Lecturer	Family and Consumer Sciences	1.00	26,090.96	Spring 2019
N Green-Pimentel, Leslie E.	Ph.D.	Asst. Prof.	Family and Consumer Sciences	1.00	63,374.85	2019-2020

R	Harkins, Betty L.	Ph.D.	Lecturer	Occupational, Workforce, and Leadership Studies	.40	7,000.00	Spring 2019
N	Hernandez, Jr., Genaro J.	H.S.	Asst. Prof.	Military Science	1.00	0.00	Spring 2019
R	Hinojosa, Leonard	M.S.	Lecturer	Criminal Justice	1.00	13,149.36	Spring 2019
N	Jackson, Corey	M.S.	Lecturer	Family and Consumer Sciences	.20	4,500.00	Spring 2019
N	Jondle, Kelly L.	Ph.D.	Lecturer	Family and Consumer Sciences	1.00	24,848.51	Spring 2019
R	Kennedy, Mark D.	J.D.	Lecturer	Criminal Justice	.20	4,112.00	Spring 2019
R	Lee, Brett L.	M.Ed.	Lecturer	Occupational, Workforce, and Leadership Studies	.20	3,500.00	Spring 2019
N	Lewis, Tylesia N.	M.S.C.J.	Lecturer	Criminal Justice	.20	3,362.00	Spring 2019
N	Liu, Xiangping	Ph.D.	Asst. Prof.	Agriculture	1.00	35,387.51	Spring 2019
R	Liu, Xiangping	Ph.D.	Asst. Prof.	Agriculture	1.00	70,775.01	2019-2020
R	Maston, Alexis	Ph.D.	Lecturer	Occupational, Workforce, and Leadership Studies	.20	3,500.00	Spring 2019
R	Mayer, Deborah J.	M.S.W.	Lecturer	Social Work	.40	7,000.00	Spring 2019
R	McCrary, Jr., Arthur R.	Ph.D.	Lecturer	Occupational, Workforce, and Leadership Studies	.20	3,500.00	Spring 2019
R	McKenna, Joseph	Ph.D.	Lecturer	Criminal Justice	.20	4,112.00	Spring 2019
R	Menge, Lindsey D.	M.S.	Lecturer	Family and Consumer Sciences	.20	4,500.00	Spring 2019
R	Metteauer, Regan	J.D.	Lecturer	Criminal Justice	.20	4,112.00	Spring 2019
R	Missildine, James	M.Ed.	Lecturer	Agriculture	.40	8,335.00	Spring 2019
R	Mowrey, Kara R.	Ed.D.	Lecturer	Occupational, Workforce, and Leadership Studies	.40	7,000.00	Spring 2019
R	Nava, Michael E.	Ph.D.	Lecturer	Occupational, Workforce, and Leadership Studies	.20	3,500.00	Spring 2019
N	Nisenbaum, Miriam L.	M.S.S.W.	Lecturer	Social Work	.20	3,500.00	Spring 2019
R	Ostergren, Ellen L.	M.S.W.	Lecturer	Social Work	1.00	26,722.04	Spring 2019
N	Owens, Kymberly	M.S.W.	Lecturer	Social Work	1.00	26,250.03	Spring 2019
N	Pantojamatta, Henry	H.S.	Asst. Prof.	Military Science	1.00	0.00	Spring 2019
R	Phillips, Farya	Ph.D.	Lecturer	Family and Consumer Sciences	.20	5,000.00	Spring 2019
N	Pierdolla, Eryn L.	M.S.	Lecturer	Agriculture	1.00	26,000.00	Spring 2019
R	Poole, Shane J.	M.S.	Lecturer	Criminal Justice	.40	6,612.00	Spring 2019
R	Reat, Amanda M.	M.S.	Lecturer	Family and Consumer Sciences	.20	4,500.00	Spring 2019
R	Reisz, Samantha	Ph.D.	Lecturer	Family and Consumer Sciences	.40	9,200.00	Spring 2019
R	Roberts, Sandra	M.S.	Lecturer	Family and Consumer Sciences	.40	9,000.00	Spring 2019
R	Rodriguez, Abel	M.S.W.	Lecturer	Social Work	1.00	26,414.91	Spring 2019
R	Rollins, Tanya N.	M.S.W.	Lecturer	Social Work	.20	3,500.00	Spring 2019
N	Rudy, Sandra J.	B.S.I.D.	Lecturer	Family and Consumer Sciences	.20	5,000.00	Spring 2019
N	Ruiz, Rachel S.	Ph.D.	Lecturer	Occupational, Workforce, and Leadership Studies	.20	3,500.00	Spring 2019
R	Russell, Elizabeth	Ph.D.	Lecturer	Family and Consumer Sciences	.40	10,000.00	Spring 2019
R	Salazar, Summer	M.S.I.S.	Lecturer	Occupational, Workforce, and Leadership Studies	.20	3,500.00	Spring 2019
N	Seo, Eunjin	Ph.D.	Lecturer	Family and Consumer Sciences	.75	8,952.39	Spring 2019
R	Spencer, David	J.D.	Lecturer	Criminal Justice	.40	8,000.00	Spring 2019
R	Springer, Gary J.	Ph.D.	Lecturer	Occupational, Workforce, and Leadership Studies	.20	3,500.00	Spring 2019
R	Squires, Vickie L.	M.M.Ed.	Lecturer	Family and Consumer Sciences	.20	4,750.00	Spring 2019
R	Steiner, Lesley R.	B.S.F.C.S.	Lecturer	Family and Consumer Sciences	1.00	27,500.04	Spring 2019
N	Vela, Jr., Roberto	Ed.D.	Lecturer	Occupational, Workforce, and Leadership Studies	.20	3,500.00	Spring 2019
R	West, Courtney E.	Ed.D.	Lecturer	Social Work	.20	4,000.00	Spring 2019
R	Wilson, Barbara D.	M.Ed.	Lecturer	Occupational, Workforce, and Leadership Studies	.40	6,600.00	Spring 2019
R	Youens, Christine	M.S.	Lecturer	Family and Consumer Sciences	.25	5,750.00	Spring 2019
R	Young, Amanda R.	M.A.	Lecturer	Occupational, Workforce, and Leadership Studies	.40	6,600.00	Spring 2019

**MCCOY COLLEGE OF BUSINESS ADMINISTRATION**

R	Ally, Murtaza	M.B.A.	Lecturer	Computer Information Systems and Quantitative Methods	.40	10,000.00	Spring 2019
R	Appignani, Timothy	M.A.	Lecturer	Management	.40	8,250.00	Spring 2019
R	Arledge III, Roy W.	J.D.	Lecturer	Finance and Economics	.20	4,500.00	Spring 2019
R	Ayers, Lindsay E.	J.D.	Lecturer	Finance and Economics	.20	4,500.00	Spring 2019
R	Biemer, David J.	Ph.D.	Lecturer	Management	.20	4,100.00	Spring 2019
R	Blacksmith, James	M.S.	Lecturer	Management	.40	7,250.00	Spring 2019
N	Bogar, Daniel T.	M.B.A.	Lecturer	Management	.20	3,750.00	Spring 2019
R	Bonilla, Monica L.	J.D.	Lecturer	Finance and Economics	.20	4,500.00	Spring 2019
R	Bucco, Jack	Ph.D.	Lecturer	Finance and Economics	.40	9,000.00	Spring 2019
R	Cooley, Ronald R.	M.B.A.	Lecturer	Finance and Economics	.20	4,500.00	Spring 2019
R	D'Amelio, Michael	J.D.	Lecturer	Management	.20	4,100.00	Spring 2019
R	Davidson, Jeanne	M.S.Acy.	Lecturer	Accounting	.40	15,000.00	Spring 2019
R	Evans, Mark W.	M.S.	Lecturer	Management	.40	8,250.00	Spring 2019
R	Farra, Yasser	M.S.Eng.	Lecturer	Computer Information Systems and Quantitative Methods	.20	5,000.00	Spring 2019
R	Felan, Victor N.	M.B.A.	Lecturer	Accounting	.40	7,575.00	Spring 2019
R	Gould, Jr., Albert N.	JD	Lecturer	Management	.20	5,000.00	Spring 2019
R	Guerrero, Daniel	M.S.	Lecturer	Management	1.00	37,500.03	Spring 2019
R	Guerrero, Elizabeth	M.B.A.	Lecturer	Management	.20	5,100.00	Spring 2019
N	Guragai, Binod	Ph.D.	Asst. Prof.	Accounting	1.00	160,000.00	2019-2020
R	Hamilton, William	M.S.	Lecturer	Management	.20	1,750.00	Spring 2019
R	Haynes, Jeffrey M.	M.A.	Lecturer	Management	.20	5,000.00	Spring 2019
R	Hoffman, Tina M.	M.B.A.	Lecturer	Management	.20	3,750.00	Spring 2019
N	Horn, Ernest J.	M.B.A.	Lecturer	Finance and Economics	.20	4,500.00	Spring 2019
R	Jaeger, Amy D.	M.B.A.	Lecturer	Management	.20	5,500.00	Spring 2019
R	Lund, Yogesh D.	M.B.A.	Lecturer	Management	.20	4,100.00	Spring 2019
R	Magloff, Stuart J.,	M.S.	Lecturer	Management	.40	7,250.00	Spring 2019
R	Matza, Richard E.	M.P.A.	Lecturer	Accounting	.40	15,377.00	Spring 2019
R	Modhiya, Komal N.	M.S.	Lecturer	Computer Information Systems and Quantitative Methods	.40	10,000.00	Spring 2019
R	Morgan, Byron L.	Ph.D.	Lecturer	Computer Information Systems and Quantitative Methods	.20	5,000.00	Spring 2019
R	Morgan, Byron L.	Ph.D.	Lecturer	Management	.20	4,100.00	Spring 2019
R	Obdyke, Louis	J.D.	Lecturer	Management	.20	4,250.00	Spring 2019
R	O'Neal III, Robert	M.B.A.	Lecturer	Marketing	.20	3,750.00	Spring 2019
R	Ortega, Isaac V.	J.D.	Lecturer	Management	.20	3,750.00	Spring 2019
R	Prilipko, Evgenia V.	Ph.D.	Lecturer	Management	.40	9,250.00	Spring 2019
R	Proesel, Steven G.	M.S.B.A.	Lecturer	Accounting	.20	7,023.00	Spring 2019
R	Rose, Dennis V.	M.B.A.	Lecturer	Management	.40	7,250.00	Spring 2019
R	Rougeux, Natalie	J.D.	Lecturer	Management	.20	3,750.00	Spring 2019
N	Shang, Chenguang	Ph.D.	Asst. Prof.	Finance and Economics	1.00	148,000.00	2019-2020
R	Thompson, William	M.S.	Lecturer	Management	.20	3,750.00	Spring 2019
R	Trinidad, Jose	Ph.D.	Asst. Prof. Emeritus	Finance and Economics	.40	9,000.00	Spring 2019
R	Watts, Tracy L.	M.A.	Lecturer	Management	.20	3,750.00	Spring 2019
N	Weider, Richard L.	M.B.A.	Lecturer	Management	.20	3,750.00	Spring 2019
R	Wiley, Emily R.	M.B.A.	Lecturer	Management	.40	9,000.00	Spring 2019
R	Wilhelm, Justin J.	M.Acy.	Lecturer	Accounting	.20	10,500.00	Spring 2019
R	Williams, Laura	M.A.	Lecturer	Management	.20	3,750.00	Spring 2019
R	Zigrossi, Christopher J.	M.B.A.	Lecturer	Management	.40	8,250.00	Spring 2019
R	Zigrossi, Sam J.	M.B.A.	Lecturer	Management	.20	4,100.00	Spring 2019

**COLLEGE OF EDUCATION**

R	Alexander, Lonny	B.A.	Lecturer	Health and Human Performance	.20	0.00	Spring 2019
R	Antoine, Zenarae	M.S.P.E.	Lecturer	Health and Human Performance	.20	0.00	Spring 2019
R	Armentrout, Debra	M.Ed.	Lecturer	Curriculum and Instruction	.20	4,100.00	Spring 2019
R	Arnold, John S.	Ph.D.	Lecturer	Counseling, Leadership, Adult Education, and School Psychology	.20	4,000.00	Spring 2019
R	Averyt, Beverly	M.Ed.	Lecturer	Health and Human Performance	.20	0.00	Spring 2019

R	Balcer, Mary K.	M.Ed.	Lecturer	Curriculum and Instruction	.20	600.00	Spring 2019
R	Bazan, Orphalinda	M.Ed.	Lecturer	Curriculum and Instruction	.20	3,500.00	Spring 2019
R	Bechtol, Jr., Williams M.	M.Ed.	Lecturer	Curriculum and Instruction	.20	1,800.00	Spring 2019
R	Benn, Sherri H.	Ph.D.	Lecturer	Counseling, Leadership, Adult Education, and School Psychology	.20	4,000.00	Spring 2019
R	Brown, Vanessa	M.Ed.	Lecturer	Curriculum and Instruction	.20	3,500.00	Spring 2019
R	Burns, Marla E.	M.A.	Lecturer	Health and Human Performance	.20	0.00	Spring 2019
R	Cade, Barbara L.	Ed.D.	Lecturer	Curriculum and Instruction	.20	600.00	Spring 2019
R	Caldwell, Kristine	M.A.	Lecturer	Health and Human Performance	.20	3,500.00	Spring 2019
R	Calzada, Donna J.	Ed.D.	Lecturer	Counseling, Leadership, Adult Education, and School Psychology	.20	4,000.00	Spring 2019
R	Calzada, Lucio	Ed.D.	Lecturer	Counseling, Leadership, Adult Education, and School Psychology	.20	4,000.00	Spring 2019
R	Canales, Pita M.	M.S.	Lecturer	Curriculum and Instruction	.20	3,500.00	Spring 2019
R	Castillo, Alice V.	M.A.	Lecturer	Curriculum and Instruction	.40	7,000.00	Spring 2019
R	Cave, Roy M.	M.S.	Lecturer	Curriculum and Instruction	.20	4,100.00	Spring 2019
R	Chisum, Karen A.	M.Ed.	Lecturer	Health and Human Performance	.20	0.00	Spring 2019
R	Clark, Susan B.	M.Ed.	Lecturer	Curriculum and Instruction	.40	7,000.00	Spring 2019
R	Collier, Denise L.	Ed.D.	Lecturer	Counseling, Leadership, Adult Education, and School Psychology	.40	8,000.00	Spring 2019
R	Conner, Kathi	B.A.	Lecturer	Health and Human Performance	.20	0.00	Spring 2019
R	Corbillon, Fabien	M.S.	Lecturer	Health and Human Performance	.20	0.00	Spring 2019
R	Faerber, Chelsea	M.B.A.	Lecturer	Health and Human Performance	.20	3,500.00	Spring 2019
R	Fife, Tammy A.	M.F.A.	Lecturer	Health and Human Performance	.20	0.00	Spring 2019
R	Fisher, Diane C.	Ed.D.	Lecturer	Counseling, Leadership, Adult Education, and School Psychology	.20	4,000.00	Spring 2019
R	Foster, Laura K.	M.Ed.	Lecturer	Counseling, Leadership, Adult Education, and School Psychology	.20	4,000.00	Spring 2019
R	Gilbert, Mary B.	B.S.Ed.	Lecturer	Health and Human Performance	.20	0.00	Spring 2019
N	Goodwin, Patsy	M.S.	Lecturer	Curriculum and Instruction	.20	3,500.00	Spring 2019
R	Gorence, Deborah	M.Ed.	Lecturer	Curriculum and Instruction	.20	4,100.00	Spring 2019
R	Goudeau, Rita L.	M.S.	Lecturer	Curriculum and Instruction	.20	3,500.00	Spring 2019
R	Habermacher, Sha-Lyn	M.Ed.	Lecturer	Curriculum and Instruction	.20	3,500.00	Spring 2019
R	Hall, Dorothy	Ph.D.	Lecturer	Counseling, Leadership, Adult Education, and School Psychology	.20	4,000.00	Spring 2019
R	Harrington, Ty L.	B.A.	Lecturer	Health and Human Performance	.20	0.00	Spring 2019
R	Harris, Pamela W.	M.Ed.	Lecturer	Curriculum and Instruction	.20	3,500.00	Spring 2019
R	Hausladen, Alexander D.	M.S.	Lecturer	Health and Human Performance	.20	0.00	Spring 2019
R	Heath, Sandra E.	M.Ed.	Lecturer	Health and Human Performance	.20	3,500.00	Spring 2019
R	Hill, Gregory T.	Ph.D.	Lecturer	Counseling, Leadership, Adult Education, and School Psychology	.20	4,000.00	Spring 2019
N	Hoang, Theresa	Ph.D.	Lecturer	Curriculum and Instruction	.20	4,000.00	Spring 2019
R	Howell, Michael	B.G.S.	Lecturer	Health and Human Performance	.20	0.00	Spring 2019
R	Hudson, Mary E.	M.Ed.	Lecturer	Curriculum and Instruction	.20	3,500.00	Spring 2019
R	Ikels, Ann B.	M.Ed.	Lecturer	Curriculum and Instruction	.20	5,300.00	Spring 2019
R	Jackson, James	M.Ed.	Lecturer	Curriculum and Instruction	.20	3,500.00	Spring 2019
R	Jacob, Cynthia C.	M.Ed.	Lecturer	Curriculum and Instruction	.20	3,500.00	Spring 2019
R	Jobes, Cheryl S.	M.A.	Lecturer	Curriculum and Instruction	.20	3,500.00	Spring 2019
R	Johnson, John K.	M.S.	Lecturer	Health and Human Performance	.20	2,000.00	Spring 2019
R	Jones, Elaine B.	M.Ed.	Lecturer	Curriculum and Instruction	.20	3,500.00	Spring 2019
R	Jones, Joan C.	M.Ed.	Lecturer	Curriculum and Instruction	.20	3,500.00	Spring 2019
R	Jones, Patricia	M.Ed.	Lecturer	Curriculum and Instruction	.20	3,500.00	Spring 2019
R	Kennedy, Mark D.	J.D.	Lecturer	Counseling, Leadership, Adult Education, and School Psychology	.20	4,000.00	Spring 2019
R	Koury, Cheryl L.	M.Ed.	Lecturer	Curriculum and Instruction	.20	4,700.00	Spring 2019
R	Kraft, Michelle	B.S.	Lecturer	Health and Human Performance	.20	0.00	Spring 2019
N	Kuhn, Michelle	Ph.D.	Lecturer	Curriculum and Instruction	.20	4,700.00	Spring 2019
R	Lepine, Sherry A.	Ph.D.	Lecturer	Counseling, Leadership, Adult Education, and School Psychology	.20	4,000.00	Spring 2019



R	Lind, Tamara D.	M.Ed.	Lecturer	Curriculum and Instruction	.40	7,000.00	Spring 2019
R	Lord, Michal A.	Ph.D.	Sr. Lecturer	Health and Human Performance	.20	4,500.00	Spring 2019
R	Lucas, Zachary	B.S.	Lecturer	Health and Human Performance	.20	0.00	Spring 2019
R	Lunkin, Karen L.	Ph.D.	Lecturer	Counseling, Leadership, Adult Education, and School Psychology	.40	8,000.00	Spring 2019
R	Manning, Rebecca	M.S.R.L.S.	Lecturer	Health and Human Performance	.20	3,500.00	Spring 2019
R	Matthys, Matt A.	Ph.D.	Lecturer	Curriculum and Instruction	.20	4,000.00	Spring 2019
R	McClain, Judy A.	M.Ed.	Lecturer	Curriculum and Instruction	.40	7,000.00	Spring 2019
R	McDill, Leah W.	Ph.D.	Lecturer	Counseling, Leadership, Adult Education, and School Psychology	.20	4,000.00	Spring 2019
R	McDonald, Lori D.	M.Ed.	Lecturer	Curriculum and Instruction	.20	3,500.00	Spring 2019
R	McGrew, Chaitra	Ph.D.	Lecturer	Curriculum and Instruction	.20	4,000.00	Spring 2019
R	McMillen-Hudak, Nancy A.	M.S.	Lecturer	Curriculum and Instruction	.40	7,600.00	Spring 2019
R	Milligan, Kevin R.	Ph.D.	Lecturer	Counseling, Leadership, Adult Education, and School Psychology	.20	4,000.00	Spring 2019
R	Moede, Kurt E.	M.M.	Lecturer	Curriculum and Instruction	.40	8,000.00	Spring 2019
R	Money, Kristy K.	Ph.D.	Lecturer	Counseling, Leadership, Adult Education, and School Psychology	.20	4,000.00	Spring 2019
R	Monforton, Celeste A.	D.P.H.	Lecturer	Health and Human Performance	.20	4,500.00	Spring 2019
R	Morrison, Barbara	M.Ed.	Lecturer	Curriculum and Instruction	.20	3,500.00	Spring 2019
N	Morton, Vincent E.	Ph.D.	Lecturer	Counseling, Leadership, Adult Education, and School Psychology	.20	4,000.00	Spring 2019
R	Murphy, Jennifer	B.S.	Lecturer	Health and Human Performance	.20	4,000.00	Spring 2019
N	Murray, Judith L.	Ed.D.	Lecturer	Curriculum and Instruction	.20	4,100.00	Spring 2019
R	Nelson, Angela M.	Ed.D.	Lecturer	Curriculum and Instruction	.20	4,100.00	Spring 2019
N	O'Bleness, Jessica J.	Ph.D.	Lecturer	Counseling, Leadership, Adult Education, and School Psychology	.20	4,000.00	Spring 2019
R	Opella, Janice L.	M.Ed.	Lecturer	Curriculum and Instruction	.20	3,500.00	Spring 2019
R	O'Rourke, Patricia	M.Ed.	Lecturer	Curriculum and Instruction	.40	7,000.00	Spring 2019
R	Otting, Tiffany L.	Ph.D.	Lecturer	Counseling, Leadership, Adult Education, and School Psychology	.20	4,000.00	Spring 2019
R	Painter, Kirk G.	D.P.T.	Lecturer	Health and Human Performance	.20	4,500.00	Spring 2019
N	Papesh Manning, Rebecca L.	M.Ed.	Lecturer	Curriculum and Instruction	.20	3,500.00	Spring 2019
N	Pierce, Carolyn D.	M.Ed.	Lecturer	Curriculum and Instruction	.20	4,700.00	Spring 2019
R	Pool, Kimbroly A.	Ed.D.	Lecturer	Curriculum and Instruction	.40	7,000.00	Spring 2019
R	Potter, Denise D.	M.Ed.	Lecturer	Curriculum and Instruction	.20	4,100.00	Spring 2019
N	Pluckett, Tory A.	B.B.A.	Lecturer	Health and Human Performance	.20	0.00	Spring 2019
R	Riley, Jr., Philip M.	M.Ed.	Lecturer	Curriculum and Instruction	.40	7,600.00	Spring 2019
R	Roberts, Scott L.	M.A.	Lecturer	Counseling, Leadership, Adult Education, and School Psychology	.20	4,000.00	Spring 2019
R	Rocha, Maria G.	M.S.	Lecturer	Curriculum and Instruction	.40	7,000.00	Spring 2019
R	Saladino, Rebecca F.K.	M.Ed.	Lecturer	Curriculum and Instruction	.20	3,500.00	Spring 2019
N	Shpall, Cayenne	M.Ed.	Lecturer	Curriculum and Instruction	.40	8,000.00	Spring 2019
R	Simmons, David	Ed.D.	Lecturer	Counseling, Leadership, Adult Education, and School Psychology	.20	1,500.00	Spring 2019
R	Smith, Patricia L.	M.L.A.	Lecturer	Curriculum and Instruction	.20	4,000.00	Spring 2019
R	Snader, Eric H.	Psy.D.	Lecturer	Counseling, Leadership, Adult Education, and School Psychology	.40	8,000.00	Spring 2019
R	Snow, Kathryn R.	M.Ed.	Lecturer	Health and Human Performance	.20	4,000.00	Spring 2019
N	Soliz, Keli M.	M.Ed.	Lecturer	Curriculum and Instruction	.20	3,500.00	Spring 2019
R	Spear, Elizabeth	M.Ed.	Lecturer	Curriculum and Instruction	.20	5,900.00	Spring 2019
R	Spencer, Jeanne	Ed.D.	Lecturer	Counseling, Leadership, Adult Education, and School Psychology	.20	4,000.00	Spring 2019
R	Steen, Heather	M.Ed.	Lecturer	Curriculum and Instruction	.20	3,500.00	Spring 2019
R	Stephens, Mattyna	Ph.D.	Lecturer	Counseling, Leadership, Adult Education, and School Psychology	.40	8,000.00	Spring 2019
R	Strom, Lisa M.	B.S.Ed.	Lecturer	Health and Human Performance	.20	0.00	Spring 2019

R	Stroud, Rachel B.	Ph.D.	Lecturer	Counseling, Leadership, Adult Education, and School Psychology	.20	4,000.00	Spring 2019
R	Summer, Marlyse	M.Ed.	Lecturer	Curriculum and Instruction	.40	7,000.00	Spring 2019
R	Tidwell, Tamera	Ed.D.	Lecturer	Curriculum and Instruction	.40	7,000.00	Spring 2019
R	Traphagan, Hanna	M.Ed.	Lecturer	Health and Human Performance	.20	3,500.00	Spring 2019
R	Turner, Jana A.	M.Ed.	Lecturer	Curriculum and Instruction	.40	7,000.00	Spring 2019
R	Velchoff, Amy M.	M.Ed.	Lecturer	Health and Human Performance	.20	3,500.00	Spring 2019
R	Vesseliza, Jr., Robert R.	M.A.	Lecturer	Health and Human Performance	.20	0.00	Spring 2019
R	Webber, Jo A.	Ph.D.	Distinguished Prof. Emerita	Curriculum and Instruction	.20	4,000.00	Spring 2019
R	Weese, Jessica E.	M.S.	Lecturer	Health and Human Performance	.20	7,000.00	Spring 2019
R	Werner, Patricia	M.Ed.	Lecturer	Health and Human Performance	.20	3,500.00	Spring 2019
R	Williams, Deirdre	Ed.D.	Lecturer	Curriculum and Instruction	1.00	22,500.00	Spring 2019
R	Woodard, Richelle	B.S.Ed.	Lecturer	Health and Human Performance	.20	0.00	Spring 2019
R	Young, Maria D.	M.Ed.	Lecturer	Curriculum and Instruction	.20	1,200.00	Spring 2019
R	Zibelin, Jill B.	M.S.	Lecturer	Curriculum and Instruction	.40	7,000.00	Spring 2019

**COLLEGE OF FINE ARTS AND COMMUNICATION**

R	Alabere, Regina	M.A.	Lecturer	Communication Studies	.50	10,000.04	Spring 2019
R	Arreguin, Alexis	M.A.	Lecturer	Journalism and Mass Communication	.40	7,250.00	Spring 2019
R	Ballew, Sunday M.	M.F.A.	Lecturer	Art and Design	.40	7,000.00	Spring 2019
R	Bandy, Carla A.	B.F.A.	Lecturer	Art and Design	.20	3,500.00	Spring 2019
R	Blackstone, Paul	M.M.	Lecturer	Music	1.00	20,000.03	Spring 2019
R	Boysen, Karl L.	M.A.	Lecturer	Communication Studies	.20	3,700.00	Spring 2019
R	Breining, Linda	B.A.	Lecturer	Theatre and Dance	.75	15,492.83	Spring 2019
R	Brenek, Jr., Dennis E.	M.F.A.	Lecturer	Journalism and Mass Communication	.40	7,250.00	Spring 2019
R	Brown, Jordon M.	M.A.	Lecturer	Journalism and Mass Communication	.20	3,750.00	Spring 2019
R	Buckley, Elizabeth	B.F.A.	Lecturer	Theatre and Dance	.75	17,977.50	Spring 2019
R	Cates, Blythe D.	D.M.A.	Lecturer	Music	.75	15,000.03	Spring 2019
R	Chon, Kayla E.H.	D.M.A.	Lecturer	Music	.40	7,000.00	Spring 2019
R	Cochran, Denise	B.A.T.	Lecturer	Theatre and Dance	.20	2,400.00	Spring 2019
R	Cone, Courtney J.	M.F.A.	Lecturer	Art and Design	.40	7,000.00	Spring 2019
R	Corey-Ekin, Bethany L.	M.F.A.	Lecturer	Theatre and Dance	.20	3,600.00	Spring 2019
R	Cunningham, Erin	M.F.A.	Lecturer	Art and Design	1.00	20,387.02	Spring 2019
R	Dahlenburg, Michelle H.	M.F.A.	Lecturer	Theatre and Dance	1.00	21,917.03	Spring 2019
R	DeBow, Faith	M.M.	Sr. Lecturer	Music	.40	7,000.00	Spring 2019
R	Deemer, Paul M.	M.M.	Lecturer	Music	.20	3,150.00	Spring 2019
R	Dickens, Michelle	M.A.	Lecturer	Journalism and Mass Communication	.40	7,250.00	Spring 2019
R	Easterday, Anastasia	Ph.D.	Lecturer	Art and Design	.20	4,000.00	Spring 2019
R	Eaton, Rebecca	Ph.D.	Sr. Lecturer	Music	1.00	23,976.27	Spring 2019
R	Elliott, Barbara B.	M.M.	Lecturer	Music	1.00	19,382.04	Spring 2019
R	Evans, Jenny R.	Ed.D.	Lecturer	Art and Design	.40	7,000.00	Spring 2019
R	Fernandez, Veronica M.	M.F.A.	Lecturer	Art and Design	.20	3,500.00	Spring 2019
R	Fife, Tammy A.	M.F.A.	Lecturer	Theatre and Dance	.20	3,500.00	Spring 2019
R	Finister, Tanisha	M.A.	Lecturer	Communication Studies	.50	10,100.03	Spring 2019
R	Fischer, Vera K.	B.A.	Lecturer	Journalism and Mass Communication	.20	3,750.00	Spring 2019
R	Fraser, Leslee R.	M.F.A.	Lecturer	Art and Design	.75	16,533.00	Spring 2019
R	Furrh, Michael S.	M.F.A.	Lecturer	Art and Design	.50	11,250.00	Spring 2019
R	Galvan, Misti R.	B.F.A.	Lecturer	Theatre and Dance	.20	3,612.00	Spring 2019
R	George, Babetta	M.F.A.	Lecturer	Theatre and Dance	.20	4,112.00	Spring 2019
R	Girko, Stephen	M.M.	Lecturer	Music	.20	1,800.00	Spring 2019

R	Gonzalez, Brandon I.	M.F.A.	Lecturer	Art and Design	.25	5,555.03	Spring 2019
R	Gonzalez, Rodolfo	H.S.	Lecturer	Journalism and Mass Communication	.40	8,250.00	Spring 2019
R	Grapko, Andrea	Ph.D.	Lecturer	Theatre and Dance	.20	5,000.00	Spring 2019
R	Gray, Abbigail C.	J.D.	Lecturer	Journalism and Mass Communication	.40	8,250.00	Spring 2019
R	Guzman, Jr., Miguel S.	H.S.	Lecturer	Music	.40	10,000.00	Spring 2019
R	Hadden, Shelby	M.F.A.	Lecturer	Theatre and Dance	.40	8,000.00	Spring 2019
R	Ham, Brittany R.	M.F.A.	Lecturer	Art and Design	.50	11,113.07	Spring 2019
R	Hanson, Lauren E.	M.A.	Lecturer	Art and Design	.20	3,612.00	Spring 2019
R	Hawes, Cathy J.	M.A.	Lecturer	Theatre and Dance	.20	1,200.00	Spring 2019
N	Haynes, Jr., Don	M.M.	Lecturer	Music	.40	7,200.00	Spring 2019
R	Heinrich, Andrew	M.F.A.	Lecturer	Theatre and Dance	.40	8,000.00	Spring 2019
R	Helfert, David L.	M.A.	Lecturer	Communication Studies	.20	3,700.00	Spring 2019
R	Herrera, Richard	M.Ed.	Lecturer	Music	.40	7,200.00	Spring 2019
R	Jackson, Susan A.	Ph.D.	Lecturer	Music	.20	7,500.00	Spring 2019
N	Jones, Nicole M.	B.A.	Lecturer	Journalism and Mass Communication	.20	3,750.00	Spring 2019
R	Khan, Salwa	Ph.D.	Lecturer	Journalism and Mass Communication	.20	4,250.00	Spring 2019
R	Lab, Lindsay J.	H.S.	Lecturer	Theatre and Dance	1.00	23,394.02	Spring 2019
R	Law, Huay-Bing	M.F.A.	Lecturer	Theatre and Dance	.20	5,000.00	Spring 2019
R	Laws, Kelly S.	M.Ed.	Lecturer	Music	1.00	19,382.08	Spring 2019
R	Liford, Clayton C.	B.S.	Lecturer	Theatre and Dance	.20	3,612.00	Spring 2019
R	Lopez, Samuel	M.M.	Lecturer	Music	.20	900.00	Spring 2019
R	Lyons-Garcia, Courtney P.	M.A.	Lecturer	Journalism and Mass Communication	.20	3,750.00	Spring 2019
R	Mallonee, Laura	M.A.	Lecturer	Communication Studies	.50	10,100.03	Spring 2019
R	Marks, Dianne S.	M.Ed.	Lecturer	Theatre and Dance	.20	2,400.00	Spring 2019
R	Markus, Dwight L.	M.A.	Lecturer	Theatre and Dance	.20	4,000.00	Spring 2019
R	Matejowsky, Lacye D.	M.A.	Lecturer	Communication Studies	.20	1,200.00	Spring 2019
R	Mazurek, Anna L.	M.A.	Lecturer	Journalism and Mass Communication	.20	2,750.00	Spring 2019
R	McBride, Michael	Ed.D.	Distinguished Prof. Emeritus	Journalism and Mass Communication	.40	8,500.00	Spring 2019
R	McCorkle, Amanda R.	M.F.A.	Lecturer	Theatre and Dance	.75	16,631.69	Spring 2019
R	McNally, William	D.M.A.	Lecturer	Music	.75	15,000.03	Spring 2019
R	McPherson, Ryan	M.A.	Lecturer	Communication Studies	.50	10,000.03	Spring 2019
N	Mikulin, Susannah	B.F.A.	Lecturer	Theatre and Dance	.20	3,000.00	Spring 2019
R	Miller, Ann B.	M.F.A.	Lecturer	Art and Design	.75	16,875.00	Spring 2019
R	Morris, Matthew B.	M.A.	Lecturer	Communication Studies	.50	10,100.03	Spring 2019
R	O'Neill, Michael O.	M.F.A.	Lecturer	Art and Design	.40	7,000.00	Spring 2019
R	Payton, Katherine	M.Ed.	Lecturer	Music	.40	9,900.00	Spring 2019
R	Pitchford, Gerald	M.A.	Lecturer	Theatre and Dance	.20	4,000.00	Spring 2019
R	Poyser, Bryan K.	B.S.	Lecturer	Theatre and Dance	.75	17,977.50	Spring 2019
R	Quintero, Michelle	M.M.	Lecturer	Music	.40	7,650.00	Spring 2019
R	Renfrow, Rand A.	M.F.A.	Lecturer	Art and Design	.20	3,500.00	Spring 2019
N	Robinson, Mary Catherine	M.A.	Lecturer	Journalism and Mass Communication	.20	3,750.00	Spring 2019
R	Rodriquez, Melissa D.	M.A.	Lecturer	Theatre and Dance	.20	3,500.00	Spring 2019
R	Rosaly, Juan R.	M.M.	Lecturer	Music	.40	12,400.00	Spring 2019
R	Scurlock-Dillard, Jo Linda	M.A.	Lecturer	Music	.20	4,500.00	Spring 2019
R	Shields, Sara M.	M.A.	Lecturer	Journalism and Mass Communication	.20	3,750.00	Spring 2019
R	Smith, Brian D.	D.M.A.	Lecturer	Music	.50	10,000.03	Spring 2019

R	Sodders, Richard	Ph.D.	Professor Emeritus	Theatre and Dance	.50	26,782.29	Spring 2019
R	Solis Rivero, Genaro	M.F.A.	Lecturer	Art and Design	1.00	24,313.68	Spring 2019
R	Soto, Alvara J.	M.F.A.	Lecturer	Art and Design	.20	4,000.00	Spring 2019
R	Summer, Stephen	M.M.	Lecturer	Music	.20	4,000.00	Spring 2019
R	Swanson, Colin D.	M.F.A.	Lecturer	Theatre and Dance	.20	4,000.00	Spring 2019
R	Trevino, Ana L.	M.F.A.	Lecturer	Art and Design	.40	7,112.00	Spring 2019
R	Trittin, Brian L.	D.M.A.	Lecturer	Music	.40	5,400.00	Spring 2019
R	Van Winkle, Kathryn R.	M.A.	Lecturer	Theatre and Dance	.20	4,000.00	Spring 2019
R	Ward, Christa J.	Ph.D.	Lecturer	Journalism and Mass Communication	.20	4,000.00	Spring 2019
N	Watson, Courtney	M.F.A.	Lecturer	Theatre and Dance	1.00	25,000.02	Spring 2019

**COLLEGE OF HEALTH PROFESSIONS**

R	Alcala, Sylvia G.	M.A.	Lecturer	Health Information Management	.20	5,000.00	Spring 2019
R	Allen, Leigh W.	M.S.N.	Lecturer	Nursing	.20	6,500.00	Spring 2019
R	Babco, Chelsea	B.S.	Clinical Lecturer	Respiratory Care	.20	7,000.00	Spring 2019
R	Baker, Christopher	D.C.	Lecturer	Physical Therapy	.20	12,000.00	Spring 2019
R	Battafarano, Monica M.	D.P.T.	Lecturer	Physical Therapy	.20	4,250.00	Spring 2019
R	Benitez, Sylvia	M.A.M.	Lecturer	Health Information Management	.40	8,335.00	Spring 2019
R	Betz, Nicholas	M.S.N.	Lecturer	Nursing	.20	6,500.00	Spring 2019
N	Boysen, Sara D.	M.H.I.M.	Lecturer	Health Information Management	.20	3,000.00	Spring 2019
R	Cagle, Catherine	M.S.R.C.	Clinical Lecturer	Respiratory Care	.20	3,500.00	Spring 2019
R	Constantino, Tiffany J.	D.P.T.	Lecturer	Physical Therapy	.20	7,500.00	Spring 2019
R	Croce, Emily A.	M.S.N.	Lecturer	Nursing	.20	3,900.00	Spring 2019
R	Finto, Donna L.	M.S.N.	Lecturer	Nursing	.20	6,500.00	Spring 2019
N	Gareau-Terrell, Jennifer	M.S.N.	Lecturer	Nursing	.20	4,550.00	Spring 2019
R	Hollinger, Elizabeth A.	M.S.N.	Lecturer	Nursing	.20	3,900.00	Spring 2019
R	Horn, Kelly D.	M.S.N.	Lecturer	Nursing	.20	6,500.00	Spring 2019
N	Huang, Ya-Ching	Ph.D.	Asst. Prof.	Nursing	1.00	78,000.00	2019-2020
R	Imathiu, Elizabeth	M.S.N.	Lecturer	Nursing	.20	6,500.00	Spring 2019
R	Lawlor, Thomas	D.P.T.	Lecturer	Physical Therapy	.20	7,500.00	Spring 2019
R	Lee, Kimberly A.	Ph.D.	Asst. Prof.	Health Administration	1.00	73,500.00	2019-2020
R	Leonard, Tiffany	B.S.	Clinical Lecturer	Respiratory Care	.20	3,500.00	Spring 2019
N	Lester, Mark E.	D.P.T.	Assoc. Prof.	Physical Therapy	1.00	89,750.00	2019-2020
N	Lowry, Wendy W.	M.S.N.	Lecturer	Nursing	.20	6,500.00	Spring 2019
R	Mazza, Frank	M.D.	Clinical Assoc. Professor	Respiratory Care	.20	3,500.00	Spring 2019
R	McDonald, Dana R.	M.S.N.	Lecturer	Nursing	.20	3,900.00	Spring 2019
R	McManus, Mildred	Ph.D.	Lecturer	Nursing	.20	5,000.00	Spring 2019
R	Messenger, Catherine J.	D.N.P.	Clinical Assoc. Professor	Nursing	1.00	41,000.04	Spring 2019
R	Parenica, Holly	B.S.	Lecturer	Radiation Therapy	.20	4,000.00	Spring 2019
R	Petroff, Peter A.	M.D.	Clinical Professor	Respiratory Care	.20	3,500.00	Spring 2019
R	Petross, Seth A.	D.P.T.	Lecturer	Physical Therapy	.20	4,250.00	Spring 2019
R	Rattcliff, Jamesa	B.S.R.C.	Clinical Lecturer	Respiratory Care	.20	3,500.00	Spring 2019
N	Reagan, Julie K.	Ph.D.	Assoc. Prof.	Health Administration	1.00	87,000.00	2019-2020
R	Rick, Susan	D.N.S.	Lecturer	Nursing	.20	6,500.00	Spring 2019
N	Snider, Ashley N.	M.S.N.	Lecturer	Nursing	.20	6,000.00	Spring 2019
R	Spann, Lisa A.	M.S.N.	Lecturer	Nursing	.20	6,110.00	Spring 2019

N	Srubar, Ryan W.	B.S.	Clinical Lecturer	Respiratory Care	.20	3,500.00	Spring 2019
N	Stevens, Corrine	Ed.D.	Lecturer	Nursing	.20	6,500.00	Spring 2019
R	Teal, Jennifer L.	M.S.	Lecturer	Health Information Management	.40	8,000.00	Spring 2019
N	Terry, Nicole H.	D.N.P.	Lecturer	Nursing	.20	6,000.00	Spring 2019
N	Williams, Lavon	D.N.S.	Lecturer	Nursing	.20	2,500.00	Spring 2019
R	Wuollet, Brandy	M.S.N.	Lecturer	Nursing	.20	6,500.00	Spring 2019
N	Yang, Jie	Ph.D.	Lecturer	Communication Disorders	.20	5,000.00	Spring 2019

**COLLEGE OF LIBERAL ARTS**

R	Adam, Laura L.	Ph.D.	Lecturer	Psychology	.40	8,000.00	Spring 2019
R	Barton, Andrew C.	M.A.	Lecturer	English	.75	11,250.00	Spring 2019
R	Bogart, Daniel F.	Ph.D.	Lecturer	Psychology	1.00	20,000.03	Spring 2019
R	Breland, Nyoka S.	M.S.I.S.	Lecturer	Political Science	.25	5,344.56	Spring 2019
R	Byars George, Lise E.S.	M.A.	Lecturer	Anthropology	.20	4,000.00	Spring 2019
R	Champion, James	Ph.D.	Professor Emeritus	Modern Languages	.50	18,660.02	Spring 2019
R	Cizi-Gorgeny, Jennifer	M.A.	Lecturer	English	.75	11,250.00	Spring 2019
R	Clegg, Jennifer M.	Ph.D.	Asst. Prof.	Psychology	1.00	68,417.00	2019-2020
R	Coleman, Sarah	Ph.D.	Asst. Prof.	History	1.00	63,000.00	2019-2020
R	Conkling, Parish	M.A.	Lecturer	Philosophy	.40	6,000.00	Spring 2019
R	Dede-Barnfo, Nathaniel	Ph.D.	Lecturer	Geography	.20	4,500.00	Spring 2019
R	Evans, Jacqueline	Ph.D.	Lecturer	Psychology	.40	8,000.00	Spring 2019
N	Fancher, James P.	D.D.S.	Lecturer	Anthropology	.20	4,000.00	Spring 2019
R	Feeler, William R.	M.F.A.	Lecturer	English	1.00	15,764.13	Spring 2019
R	Fry, Logan J.	M.F.A.	Lecturer	English	1.00	15,764.13	Spring 2019
R	Garza, Ana M.	J.D.	Lecturer	Political Science	.20	3,612.00	Spring 2019
R	Garza, Sonya C.	J.D.	Lecturer	Political Science	.20	3,612.00	Spring 2019
R	Gazda, Peter F.	J.D.	Lecturer	Political Science	.40	7,112.00	Spring 2019
R	Gray, Cari L.	M.A.	Lecturer	Political Science	.40	7,112.00	Spring 2019
R	Gray, Rachel K.	M.F.A.	Lecturer	English	1.00	15,301.53	Spring 2019
R	Griffitts, Margaret	M.F.A.	Lecturer	English	.50	10,187.5	Spring 2019
R	Guardiola, Eva M.	M.S.	Lecturer	Modern Languages	.20	3,500.00	Spring 2019
R	Harmon, Stephen	M.A.	Lecturer	English	.75	11,930.89	Spring 2019
N	Hillis, Craig D.	Ph.D.	Lecturer	History	.20	4,000.00	Spring 2019
N	Howard, Ryan D.	B.A.	Lecturer	Political Science	.20	3,000.00	Spring 2019
R	Ilersich, Margaret	M.F.A.	Lecturer	English	.75	11,250.00	Spring 2019
R	Johnson, Susan J.	Ph.D.	Lecturer	Political Science	.20	3,000.00	Spring 2019
R	Johnson, Vanessa	M.F.A.	Lecturer	English	1.00	15,815.16	Spring 2019
R	Karr, Jeffrey G.	M.F.A.	Lecturer	English	.75	11,250.00	Spring 2019
R	Karrer, Kenneth M.	M.Ed.	Lecturer	History	.40	8,000.00	Spring 2019
R	Keltner, Daniel	M.F.A.	Lecturer	English	1.00	15,764.13	Spring 2019
R	Korkow-Moradi, Hannah A.	Ph.D.	Lecturer	Psychology	.40	8,000.00	Spring 2019
R	Kucera, Neil W.	J.D.	Lecturer	Political Science	.25	5,866.47	Spring 2019
R	Lopez, Joshua C.	M.F.A.	Lecturer	English	1.00	15,301.53	Spring 2019
R	Mardell, Sean R.	M.F.A.	Lecturer	English	.75	11,250.00	Spring 2019
R	Martinez, Bobby J.	M.P.A.	Lecturer	Political Science	.40	7,112.00	Spring 2019
R	May, Whitney S.	M.A.	Lecturer	English	1.00	15,783.03	Spring 2019
R	Mayberry, Azucena R.	Ph.D.	Sr. Lecturer	Psychology	.75	16,796.84	Spring 2019
N	McMahan, Thomas V.	J.D.	Professor of Practice	Political Sciences	.50	52,000.00	Spring 2019
R	Meador, Robert	M.F.A.	Lecturer	English	.75	11,250.00	Spring 2019
R	Mehrinfar, Kamron	M.F.A.	Lecturer	English	1.00	15,764.13	Spring 2019
R	Meyer, Amanda L.	M.A.	Lecturer	English	1.00	15,764.13	Spring 2019
R	Moravits, William	Ph.D.	Lecturer	Political Science	.20	3,612.00	Spring 2019
R	Mullen, Graeme B.	M.F.A.	Lecturer	English	1.00	15,262.47	Spring 2019
R	Myers, Allison G.	M.F.A.	Lecturer	English	.75	11,446.88	Spring 2019

N	Newell, Franziska	Ph.D.	Asst. Prof.	Political Science	1.00	65,910.00	2019-2020
R	North, Amanda K.	M.F.A.	Lecturer	English	1.00	15,764.13	Spring 2019
R	Oliver, Graham M.	M.F.A.	Lecturer	English	.75	11,448.68	Spring 2019
R	Owens, Shiniece	M.A.	Lecturer	Philosophy	.40	6,000.00	Spring 2019
R	Perna, Maryann	M.F.A.	Lecturer	English	1.00	15,764.13	Spring 2019
R	Perri, Shannon S.	M.F.A.	Lecturer	English	.75	11,446.88	Spring 2019
R	Perry, Amy D.	M.A.	Lecturer	Political Science	.20	3,500.00	Spring 2019
R	Peters, Danny W.	M.F.A.	Lecturer	English	1.00	15,764.13	Spring 2019
R	Pilkington, Francine A.	M.F.A.	Lecturer	English	1.00	19,925.25	Spring 2019
N	Ramirez, Eric J.	M.P.A.	Lecturer	Political Science	.40	6,000.00	Spring 2019
R	Reed, Benjamin A.	M.F.A.	Lecturer	English	1.00	19,925.28	Spring 2019
R	Robertson, Richard B.	M.F.A.	Lecturer	English	1.00	15,764.13	Spring 2019
R	Rybarski, Emily	M.A.	Lecturer	English	.75	11,250.00	Spring 2019
R	Sala, James B.	M.F.A.	Lecturer	Political Science	.40	6,000.00	Spring 2019
R	Salzmann, Alicia	M.F.A.	Lecturer	English	1.00	15,783.03	Spring 2019
R	Shaw, Shannon S.	M.A.	Lecturer	English	1.00	15,301.53	Spring 2019
R	Springer, Kathryn	Ph.D.	Lecturer	Geography	.40	9,000.00	Spring 2019
R	Stingley, Katherine	M.F.A.	Lecturer	English	.75	11,250.00	Spring 2019
R	Synnestvedt, Cedric C.	M.F.A.	Lecturer	English	1.00	15,764.13	Spring 2019
R	Thomson, James	M.F.A.	Lecturer	English	1.00	15,000.02	Spring 2019
R	Tiller, Glynn L.	Ph.D.	Lecturer	Political Science	.40	7,112.00	Spring 2019
R	Toma, Kristine L.	M.L.I.S.	Lecturer	History	.20	4,000.00	Spring 2019
R	Veidt, Cynthia L.	J.D.	Lecturer	Political Science	.20	3,612.00	Spring 2019
R	Wallenstein, Eric	M.A.	Lecturer	English	.75	11,823.12	Spring 2019
R	Winchell, Anne E.	M.F.A.	Lecturer	English	1.00	16,521.62	Spring 2019

#### COLLEGE OF SCIENCE AND ENGINEERING

R	Almstrum, Vicki L.	Ph.D.	Lecturer	Computer Science	.40	11,500.00	Spring 2019
R	Bandy, Carroll L.	Ph.D.	Professor Emeritus	Mathematics	1.00	37,957.19	Spring 2019
R	Bhattacharyya, Sonalee	Ph.D.	Lecturer	Mathematics	1.00	23,231.51	Spring 2019
R	Carvallo, Andres	B.S.	Lecturer	Engineering	.20	7,009.10	Spring 2019
R	Chaudhary, Vikas	Ph.D.	Lecturer	Engineering	.20	7,009.10	Spring 2019
R	Cheung, David	Ph.D.	Lecturer	Computer Science	.40	11,500.00	Spring 2019
R	Chowdhury, Golam R.	Ph.D.	Lecturer	Engineering	.20	7,009.10	Spring 2019
R	Chowdhury, Sarah	M.S.	Lecturer	Engineering	.20	6,454.90	Spring 2019
N	Dabbaghianamiri, Maedah	Ph.D.	Lecturer	Engineering Technology	1.00	26,384.81	Spring 2019
R	Diaz, Jason M.	M.S.	Lecturer	Computer Science	.20	5,750.00	Spring 2019
R	Dickey, Justin W.	M.S.T.	Lecturer	Engineering Technology	.20	4,000.00	Spring 2019
R	Edirisooriya, Madhavia	Ph.D.	Research Asst. Prof.	Materials, Science, Engineering, Commercialization	1.00	20,909.70	Spring 2019
R	Farquhar, Charles	Ph.D.	Lecturer	Biology	.20	5,000.00	Spring 2019
N	Fillman, Jacob D.	Ph.D.	Asst. Prof.	Mathematics	1.00	70,333.00	2019-2020
R	Hemmes, Jr., Paul	Ph.D.	Lecturer	Chemistry and Biochemistry	.50	13,757.72	Spring 2019
R	Heydrick, Kenneth	Ed.D.	Lecturer	Biology	.20	4,000.00	Spring 2019
R	Hinkle, Lee B.	M.S.	Lecturer	Computer Science	.50	11,615.04	Spring 2019
R	Hinkle, Lee B.	M.S.	Lecturer	Engineering	.50	14,158.40	Spring 2019
R	Humphries, Evan	M.S.T.	Lecturer	Engineering Technology	.20	4,000.00	Spring 2019
R	Kakirde, Kavita S.	Ph.D.	Sr. Lecturer	Biology	1.00	25,331.35	Spring 2019
R	Keller, Christine I.	M.S.	Lecturer	Mathematics	.20	5,000.00	Spring 2019
R	King, Charles R.	M.S.	Lecturer	Computer Science	.40	11,500.00	Spring 2019
R	Lakomski, Gregory	M.S.	Lecturer	Computer Science	.40	11,500.00	Spring 2019
R	Lehr, Theodore F.	Ph.D.	Lecturer	Computer Science	.20	5,750.00	Spring 2019
R	Lek, Devanda R.	Ph.D.	Lecturer	Engineering Technology	.50	26,955.54	Spring 2019
N	Lewis, Ernest K.	Ph.D.	Assoc. Prof. of Practice	Chemistry and Biochemistry	1.00	89,836.99	CY 2019

N	Li, Liang	Ph.D.	Lecturer	Engineering	.75	19,363.50	Spring 2019
R	Macler, Peter E.	M.S.I.E.	Lecturer	Engineering Technology	.20	4,500.00	Spring 2019
N	Martina, Jason P.	Ph.D.	Asst. Prof.	Biology	1.00	72,000.00	2019-2020
R	O'Neil, Molly A.	M.S.	Lecturer	Engineering	.20	7,009.10	Spring 2019
R	Palacios, Joaquin	Ph.D.	Lecturer	Computer Science	.20	5,750.00	Spring 2019
R	Rastogi, Shiva K.	Ph.D.	Lecturer	Chemistry and Biochemistry	.75	16,500.02	Spring 2019
R	Roden, Charles M.	B.S.	Lecturer	Engineering Technology	.40	10,500.00	Spring 2019
R	Roychowdhury, Shounak	Ph.D.	Lecturer	Computer Science	.20	5,750.00	Spring 2019
R	Seals, Tommy S.	M.S.	Lecturer	Computer Science	.75	17,250.00	Spring 2019
R	Singh, Raj K.	Ph.D.	Lecturer	Computer Science	.20	6,350.00	Spring 2019
R	Sohal, Sandeep	Ph.D.	Research Asst. Prof.	Materials, Science, Engineering, Commercialization	1.00	19,099.89	Spring 2019
R	Srivastava, Ashish	Ph.D.	Lecturer	Engineering	.20	7,009.10	Spring 2019
R	Swartz, Craig H.	Ph.D.	Research Asst. Prof.	Materials, Science, Engineering, Commercialization	1.00	19,891.80	Spring 2019
N	Train, Jordan D.	M.D.	Lecturer	Biology	1.00	25,000.02	Spring 2019
N	Vargas-Garzon, Edwin	Ph.D.	Lecturer	Computer Science	.40	11,500.00	Spring 2019
R	Visqanathan, Vishu R.	Ph.D.	Ingram Professor	Engineering	.75	53,903.90	Spring 2019
N	Xiao, Bin	Ph.D.	Lecturer	Engineering Technology	1.00	29,316.69	Spring 2019
<b>HONORS COLLEGE</b>							
R	Canavan, Claire	Ph.D.	Lecturer	Honors College	.25	5,390.73	Spring 2019
R	Le Duc, Frances	Ph.D.	Lecturer	Honors College	.20	5,500.00	Spring 2019
<b>UNIVERSITY COLLEGE</b>							
R	Springer, Gary J.	Ph.D.	Lecturer	General Studies	.20	4,485.00	Spring 2019

## Texas State University

### ADMINISTRATIVE AND UNCLASSIFIED PERSONNEL CHANGES

#### ADDITIONS

1. Agüero, Gabriela, B.A., Child Care Teacher, Child Development Center, at a 12-month rate of \$30,000, on a full-time basis, effective January 22, 2019.
2. Anderson, Connor S., M.Ed., Coordinator, Team Operations, Football, at a 12-month rate of \$47,500, on a full-time basis, effective February 25, 2019.
3. Berger, Morris, M.A., Assistant Coach, Football, at a 12-month rate of \$50,000, on a full-time basis, effective December 13, 2018.
4. Bley, Celina M., Ph.D., Grant Senior Coordinator, Texas School Safety Center, at a 12-month rate of \$112,000, on a full-time basis, effective February 25, 2019.
5. Borrego, Janelle N., B.A., Academic Advisor I, Education Advising Center, at a 12-month rate of \$32,000, on a full-time basis, effective January 22, 2019.
6. Burns, Brittany K., A.A.S., Child Care Teacher, Child Development Center, at a 12-month rate of \$25,992, on a full-time basis, effective January 7, 2019.
7. Byerley, Laura J., B.S., Copy Editor, Vice President for University Advancement, at a 12-month rate of \$50,000, on a full-time basis, effective February 4, 2019.
8. Cardiff, Benjamin G., M.Ed., Residence Hall Director, Department of Housing and Residential Life, at a 12-month rate of \$31,122, on a full-time basis, effective January 7, 2019.
9. Clouse, Laurie E., B.S., Director, University Police, University Police, at a 12-month rate of \$135,000, on a full-time basis, effective February 4, 2019.
10. Cobb, Jeremy M., M.Ed., Assistant Athletic Trainer, Athletic Trainers, at a 12-month rate of \$42,000, on a full-time basis, effective February 11, 2019.
11. Dewhurst, Brett J., B.S., Assistant Coach, Football, at a 12-month rate of \$100,000, on a full-time basis, effective January 16, 2019.
12. Doran, James L., B.A., Academic Advisor I, University College Advising Center, at a 12-month rate of \$32,000, on a full-time basis, effective January 22, 2019.
13. Gallups, Steven C., B.S., Academic Advisor I, PACE Advising Center, at a 12-month rate of \$32,000, on a full-time basis, effective January 7, 2019.
14. Galvan, Bianca E., B.S., Systems Administrator I, Core Systems, at a 12-month rate of \$60,000, on a full-time basis, effective January 14, 2019.
15. Garcia III, Manuel B., B.S., Public Information Specialist, University News Service, at a 12-month rate of \$55,008, on a full-time basis, effective December 3, 2018.
16. Hernandez, Gloria T., B.A., Child Care Teacher, Child Development Center, at a 12-month rate of \$30,000, on a full-time basis, effective February 11, 2019.
17. Herrera, Keonte K., M.Ed., Graphic Artist II, Sports Information, at a 12-month rate of \$42,500, on a full-time basis, effective January 22, 2019.
18. Hutchins, Benjamin, Ph.D., Assistant Director, Edwards Aquifer Research and Data Center, Edwards Aquifer Research, at a 12-month rate of \$67,000, on a full-time basis, effective January 7, 2019.
19. Idais, Neal F., M.A., Academic Advisor I, College of Liberal Arts Advising Center, at a 12-month rate of \$32,000, on a full-time basis, effective January 14, 2019.
20. Jackson, Tremaine E., B.S., Assistant Coach, Football, at a 12-month rate of \$90,000, on a full-time basis, effective January 22, 2019.
21. Jaeger, Amelia N., M.S., Academic Advisor I, Science and Engineering Academic Advising Center, at a 12-month rate of \$32,000, on a full-time basis, effective December 1, 2018.



22. Johnson, Brittney S., M.A.T., Coordinator, Digital Literacy Program, University Libraries, at a 12-month rate of \$65,000, on a full-time basis, effective January 7, 2019.
23. Keller, Joshua L., M.A., Athletics Development Officer, Athletics, at a 12-month rate of \$62,000, on a full-time basis, effective January 14, 2019.
24. Lewis, Callie J., B.A., Project Manager, Office of University Marketing, at a 12-month rate of \$60,000, on a full-time basis, effective February 25, 2019.
25. Long, Alexandra N., M.A., Residence Hall Director, Department of Housing and Residential Life, at a 12-month rate of \$30,216, on a full-time basis, effective January 7, 2019.
26. McDaniel, Archie L., B.A., Assistant Coach, Football, at a 12-month rate of \$120,000, on a full-time basis, effective January 18, 2019.
27. McGuire, William C., M.S., Assistant Coach, Football, at a 12-month rate of \$175,000, on a full-time basis, effective January 1, 2019.
28. Mims, Tevin J., M.A., Assistant Coach, Football, at a 12-month rate of \$50,000, on a full-time basis, effective January 16, 2019.
29. Myers, Amber, J.D., Grant Coordinator, Texas Justice Court Training Center, at a 12-month rate of \$70,000, on a full-time basis, effective January 14, 2019.
30. Redepenning, Michelle A., M.A., Career Counselor, McCoy College of Business, at a 12-month rate of \$49,200, on a full-time basis, effective January 7, 2019.
31. Salwasser, Scott T., M.S., Coach, Football, at a 12-month rate of \$105,000, on a full-time basis, effective February 1, 2019.
32. Smith, Angela N., B.A., Coordinator, Marketing and Promotions, Vice President for Information Technology, at a 12-month rate of \$65,000, on a full-time basis, effective January 7, 2019.
33. Spavital, Zachary B., B.A., Assistant Coach, Football, at a 12-month rate of \$280,000, on a full-time basis, effective December 6, 2018.
34. Stevenson, Flisa M., M.L.A., Director, Campaign Communications, Development, at a 12-month rate of \$72,000, on a full-time basis, effective December 17, 2018.
35. Stitt, Robert A., M.A., Assistant Coach, Football, at a 12-month rate of \$250,000, on a full-time basis, effective December 3, 2018.
36. Whitworth, Nickolas, B.A., Assistant Coach, Football, at a 12-month rate of \$75,000, on a full-time basis, effective January 18, 2019.
37. Williams, Andrew D., M.S., Coach, Football, at a 12-month rate of \$40,000, on a full-time basis, effective January 23, 2019.

## **RESIGNATIONS**

1. Bevis, Christopher B., Grant Specialist, Center for Archaeological Studies, effective February 2, 2019.
2. Bryant, Toni L., Assistant Director, Financial Aid and Scholarships, Office of Financial Aid and Scholarships, effective January 24, 2019.
3. Davis, Rashad H., Residence Hall Director, Department of Housing and Residential Life, effective January 4, 2019.
4. Etheridge, Erin N., Grant Specialist, ALERRT Center, effective February 14, 2019.
5. Flores, Cassia K., Grant Specialist, Educational Talent Search, effective January 1, 2019.
6. Ford, Kasey C., Senior Instructional Designer, Office of Distance and Extended Learning, effective January 5, 2019.
7. Francis, Nicole L., Procurement Analyst, Procurement and Strategic Sourcing, effective January 1, 2019.
8. Gravois, Nicholas R., Coordinator, Marketing and Promotions, Strutters/Ticket/Marketing/Cheer, effective January 1, 2019.

9. Hooge, Jacob D., Grant Specialist, Center for Archaeological Studies, effective December 1, 2018.
10. Jenkins, Briyanna N., Residence Hall Director, Department of Housing and Residential Life, effective February 12, 2019.
11. Juarez, Joe L., Accountant III, Accounting Office, effective February 19, 2019.
12. King, Elizabeth M., Librarian, University Libraries, effective January 12, 2019.
13. Kocian, John-Robert, Systems Support Analyst, Office of Financial Aid and Scholarships, effective December 8, 2018.
14. Leahy, Caitlin B., Publica Writer, The Graduate College, effective January 19, 2019.
15. Lunsford, Anastasia, Coordinator, Resource Development, Development, effective January 19, 2019.
16. Mlenar, Sonja T., Program Specialist, Spring Lake, effective February 9, 2019.
17. Moore, Jeremy D., Digital Media Specialist, University Libraries, effective January 5, 2019.
18. Moore, Pamela, Supervising Psychologist, Counseling Center, effective February 2, 2019.
19. Ramos, Reymundo, Director, PACE Advising Services, PACE Advising Center, effective January 18, 2019.
20. Rodriguez, Aja L., Residence Hall Director, Department of Housing and Residential Life, effective January 26, 2019.
21. Scaliatine, David M., Alumni Marketing Officer, Alumni Relations, effective January 12, 2019.
22. Shaw, Brian S., Grant Specialist, Center for Archaeological Studies, effective December 15, 2018.
23. Smith, Christa A., Accountant IV, Accounting Office, effective January 17, 2019.
24. Stadter, Lindsay A., Academic Advisor II, McCoy Academic Advising Center, effective February 1, 2019.
25. Swink, Aaron P., Assistant Director, Edwards Aquifer Research and Data Center, Edwards Aquifer Research, effective January 3, 2019.
26. Taber-Smith, Madison A., Career Advisor, Career Services, effective January 1, 2019.
27. Williams, Rachel A., Grant Specialist, Meadows Center for Water and the Environment, effective February 21, 2019.

## **RETIREMENTS**

1. Cantu, Cesar E., Physician, Student Health, effective January 1, 2019.
2. Creveling, Valerie L., Accountant III, Office of Financial Aid and Scholarships, effective February 1, 2019.
3. Dailey, Kathlyn C., Director, Counseling Center, Counseling Center, effective February 1, 2019.
4. Grimes, Melinda J., Business Process Analyst, Core Systems, effective January 1, 2019.
5. Jensen, Ann E., Director, Learning Experience Design, Office of Distance and Extended Learning, effective January 1, 2019.
6. Marshall, Karen J., Business Process Analyst, Enterprise Systems, effective January 1, 2019.
7. Nielsen, Milton C., Special Assistant to the Vice President for Information Technology, Vice President for Information Technology, effective February 1, 2019.

## **TERMINATIONS**

1. Burkart, Aaron J., Coach, Football, effective February 2, 2019.
2. Elliott, Brett S., Assistant Coach, Football, effective January 1, 2019.
3. George, Michael S., Coordinator, Team Operations, Football, effective January 3, 2019.
4. Hoke, Kyle D., Assistant Coach, Football, effective January 1, 2019.

5. Howe, Jacob R., Coach, Football, effective January 4, 2019.
6. Kuhr, Zachary A., Assistant Coach, Football, effective January 1, 2019.
7. Mason, Preston D., Assistant Coach, Football, effective January 1, 2019.
8. Mateos, Eric J., Assistant Coach, Football, effective January 1, 2019.
9. Mayes, Adrian Q., Assistant Coach, Football, effective January 1, 2019.
10. Montinar, Jules, Assistant Coach, Football, effective January 1, 2019.
11. Mooring II, Issac, Assistant Coach, Football, effective January 1, 2019.
12. Woods, Christopher J., Assistant Coach, Football, effective January 1, 2019.

## PROMOTIONS

1. Anderson, Mary J., M.A., On-Line Course Developer to On-Line Course Developer II, Office of Distance and Extended Learning, at a 12-month rate of \$49,000, on a full-time basis, effective January 6, 2019.
2. Baker, Kaycee A., B.A., Custodian to Academic Advisor I, Education Advising Center, at a 12-month rate of \$32,000, on a full-time basis, effective February 3, 2019.
3. Barry-Pryor, Roseanne E., H.S., Systems Analyst I to Systems Programmer I, Facilities Management, at a 12-month rate of \$63,120, on a full-time basis, effective January 1, 2019.
4. Canfield, Rachel J., B.S., Senior User Service Consultant to Business Process Analyst, Mobile/Web Systems, at a 12-month rate of \$65,700, on a full-time basis, effective February 11, 2019.
5. Cavanagh, Michael L., B.A., Academic Advisor I to Student Development Specialist I, PACE Advising Center, at a 12-month rate of \$38,328, on a full-time basis, effective December 3, 2018.
6. Doherty, Lisa B., M.E., Administrative Assistant II to Procurement Analyst, Procurement and Strategic Sourcing, at a 12-month rate of \$36,000, on a full-time basis, effective February 17, 2019.
7. Escamilla, Gina M., B.B.A., Academic Advisor I to Academic Advisor II, McCoy Academic Advising Center, at a 12-month rate of \$47,476, on a full-time basis, effective February 11, 2019.
8. Gandhi, Komal A., M.Ed., Instructional Designer to Senior Instructional Designer, Office of Distance and Extended Learning, at a 12-month rate of \$66,223, on a full-time basis, effective December 1, 2018.
9. Gray, Kaila P., B.S., Coordinator, Department Recruiting to Publica Writer, The Graduate College, at a 12-month rate of \$51,648, on a full-time basis, effective February 24, 2019.
10. Henley, Andrew M., B.A., Annual Giving Officer to Major Gift Officer, Development, at a 12-month rate of \$72,000, on a full-time basis, effective February 1, 2019.
11. Hewett, Elizabeth L., B.A., Coordinator, Student Business Services to Student Business Specialist, Treasurer, at a 12-month rate of \$55,500, on a full-time basis, effective December 16, 2018.
12. Kirchner, John A., H.S., Buyer II to Contract Specialist, Procurement and Strategic Sourcing, at a 12-month rate of \$53,841, on a full-time basis, effective January 6, 2019.
13. Lawrence, Nathan R., B.S., Assistant Director, Grounds Operations to Director, Grounds Operations, Grounds and Waste Management Operations, at a 12-month rate of \$84,000, on a full-time basis, effective January 22, 2019.
14. McEwen, Ross A., H.S., Coordinator, Microcomputer Lab II to Systems Administrator II, Mobile/Web Systems, at a 12-month rate of \$68,100, on a full-time basis, effective February 17, 2019.
15. Mikiten, Elizabeth L., B.F.A., Graphic Artist I to UI/UX Designer, Office of University Marketing, at a 12-month rate of \$46,000, on a full-time basis, effective January 7, 2019.

16. Pickrel, Evan M., B.A., User Services Consultant I to Electronic Information Resources Accessibility Coordinator, Vice President for Information Technology, at a 12-month rate of \$50,004, on a full-time basis, effective February 1, 2019.
17. Quintanilla, Jr., Carlos, B.B.A., Accountant II to Accountant III, Office of Financial Aid and Scholarships, at a 12-month rate of \$54,485, on a full-time basis, effective February 1, 2019.
18. Salas, Joanne, Ph.D., Senior Psychologist to Supervising Psychologist, Counseling Center, at a 12-month rate of \$80,508, on a full-time basis, effective February 4, 2019.
19. Smart, Whitten J., B.A., Supervisor, Information Technology Assistance Center to Special Assistant to the Vice President for Information Technology, Vice President for Information Technology, at a 12-month rate of \$102,652, on a full-time basis, effective January 14, 2019.
20. White, Kaitlin, B.A., Administrative Assistant II to Student Development Specialist I, Student Center, at a 12-month rate of \$38,656, on a full-time basis, effective December 30, 2018.

## RECLASSIFICATION

1. Anzures, Carolyn B., Assoc., from Administrative Financial Analyst to Assistant Director, IT Business Operations, Vice President for Information Technology, at a 12-month rate of \$69,268, on a full-time basis, effective January 1, 2019.
2. Ayers, Scott M., B.A., from Coordinator, IT Projects to Director, IT Business Operations, Vice President for Information Technology, at a 12-month rate of \$95,000, on a full-time basis, effective February 1, 2019.
3. Ellis, Elizabeth M., H.S., from Assistant Director, Information Technology Assistance Center to Director, Information Technology Assistance Center, IT Assistance Center, at a 12-month rate of \$94,689, on a full-time basis, effective January 1, 2019.
4. Faber, Anne M., M.S., from Programmer Analyst I to Programmer Analyst II, Mobile/Web Systems, at a 12-month rate of \$65,565, on a full-time basis, effective December 1, 2018.
5. Keilers, Cynthia V., H.S., from Senior Administrative Assistant to Employee Relations Specialist, Human Resources, at a 12-month rate of \$56,802, on a full-time basis, effective January 6, 2019.
6. Rechnitz, Andrew N., Ph.D., from Assistant Director, Learning Commons to Director, Technology Engagement, University Libraries, at a 12-month rate of \$95,720, on a full-time basis, effective January 1, 2019.
7. Stevens, Catherine A., Assoc., from Assistant Director, Information Technology Assistance Center to Director, Information Technology Assistance Center, IT Assistance Center, at a 12-month rate of \$92,533, on a full-time basis, effective January 1, 2019.
8. Tutoki, Andrea M., B.A., from Facilities Management Systems Specialist to Assistant Director, Facilities IT Resources, Facilities Management, at a 12-month rate of \$76,340, on a full-time basis, effective February 1, 2019.

## Texas State University

### ADMINISTRATIVE REAPPOINTMENTS

1. Algoe, Eric	Vice President for Finance and Support Services	M.B.A.	4
2. Bourgeois, Eugene J.*	Provost and Vice President for Academic Affairs	Ph.D.	29
3. Breier, Barbara E.	Vice President for University Advancement	Ph.D.	8
4. Brennan, Mary C.*	Dean, College of Liberal Arts	Ph.D.	29
5. Brown, Daniel A.	Dean, University College and Director of the PACE Center	Ph.D.	8
6. Chahin, T. Jaime*	Dean, College of Applied Arts	Ph.D.	32
7. Fleming, John *	Dean, College of Fine Arts and Communication	Ph.D.	20
8. Galloway, Heather C.*	Dean, Honors College	Ph.D.	24
9. Golato, Andrea *	Dean, The Graduate College	Ph.D.	6
10. Hailey, Christine E.*	Dean, College of Science and Engineering	Ph.D.	3
11. Pierce, Kenneth R.	Vice President for Information Technology	M.S.	4
12. Smart, Denise T.*	Dean, McCoy College of Business Administration	Ph.D.	20
13. Smith, Joanne H.	Vice President for Student Affairs	Ph.D.	27
14. Teis, Lawrence B.	Director, Athletics	Ph.D.	20
15. Trauth, Denise M.*	President	Ph.D.	17
16. Welborn, Ruth B.*	Dean, College of Health Professions	Ph.D.	44

\*Tenured in an academic department

**LAMAR INSTITUTE OF TECHNOLOGY  
MAY 2019**

**FACULTY PERSONNEL CHANGES**

**ADDITIONS**

1. None to report

**RESIGNATIONS**

1. None to report

**RETIREMENTS**

1. Noyola, Thomas, Ed.D., Instructor II, effective 05/31/2019
2. Smith, Leigh, Ed.D., Instructor III, effective 05/31/2019
3. Sweeney, Robert, N/A, Instructor I, effective 05/31/2019

**LEAVE OF ABSENCE**

1. Celeste, Renee, M.A., Instructor I, returned from leave effective 01/07/2019
2. Marken, Alys, M.S., Instructor I, began leave effective 02/25/2019
3. Stinebrickner, Lacey, A.A.S., Instructor II, began leave effective 02/28/2019 and returned effective 03/08/2019

**NON-REAPPOINTMENTS**

1. None to report

**CHANGES IN STATUS/TITLE**

1. None to report

**WITH TENURE**

1. Campbell, Brent, M.S., Instructor I, effective 09/01/2019
2. DeMoss, Michelle, M.S., Instructor I, effective 09/01/2019
3. Marken, Alys, M.S., Instructor I, effective 09/01/2019
4. Marshall, Vicki, Ed.D., Instructor I, effective 09/01/2019
5. Mendoza, Kristina, D.D.S., Instructor I, effective 09/01/2019
6. Neal, Bryan, B.S., Instructor I, effective 09/01/2019
7. Whittaker, Reginald, M.H.S., Instructor I, effective 09/01/2019

**PROMOTION**

1. Abedelwahab, Widad, M.Ed., Instructor I to Instructor II, effective 09/01/2019
2. Bourgeois, Luke, B.A.A.S., Instructor II to Instructor III, effective 09/01/2019
3. Green, Samantha, M.P.H., Instructor II to Instructor III, effective 09/01/2019
4. Hudnall, Stephen, A.A.S., Instructor I to Instructor II, effective 09/01/2019
5. Jacobs, Sharon, M.Ed., Instructor II to Instructor III, effective 09/01/2019
6. Mann, Melissa, A.A.S., Instructor I to Instructor II, effective 09/01/2019
7. Pousson, Johnny, A.A.S., Instructor I to Instructor II, effective 09/01/2019
8. Sizemore, William, M.A., Instructor I to Instructor II, effective 09/01/2019
9. Spooner, Stanley, B.S., Instructor I to Instructor II, effective 09/01/2019
10. Taylor, Stacy, B.A.A.S., Instructor II to Instructor III, effective 09/01/2019

**OTHER**

1. None to report

RECOMMENDATION FOR RE-EMPLOYMENT OF FULL-TIME FACULTY FOR 2019-2020:

DEPARTMENT	TITLE	DEGREE	TENURE	YEARS
<u>Allied Health &amp; Science:</u>				
Whittaker, Reginald (Chair)	Instructor I	M.H.S.	Yes	3
Barron, Bryan	Instructor II	D.C.	Yes	10
Barrow, Brenda	Instructor IV	M.Ed.	Yes	28
Bland, Lisa	Instructor II	A.A.S.	Yes	9
Brown, Deborah	Instructor IV	M.S.	Yes	19
Cobb, Tena	Instructor II	A.A.S.	Yes	9
Cummings, Barbara	Instructor I	B.S.	Yes	6
DeMoss, Michelle	Instructor I	B.S.	Yes	3
Deranieri, Dianne	Instructor II	A.A.S.	Yes	13
Fruge, Vicki	Instructor IV	B.S.	Yes	22
Green, Samantha	Instructor III	M.P.H.	Yes	10
Griffin, Joy	Instructor III	B.S.I.T.	Yes	12
Harrell, Lisa	Instructor III	B.S.	Yes	13
Lanoué, Stephanie	Instructor III	M.A.	Yes	13
Lewis, Shunetta	Instructor I	B.G.S.	Yes	6
Mann, Melissa	Instructor II	A.A.S.	Yes	6
McKinley, Cynthia	Instructor IV	B.A.A.S.	Yes	22
McMahon, Gina	Instructor III	A.A.S.	Yes	15
Mendoza, Kristina	Instructor I	D.D.S.	Yes	2
Nance, Sheryl	Instructor IV	B.A.A.S.	Yes	25
Neal, Bryan	Instructor I	B.S.	Yes	2
Rogers, Lori	Instructor II	B.S.	Yes	10
Ross-Stewart, ReKeisha	Instructor I	A.A.S.	No	1
Sandusky, Renee	Instructor I	B.S.	Yes	6
Smith, April	Instructor II	A.A.S.	Yes	6
Stinebrickner, Lacey	Instructor II	A.A.S.	Yes	9
Taylor, Stacy	Instructor III	A.A.S.	Yes	9
Tinsley, Judy	Instructor III	A.A.S.	Yes	12
Tuguta, Fadhili	Instructor I	M.S.	No	2
Walden, Gwendolyn	Instructor II	B.S.	Yes	14
Waldrep, Staci	Instructor IV	M.S.	Yes	19
Williams, Gail	Instructor IV	M.S.	Yes	27

Business Technologies:

Arnold-Calder, Laurie (Chair)	Instructor III	M.Ed.	Yes	15
Booth, Kara	Instructor III	M.B.A.	Yes	12
Bourgeois, Luke	Instructor III	B.A.A.S.	Yes	15
Cobb, Bonnie	Instructor I	B.S.	No	2
Hudnall, Stephen	Instructor II	A.A.S.	Yes	6
Jacobs, Sharon	Instructor III	M.Ed.	Yes	15
Joiner, Steven	Instructor I	B.B.A.	No	1
Jones, Tamalla	Instructor I	M.B.A.	No	1
Rivera, Lizzette	Instructor II	M.A.	Yes	17
Storbeck, Tim	Instructor II	B.A.A.S.	Yes	17
Stoudemayer, Linda	Instructor III	M.S.	Yes	20
Wilsker, Ira	Instructor IV	M.B.A.	Yes	42

General Education & Developmental Studies:

Katz, Dawn (Chair)	Instructor II	M.A.	Yes	6
Abedelwahab, Widad	Instructor II	M.Ed.	Yes	6

Burnside, Donna	Instructor I	M.A.	No	1
Celeste, Renee	Instructor I	M.A.	No	1
Cobb, Joshua	Instructor I	M.A.	No	1
De la Rosa, Alfred	Instructor III	M.S.	Yes	15
Garza, Andrew	Instructor I	M.S.	Yes	4
Henry, Bradd	Instructor I	M.Ed.	Yes	6
Hooker, David	Instructor III	M.A.	Yes	25
Marken, Alys	Instructor I	M.S.	Yes	3
Marshall, Vicki	Instructor I	Ed.D.	Yes	2
McClelland, Rita	Instructor III	M.A.	Yes	19
Partain, Trudie	Instructor I	M.Ed.	Yes	4
Rawls, James	Instructor I	M.A.	No	1
Rueda, Emily	Instructor IV	M.S.	Yes	17
Sizemore, William	Instructor II	M.A.	Yes	10
Spencer, Tracy	Instructor II	Ph.D.	Yes	22
Zhang, Wei	Instructor I	Ph.D.	No	0

Public Service & Safety:

Mason, Ken (Chair)	Instructor II	M.S.	Yes	13
Mitchell, Nicole	Instructor II	M.S.	Yes	5
White, Dennis	Instructor III	M.S.	Yes	15

Technology:

O'Connor, Pat (Chair)	Instructor III	B.S.	Yes	13
Bingham, Jason	Instructor I	A.A.S.	Yes	9
Campbell, Brent	Instructor I	M.S.	Yes	2
Campbell, Jerry	Instructor IV	A.A.S.	Yes	43
Champagne, Steve	Instructor I	A.A.S.	Yes	10
Day, Thomas	Instructor I	B.S.	No	0
Gaus, Henry	Instructor III	A.A.S.	Yes	20
Grissom, Darrell	Instructor II	A.A.S.	Yes	19
Hargrave, Minus	Instructor I	A.A.S.	Yes	32
Harris, Leslie	Instructor I	N/A	No	1
Hoke, Chelsea	Instructor I	B.S.	Yes	4
Jacobs, Weldon	Instructor II	B.A.A.S.	Yes	21
Matak, Pete	Instructor IV	A.A.S.	Yes	41
McAnally, Richard	Instructor I	A.A.S.	Yes	7
Neely, Edgar	Instructor II	A.A.S.	Yes	19
Noble, Margaret	Instructor I	A.A.S.	No	1
Parrack, Brian	Instructor I	A.A.S.	No	2
Pousson, Johnny	Instructor II	A.A.S.	Yes	6
Rodriguez, Paul	Instructor III	B.S.I.T.	Yes	20
Spooner, Stanley	Instructor II	B.S.	Yes	4
W. Parker, Tiffany	Instructor I	B.A.A.S.	Yes	5
Worry, Valerie	Instructor II	Ed.D.	Yes	7

**ADMINISTRATIVE and UNCLASSIFIED PERSONNEL CHANGES**

**ADDITIONS**

1. None to report

**LEAVE OF ABSENCE**

1. Armentor, Melissa, M.S., Dean of Academics, began leave effective 02/19/2019 and returned effective 03/11/2019



## RETIREMENTS

1. Arnold, Stephen, N/A, Director of Facilities, retired effective 03/31/2019
2. Lamartiniere, M.A., Kenneth, Coordinator of Dual Enrollment & Grants, retired effective 03/31/2019
3. Smith, Lisa, Food Service Manager, retired effective 03/31/2019

## RESIGNATIONS

1. Balla, Adam, Graphics & Publication Specialist, resigned effective 03/07/2019
2. Block, David, A.A.S., Webmaster, resigned effective 4/05/2019
3. Williams, Christopher, B.S., Advisor/Outreach Recruiter, resigned effective 01/03/2019

## CHANGES IN STATUS/TITLE

1. None to report

## SEPARATION

1. None to report

## RECOMMENDATION FOR RE-EMPLOYMENT OF ADMINISTRATIVE AND PROFESSIONAL STAFF FOR 2018-2019:

<u>Name</u>	<u>Title</u>	<u>Degree</u>	<u>Years at LIT</u>
Albright, Bonnie A.	Vice President for Finance & Operations	B.B.A.	20
Armentor, Melissa	Dean of Academics	M.S.	29
Calhoun, Patrick	Exec. Dir. Development/ Foundation	M.S.	5
Clark, Angela	Coordinator of Continuing Education	B.A.A.S.	16
Cole, Rebecca	Coordinator of Special Populations/Title IX Coordinator	B.G.S.	15
Davis, Anthony	Assistant Director, Police Academy	B.A.	3
Dockens, Samuel J.	IT Director (Interim)	B.S.	3
Dry, Randall	Process/Instrumentation Laboratory Technician	N/A	3 4
Elliott, Christopher	Director for Marketing And Communication	M.A.	0
Griffin, Lisa	Accountant Senior	B.B.A.	14
Hill, Angela	Dean of Student Success	Ph.D.	10
Hoffpauir, Judy	Executive Assistant to the President	A.A.S	1
Howard, Lonnie .	President	Ph.D.	3
Hughes, Sharon	EMS Instructional Staff	A.A.S.	1
Hunt, Dennis	Instructional Staff II	N/A	4
Jacobs, Allison	Accountant II	B.B.A.	4
Johnson, Lori	Coord. of Testing Center	M.Ed.	6
Korns, Linda	Director of Financial Aid	B.B.A.	0
Lawson, Sha Nelle	QEP Coordinator	M.Ed.	8
LeBoeuf, Jimmy	Director of Regional Police Academy	B.S.	1
Marsh, Christine	Coord. Institutional Effectiveness	B.B.A.	6
McCammon, Elizabeth	Instructional Staff II	N/A	17
McIntire, Darren	Information Security Officer	M.B.A.	0

Mix, Kerry	EVP & Provost	Ph.D.	0
Moore, Roy	System Support Specialist I	A.A.S.	0
Mosley, David	Vice President for Strategic Initiatives	B.B.A.	29
Phillips, Miranda	Dean of Strategic and Workforce Initiatives	M.A.	1
Pina-Russell, Justine	Coordinator of Student Activities and Career Services	A.A.	1
Pittman, Earl	Instructional Staff II	N/A	4
Pitts, Julie	Coord. of Student Enrollment and Retention	M.S.	3
Placette, Alicia	Assistant Director Of Finance	B.B.A.	18
Prince, Byron	Manager-Harvey Recovery Grant	Ed.D.	0
Randall, John	Coordinator, Fire Academy	B.A.A.S.	6
Savoy, Deloris	Coord. Advisors/ Outreach Recruiters	B.A.	9
Seymour, Vicki	Development Manager	A.A.	3
Singh, Shivinder	Programmer III	M.S.	11
Vannoy, Clint	Clinical Coordinator EMS	N/A	4
Welch, James	Program Director, EMS	A.A.S.	12
Woodall, Jason	Director of Online Learning	M.Ed.	6

**SPRING 2019 FACULTY NOT REPORTED PREVIOUSLY  
FACULTY APPOINTMENTS, New (N) and Renewal (R)**

Name	Degree	Rank	Program	%FTE	Salary	Period
<b>ALLIED HEALTH AND SCIENCE</b>						
R Alford, Nathaniel	M.D.	Adjunct	Respiratory	.14	\$3,000	Spr. 2019
R Armstrong, Harriet	D.M.D.	Adjunct	Dental Hygiene	.03	\$1,680	Spr. 2019
R Barron, Bryan	D.C.	Instr. II	Biology	.10	\$1,080	Spr. 2019
R Blanchard, Ruth	A.A.S.	Adjunct	Health Info Tech	.10	\$1,980	Spr. 2019
R Bland, Lisa	A.A.S.	Instr. II	Radiology	.09	\$1,530	Spr. 2019
R Boland, Deena	A.A.S.	Adjunct	Sonography	.24	\$8,130	Spr. 2019
R Boudreaux, Christy	D.D.S.	Adjunct	Dental Hygiene	.08	\$2,160	Spr. 2019
R Browning, Tami	A.A.S.	Adjunct	Dental Hygiene	.20	\$5,040	Spr. 2019
R Burke, Shannon	D.C.	Adjunct	Biology	.15	\$3,240	Spr. 2019
R Carpenter, Dave	D.D.S.	Adjunct	Dental Hygiene	.04	\$2,160	Spr. 2019
R Clowe, Christine	B.S.	Adjunct	Dental Hygiene	.08	\$1,920	Spr. 2019
R Cobb, Tena	A.A.S.	Instr. II	Health Info Tech	.38	\$6,840	Spr. 2019
R Cross, Deborah	B.S.	Adjunct	Health Info Tech	.20	\$5,940	Spr. 2019
R Davis, Danielle	A.A.S.	Adjunct	Dental Hygiene	.08	\$1,920	Spr. 2019
R Ebarb, Rebecca	A.A.S.	Adjunct	Dental Hygiene	.22	\$4,920	Spr. 2019
R Facey, Barrington	M.B.A.	Adjunct	Respiratory	.10	\$2,520	Spr. 2019
R Fruge, Vicki	B.S.	Instr. IV	Chemistry	.45	\$4,860	Spr. 2019
R German, Terri	D.D.S.	Adjunct	Dental Hygiene	.04	\$1,920	Spr. 2019
R Giglio, Sam	D.D.S.	Adjunct	Dental Hygiene	.29	\$14,400	Spr. 2019
R Grass, Connie	D.C.	Adjunct	Biology	.30	\$6,480	Spr. 2019

R	Grass, Connie	D.C.	Adjunct	Biology	.15	\$3,240	12-Week
R	Gregory, Larry	B.S.	Adjunct	Chemistry	.18	\$4,320	Spr. 2019
R	Green, Dana	B.S.	Adjunct	Health Info Tech	.10	\$0	Spr. 2019
R	Green, Samantha	B.A.A.S.	Instr. II	Radiology	.09	\$1,530	Spr. 2019
R	Griffin, Joy	B.S.I.T.	Instr. II	Occup Safety	.13	\$1,350	Spr. 2019
R	Jones, Brad	B.S.	Adjunct	Occup Safety	.10	\$2,160	Spr. 2019
R	Jones, Kevin	A.A.S.	Adjunct	Respiratory	.31	\$5,600	Spr. 2019
R	Keith, Lindsay	A.A.S.	Adjunct	Sonography	.09	\$2,530	Spr. 2019
R	Landry, Cynthia	A.A.S.	Adjunct	Child Care Dev	.30	\$7,560	Spr. 2019
R	Middleton, William	D.D.S.	Adjunct	Dental Hygiene	.04	\$2,160	Spr. 2019
R	Morgan, Harry	M.Ed.	Adjunct	Biology	.35	\$7,560	Spr. 2019
R	Nantz, William	D.D.S.	Adjunct	Dental Hygiene	.08	\$3,600	Spr. 2019
R	Neal, Bryan	B.S.	Instr. I	Chemistry	.70	\$7,560	Spr. 2019
R	Porter, Jackson	D.D.S.	Adjunct	Dental Hygiene	.05	\$2,400	Spr. 2019
R	Thornton, Griselda	A.A.S.	Adjunct	Radiology	.46	\$8,400	Spr. 2019
R	Waldrep, Staci	M.S.	Instr. IV	Health Info Tech	.45	\$4,860	Spr. 2019
R	Waldrep, Staci	M.S.	Instr. IV	Health Info Tech	.10	\$1,080	12-Week
R	Wiggins, Robert	D.D.S.	Adjunct	Dental Hygiene	.09	\$4,080	Spr. 2019
R	Williams, Roland	D.D.S.	Adjunct	Dental Hygiene	.08	\$3,600	Spr. 2019
R	Yaseen, Niveen	Ed.D.	Adjunct	Chemistry	.20	\$4,300	Spr. 2019

#### BUSINESS TECHNOLOGIES

R	Arnold-Calder, Lauri	M.Ed.	Instr. III	Computer Network	.40	\$2,160	Spr. 2019
R	Booth, Kara	M.B.A.	Instr. III	Manage Develop	.40	\$3,672	Spr. 2019
R	Bourgeios, Luke	B.A.A.S.	Instr. II	Computer Network	.67	\$7,200	Spr. 2019
R	Cobb, Bonnie	B.S.	Instr. I	Computer Network	.87	\$9,360	Spr. 2019
R	Flosi, Alicen	Ph.D.	Adjunct	Bus Comp Info	.10	\$2,160	Spr. 2019
R	Hudnall, Stephen	A.A.S.	Instr. I	Real Estate	.20	\$2,160	Spr. 2019
R	Jacobs, Sharon	M.Ed.	Instr. II	Bus Comp Info	.17	\$1,800	Spr. 2019
R	Joiner, Steven	B.B.A.	Instr. I	Computer Network	.53	\$5,760	Spr. 2019
R	Joiner, Susan	B.B.A.	Adjunct	Computer Network	.35	\$7,200	Spr. 2019
R	Perkins, Gary	A.A.S.	Adjunct	Bus Comp Info	.70	\$12,672	Spr. 2019
R	Peyton, Carole	M.A.	Adjunct	Manage Develop	.10	\$2,160	Spr. 2019
R	Stewart, Sean	B.B.A.	Adjunct	Computer Network	.35	\$7,200	Spr. 2019
R	Storbeck, Timothy	B.A.A.S.	Instr. II	Computer Network	.67	\$7,200	Spr. 2019
R	Stoudemayer, Linda	M.S.	Instr. III	Bus Comp Info	.27	\$1,440	Spr. 2019
R	Veron, Steven	A.A.S.	Adjunct	Bus Comp Info	.18	\$3,600	Spr. 2019

#### GENERAL EDUCATION & DEVELOPMENT STUDIES

R	Abedelwahab, Widad	M.Ed.	Instr. I	Math	.20	\$2,160	Spr. 2019
R	Allen, Karol	M.Ed.	Adjunct	College Success	.08	\$1,440	Spr. 2019
R	Bates, Christopher	M.P.A.	Adjunct	Government	.20	\$4,320	Spr. 2019
R	Bates, Christopher	M.P.A.	Adjunct	Government	.10	\$1,728	12-Week
R	Bourque, Brenda	B.B.A.	Adjunct	Dev Math	.15	\$2,880	Spr. 2019

R	Brown, Cheylyn	M.A.	Adjunct	English	.10	\$0	Spr. 2019
R	Burnside, Donna	M.A.	Instr. I	Speech	.20	\$2,160	12-Week
R	Cantu, Joseph	M.Ed.	Adjunct	Dev Math	.25	\$4,320	Spr. 2019
R	Celeste, Renee	M.A.	Instr. I	History	.20	\$2,160	Spr. 2019
R	Cobb, Joshua	M.A.	Instr. I	Speech	.40	\$4,320	Spr. 2019
R	Comer, Stephen	B.S.	Adjunct	Dev Math	.10	\$1,440	Spr. 2019
R	Courmier, Sharon	M.A.	Adjunct	History	.30	\$6,480	Spr. 2019
R	Courmier, Sharon	M.A.	Adjunct	History	.10	\$1,728	12-Week
R	Culbertson, Patricia	B.A.A.S.	Adjunct	Dev Writing	.05	\$720	Spr. 2019
R	De la Rosa, Alfred	M.S.	Instr. III	Mathematics	.20	\$2,160	12-Week
R	Ford, Casey	M.A.	Adjunct	English	.10	\$2,160	Spr. 2019
R	Garza, Andrew	M.S.	Instr. I	Psychology	.07	\$720	Spr. 2019
R	Girard, James	M.A.	Adjunct	History	.40	\$0	Spr. 2019
R	Henry, Bradd	M.Ed.	Instr. I	Mathematics	.20	\$2,160	Spr. 2019
R	Henry, Bradd	M.Ed.	Instr. I	Mathematics	.60	\$6,480	12-Week
R	Hooker, David	M.A.	Instr. III	English	.20	\$2,160	Spr. 2019
R	Jacobs, Sharon	M.Ed.	Instr. II	College Success	.13	\$1,440	Spr. 2019
R	Kees, Arthur	M.Ed.	Adjunct	Dev Math	.05	\$720	Spr. 2019
R	Kees, Arthur	M.Ed.	Adjunct	Dev. Math	.05	\$720	12-Week
R	McClelland, Rita	M.A.	Instr. III	English	.40	\$4,320	Spr. 2019
R	Miller, Beverly	M.A.	Adjunct	Sociology	.10	\$2,160	Spr. 2019
R	Miller, Victor	M.Ed.	Adjunct	Education	.10	\$0	Spr. 2019
R	Mires, Nicholas	M.A.	Adjunct	Philosophy	.20	\$4,320	Spr. 2019
R	Mitchell, Nicole	M.S.	Instr. II	College Success	.13	\$1,440	12-Week
R	Monceaux, Alex	M.A.	Adjunct	English	.15	\$2,880	Spr. 2019
R	Monceaux, Alex	M.A.	Adjunct	English	.10	\$2,160	12-Week
R	Moulton, Irma	M.Ed.	Adjunct	Mathematics	.20	\$4,320	Spr. 2019
R	Partain, Trudie	M.Ed.	Instr. I	College Success	.07	\$720	Spr. 2019
R	Peveto, Britton	M.A.	Adjunct	History	.10	\$2,160	Spr. 2019
R	Phillips, Rebecca	M.A.	Adjunct	English	.20	\$0	Spr. 2019
R	Rash, William	M.A.	Adjunct	English	.10	\$2,160	12-Week
R	Rawls, James	M.F.A.	Instr. I	Humanities	.60	\$6,480	Spr. 2019
R	Rekieta, Casi	M.A.	Adjunct	Speech	.20	\$4,320	Spr. 2019
R	Sizemore, William	M.A.	Instr. I	English	.20	\$2,160	Spr. 2019
R	Smith, Leigh	Ed.D.	Instr. III	College Success	.20	\$2,160	12-Week
R	Sontag, Beverly	B.A.	Adjunct	Dev Writing	.10	\$1,440	Spr. 2019
R	Spencer, Tracy	Ph.D.	Instr. II	Humanities	.40	\$4,320	Spr. 2019
R	Tanner, Shannon	M.A.	Adjunct	Government	.20	\$4,320	Spr. 2019
R	Tanner, Thomas	M.A.	Adjunct	English	.10	\$2,160	Spr. 2019
R	Tiefenwerth, Jana	M.S.	Adjunct	Sociology	.30	\$6,480	Spr. 2019
R	Toups, Melanie	M.Ed.	Adjunct	Dev Writing	.15	\$2,880	Spr. 2019
R	Watts, James	M.Ed.	Adjunct	College Success	.08	\$1,440	12-Week
R	Whiting, Melaney	J.D.	Adjunct	Government	.10	\$2,160	Spr. 2019

PUBLIC SERVICE AND SAFETY

R	Davis, Anthony	B.A.	Adjunct	Homeland Sec	.20	\$2,160	12-Week
R	Dearing, Misti	N/A	Adjunct	Emergency Med	.20	\$3,960	Spr. 2019
R	Mason, Kenneth	M.S.	Instr. II	Criminal Justice	.20	\$2,160	12-Week
R	Mitchell, Nicole	M.S.	Instr. II	Homeland Sec	.40	\$4,320	12-Week
R	Noyola, Thomas	Ed.D.	Instr. II	Criminal Justice	.27	\$2,160	12-Week

TECHNOLOGY

R	Bingham, Jason	A.A.S.	Instr. I	Welding	.33	\$3,600	Spr. 2019
R	Bradley, Clyde	A.A.S.	Adjunct	Industrial Mech	.25	\$4,320	Spr. 2019
R	Burnett, Troy	A.A.S.	Adjunct	Adv Engine	.20	\$0	Spr. 2019
R	Campbell, Brent	M.S.	Instr. I	Comp Drafting	.40	\$4,320	Spr. 2019
R	Culp, Thomas	A.A.S.	Adjunct	Instrumentation	.23	\$3,600	Spr. 2019
R	Day, Thomas	B.S.	Instr. I	Process Operate	.26	\$2,880	Spr. 2019
R	Gaus, Henry	A.A.S.	Instr. III	Heat, Vent, Air	.33	\$3,600	Spr. 2019
R	Green, Dusty	A.A.S.	Adjunct	Welding	.20	\$0	Spr. 2019
R	Griffin, Thomas	A.A.S.	Adjunct	Industrial Mech	.30	\$3,960	Spr. 2019
R	Grissom, Darrell	B.S.	Instr. II	Heat, Vent, Air	.06	\$720	Spr. 2019
R	Harris, Leslie	N/A	Instr. I	Utility Line	.43	\$4,680	Spr. 2019
R	Hickman, Marlon	B.S.	Adjunct	Process Operate	.20	\$6,480	Spr. 2019
R	Hoke, Chelsea	B.G.S.	Instr. I	Instrumentation	.20	\$2,160	Spr. 2019
R	Holton, William	B.B.A.	Adjunct	Industrial Mech	.20	\$2,880	Spr. 2019
R	Jacobs, Weldon	B.A.A.S.	Instr. II	Instrumentation	.60	\$6,480	Spr. 2019
R	Leblanc, James	N/A	Adjunct	Process Operate	.15	\$2,800	Spr. 2019
R	Matak, Pete	A.A.S.	Instr. IV	Adv Engine	.13	\$1,440	Spr. 2019
R	McAnally, Richard	A.A.S.	Instr. I	Welding	.33	\$3,600	Spr. 2019
R	Neely, Edgar	A.A.S.	Instr. II	Instrumentation	.13	\$1,400	Spr. 2019
R	Noble, Margaret	A.A.S.	Instr. I	Welding	.60	\$6,480	Spr. 2019
R	O'Connor, Pat	B.S.	Instr. III	Comp Drafting	.13	\$1,440	Spr. 2019
R	Parrack, Brian	A.A.S.	Instr. I	Process Operate	.50	\$5,400	Spr. 2019
R	Parrack, Brian	A.A.S.	Instr. I	Process Operate	.14	\$1,512	12-Week
R	Pousson, Johnny	A.A.S.	Instr. I	Comp Drafting	.68	\$7,344	Spr. 2019
R	Rodriguez, Pablo	B.S.I.T.	Instr. III	Process Operate	.13	\$3,960	Spr. 2019
R	Sedoruk, Henry	A.A.S.	Adjunct	Instrumentation	.23	\$3,600	Spr. 2019
R	Spooner, Stanley	B.S.	Instr. I	Comp Drafting	.10	\$1,080	Spr. 2019
R	Sweeney, Robert	N/A	Instr. I	Process Operate	.10	\$1,080	Spr. 2019
R	Williams, Lloyd	N/A	Adjunct	Process Operate	.23	\$5,040	Spr. 2019
R	Williams-Parker, Tiffany	B.A.A.S.	Instr. I	Process Operate	.60	\$6,480	Spr. 2019
R	Worry, Valerie	Ed.D.	Instr. II	Process Operate	.33	\$3,600	Spr. 2019

## LAMAR STATE COLLEGE ORANGE

### FACULTY PERSONNEL CHANGES

#### ADDITIONS:

- 1.
- 2.
- 3.

#### RETIREMENTS:

- 1.

#### PROMOTIONS:

1. Moore, Andy from adjunct to Full Time Instructor effective January 1, 2019 at a 12-month salary of \$37,750.

#### TERMINATIONS:

1. None to report

#### WITH TENURE:

1. Lumpkin, Linda Denise Sarver, Instructor of Upward Mobility Nursing, effective September 1, 2019.
2. Scarborough, George, Instructor of Mathematics, effective September 1, 2019.
3. Trotter, Jennifer Lynn, Instructor of Upward Mobility Nursing, effective September 1, 2019.
- 4.

### NOMINATIONS FOR RE-EMPLOYMENT OF FACULTY, 2019-2020

<u>Name</u>	<u>Rank</u>	<u>Degree</u>	<u>Tenure</u>	<u>Years at LSCO</u>
<b>Health Sciences and Workforce Education</b>				
Baker, Colleen	Instructor	Cert.	No	1
Baker, Suzanne	Instructor	AAS,RN	No	15
Barker,Charlotte	Assistant Professor	PhD	No	0
Bryant, Jennifer	Instructor	MBA	No	5
Busby, Leah	Instructor	MBA	No	4
Cole, Angela	Instructor	BSN	No	11
Dotson, Diane	Instructor	BBA	No	15
Foreman, Sherri	Instructor	BS	No	13
Geis, Earl	Instructor	BS	No	15
Harris, Susan	Instructor	AAS	No	3
LaGrone, Toni	Instructor	AAS	No	2
LeBlanc, Lorrie	Instructor	BSN	No	23
Lemons, Janet	Instructor	MS	Yes	13
Lumpkin, Linda	Instructor	MS	No	6
McLendon, Gary	Instructor	BAAS	No	5
McClure, Matthew	Professor	PhD	Yes	25
McGee, Leah Anne	Assistant Professor	MEd	Yes	26
Nguyen, Loan	Instructor	Cert.	No	5
Paulk, Charlene	Instructor	BS	No	25
Ramsey, Brenda	Instructor	AAS	No	4
Reeder, Michael	Instructor	BS	No	9
Smith, Wilma	Instructor	MSN	No	4
Sanford, Jerry	Assistant Professor	DC	No	13
Song, Ni	Associate Professor	PhD	Yes	8

Stewts, Chris	Instructor	Cert.	No	17
Trotter, Jennifer	Instructor	MBA	No	10
Tucker, Mande	Instructor	AAS	No	10

**Department of Arts, Humanities and Social Sciences**

Doss, Kevin	Instructor	BA,MA	Yes	23
Hodges, Lisette	Instructor	BA,MS	Yes	11
Lindsey, Richard	Instructor	BA,MA	No	9
Lumpkin, Byron	Instructor	BA	No	0
Malouf, Kevin	Instructor	BA,MBA	No	0
Moreau, Dal	Instructor	MA	No	14
Owens, Eric	Instructor	MA	Yes	12
Runnels, Shana	Instructor	MS	No	4
Smith, Amanda	Instructor	MFA	No	7
Turkel, Arlene	Associate Professor	EdD	Yes	31

**Department of Education and Mathematics**

Jureidini, Elias	Assistant Professor	BS,MS,MS	Yes	26
Kim, Jongchul	Assistant Professor	PhD	Yes	11
Moore, Andy	Instructor	BS	No	3
Scarborough, George	Instructor	MS	No	6

## LAMAR STATE COLLEGE ORANGE

### ADMINISTRATIVE and UNCLASSIFIED PERSONNEL CHANGES

**ADDITIONS:**

1.

**RETIREMENTS:**

1. None to Report

**PROMOTIONS:**

1. Rives, Lora, Interim Human Resource Specialist effective January 14, 2019, at a 12 month salary of \$34,000.

### RE-EMPLOYMENT OF ADMINISTRATIVE AND NON-CLASSIFIED PERSONNEL, 2019-2020

<u>Name</u>	<u>Title</u>	<u>Degree</u>	<u>Tenure</u>	<u>Years</u>
Johnson, Thomas A.	President	EdD	No	0
Barringer, Al	Executive Vice President/Provost	EdD	No	0
Wickland, Mary	Vice President for Business and Financial Affairs	BS/CPA	No	0
Oltz, Jamie	Controller	BS	No	13
Collins, Patty	Interim Dean of Student Services	MS	No	2
Whitehead, Gwendolyn	Dean of Academic Studies	PhD	Yes	29
Simar, Gina	Dean of Health, Workforce and Technology	MEd/RN	No	27
Crockett, Suzonne	Associate Dean	EdD	No	14
Moore, Amy	Director of Public Information	BA	No	5
Wyles, Cynthia	Print Services Coordinator	AAS	No	13
Barrientos, Antonio	Director of Learning Center	BAAS	No	26
Burnett, Linda	Director of Information Services	BS	No	35
Campbell, Jesse	Director of Security & Community Liaison	MEd	Yes	43
Celestine, Thera	Director of Workforce Education	AS	No	9
Willoughby, Sherrie	Interim Director of Human Resources	AS	No	15
Jones, Alicia	Coordinator of Student Activities	BS	No	2
Byley, Cheryl	Director of Purchasing & Contracts	AAS	No	1
Mitchell, Charles	Director of Physical Plant		No	8
Keeney, Hunter	Director of Institutional Research & Effectiveness	EdD	No	9
McCoy, Mary	Director of Library Services	MLS	No	21
Preslar, Andrew	Director of SACSCOC Reporting	MA	Yes	36
Sizemore, Mary	Director of Learning Technology	PhD	No	7
Olson, Kerry	Director of Financial Aid	BBA	No	28
Stephenson, Andrea	Director of Advising, Recruiting, Counseling & Testing	MA	No	6
Saenz, Carissa	Director of Finance	MS	No	5
Horner, Chris	Maritime Director		No	2
McAnelley, Rebecca	Director of Admissions/Registrar	BS	No	32
Smith, Terrie	Manager Brown Estate		No	20
Due, Jamie	Accountant III	BAAS	No	1
Dumes, Erica	Accountant II	AS	No	13
Hooper, Kaitlin	Accountant I	BBA	No	1
Thompson, Denetta	Payroll Manager	AAS	No	12



Campbell, Ashley	Accountant II/Project Accountant	BS	No	4
Lanphar, Tara	System Administrator	AAS	No	22
Petitjean, Kevin	Application Support Analyst	AAS	No	14
Petitjean, Jennifer	Web Administrator	BBA	No	11
Johnson, David	Information Security Officer	AAS	No	23
Guidry, Matthew	Network Support Specialist	BBA	No	9
Cheatham, Linda	User Services/Telecom Specialist	AAS	No	23
Powers, Jennifer	Academic Advisor	BS	No	1
Brister, Amy	Academic Advisor/Special Populations	BS	No	7
January, Cheryl	Academic Advisor	MBA	No	13
Burdett, Robyn	Academic Advisor	BS	No	3
Pressler, Elizabeth	Learning Lab Manager	MEd	No	11
Morrison, Barbara	Instructional Staff	BS	No	2
Norville, Victoria	Testing Administrator	BBA	No	23
Manuel, Kristina	Testing Examiner	AS	No	3
Richard, Whitney	Recruiter	BS	No	5
Kinto, Diana	Coordinator of Financial Aid	BAAS	No	14
Scales, Carrie	Financial Aid Advisor	AAS	No	17
Rives, Lora	Interim Human Resource Specialist	BBA	No	4
Kapranos, Aubrey	Librarian	MS	No	18
Smith, Samantha	Public Services Librarian	MLS	No	5

**Lamar State College – Port Arthur**

**FACULTY PERSONNEL CHANGES**

**NEW HIRES**

1. None to report.

**RESIGNATIONS**

1. Pollock, Dr. Richard, effective May 31, 2019.

**RETIREMENTS**

1. Loewer, John, effective April 30, 2019.

**NON-REAPPOINTMENTS**

1. None to report.

**CHANGES IN STATUS**

1. None to report.

**WITH TENURE**

1. Belyeu, Jeremy, effective September 1, 2019.
2. Brooks, Chandra, effective September 1, 2019.
3. Champagne, Adriane, effective September 1, 2019.
4. Lawson, Deborah, effective September 1, 2019.
5. Son-Guidry, Kyung-Ae, effective September 1, 2019.

**NOMINATIONS FOR EMPLOYMENT AND RE-EMPLOYMENT OF FACULTY  
2019-2020**

Name	Rank	Degree	Tenured	Yrs. of Service
<b>Allied Health</b>				
Allen, Shalanda	Instructor I	LVN	Yes	12
Antoine, Tenika	Instructor	MS	No	0
Arceneaux, Cynthia	Instructor	BSN	No	5
Brown, Carolyn	Instructor II	RN/AAS	Yes	14
Buckner, Brandon	Instructor I	AAS/SCT	Yes	17
Davis, Eursula	VN Coordinator/Instructor I	BS	Yes	12
Gott, JoAnna	Instructor	AAS	No	1
Guidry, Kathy	Instructor I	AAS	Yes	14
Hare, Diane	Instructor	AAS	No	4
Hare, Truman	Instructor	AAS	No	0
Holmes, Lois	Instructor	AAS	No	0
James, Melanie	Instructor/Retention Coord.	MSN	No	3
Kinsey, Emma	Instructor I	AAS	No	3
Lawson, Deborah	Instructor	AAS	No	6
MacNeill, Shirley	Depart. Chair/ADN Coordinator./Instructor	BSN	Yes	18
Stamey, Julie	ADN Instructor	MSN	No	4
White, Linda	Instructor I/DAAC Coord.	MA	No	1
Woods, Tanya	Instructor	BS	Yes	9

**Business & Industrial Technology**

Abelman, Maurice	Instructor I	BFA	No	0
Baxter, Benny	Instructor I	ASE	Yes	5
Beckcom, Doneane	Instructor II	JD	No	3
Bohn, George	Instructor	BS	No	4
Chaddick, Morgan	Instructor	AAS	No	2
Champagne, Adriane	Instructor I	BAAS	No	6
Chavez, Javier	Instructor I	AAS	No	2
Fonteno, Helen	Instructor	AAS	No	5
Guillot, Sheila	Depart. Chair/Instructor IV	Med	Yes	29
Hall-Rattray, Deanna	Instructor I	MBA	No	2
Harbert, Tonya	Instructor I	AAS	No	2
LeJeune, Sherry	Instructor II	AAS	Yes	16
Medhekar, Sarita	Instructor I	MS	No	2
Powell, James	Instructor I	Certificate	Yes	9
Smith, Amanda	Instructor I	AAS	Yes	15
Sparrow, Michael	Instructor	--	No	3

**Commercial Music, Visual, & Performing Arts**

Freyermuth, John	Depart. Chair/Instructor	MAFA	No	7
Richardson, Carl	Instructor	BM	No	7

**General Education & Developmental Studies**

Askew, Michelle	Instructor III	MS	Yes	29
Barbay, Carol	Professor	PhD	Yes	27
Barnes, Joshua	Instructor	BS	No	0
Belyeu, Jeremy	Instructor	MA	No	6
Brooks, Chandra	Instructor	MEd	No	6
Cammack, James	Instructor III	MBA	Yes	10
Capeles, Tina	Instructor	EdD	No	6
Davis, Michelle	Department Chair	EdD	No	2
Faggard, Albert	Instructor	MAFA	No	3
Gengo, Damon	Instructor	MS	Yes	12
James, Caitlin	Instructor	MA	No	5
Jordan, Percy	Associate Professor	PhD	Yes	17
Judice, Michelle	Instructor	EdD	Yes	14
Longlet, Nancy	Assistant Professor	PhD	Yes	11
Lowe, Zebulon	Instructor	MA	Yes	7
Megnet, Grace	Associate Professor	MFA	Yes	11
Son-Guidry, Kyunga	Assistant Professor	PhD	No	7
Stafford, Laura	Professor	PhD	Yes	20
Triebel, Mavis	Instructor	MPA	Yes	28
Wilbur, Christina	Instructor	MED	No	5

**Inmate Instruction**

Blanchard, Michael	Instructional Staff	--	No	7
Cole, Craig	Instructional Staff I	--	No	16
Holcombe, Gary	Instructional Staff I	BBA	No	2
Jones, Ellen	Instructional Staff I	--	No	20
Kincaid, Jared	Instructional Staff I	AAS	No	7

Lemm, Petra	Instructional Staff I	AAS	No	13
Netterville, Craig	Instructor III	BS	No	20
Owens, Paul	Instructional Staff I	BA	No	8
Parrish, Michael	Instructional Staff I	--	No	8
Sweat, Ray	Instructional Staff I	BBA	No	0

### **ADMINISTRATIVE and UNCLASSIFIED PERSONNEL CHANGES**

#### **ADDITIONS**

1. Myers, Hai, Director of Academic Advising and Retention, at a 12-month rate of \$57,000 effective February 20, 2019.

#### **CHANGES IN STATUS**

1. Esquivel, Brian, B.S., Student Activities Director to Athletic Business Manager/Event Coordinator, effective February 1, 2019.
2. Odom, Leanna, BBA/CPA/CFA, Sr. Director of Accounting to Controller, effective March 1, 2019.
3. Wickland, Mary, BBA/CPA, Vice President for Finance and Operations to Executive Vice President for Finance and Operations, effective March 1, 2019.
4. Garcia, Maria, MA, from Manager of Contracts and Risk Management to Director of Purchasing and Contracts, effective March 1, 2019.

#### **DISMISSALS**

1. None to report.

#### **RESIGNATIONS**

1. None to report.

#### **RETIREMENTS**

1. Stretcher, Dr. Gary, effective August 31, 2019.
2. Trahan, Sheila, effective August 31, 2019.

### **NOMINATIONS FOR RE-EMPLOYMENT OF ADMINISTRATIVE OFFICERS AND ADMINISTRATIVE PERSONNEL 2019-2020**

<b>Months</b>	<b>Name &amp; Title</b>	<b>Degree</b>	<b>Yrs./Lamar</b>
<b>Finance Office</b>			
12	Cowart, Shelly; Accountant II	BBA	7
12	Duvall, Karen; Director of Payroll	BBA	27
12	Garcia, Maria; Director of Purchasing & Contracts	MA	0
12	Ludwig, Sandra; Bursar	AAS	10
12	Mathers, Raymond; Property Manager	BS	9
12	Odom, Leanna; Controller	BBA/CPA/CFA	3
12	Veltz, Maureen; Director of Finance	BBA	19
12	Wickland, Mary; Executive Vice President for Finance & Operations	BBA/CPA	9

Health, Fitness & Sports

12	Apetrei, Constantin; Assistant Basketball Coach	BAS	2
12	Baker, Brittany; Assistant Head Softball Coach	BBA	2
12	Edwards, Michael Vance; Softball Coach	MS	14
12	Esquivel, Brian; Athletic Business Manager/Event Coordinator	BS	1
12	Madison, Lance; Basketball Coach	BA/MS	6
12	Street, Scott; Athletic Director	MBA	8
Human Resources			
12	Riley, Tammy; Director of Human Resources	AAS	23
Information Technology Services			
12	Burgin, John; Systems Administrator II	--	14
12	Cook, Susan; Asst. Director Infrastructural Services	MA/MIT	1
12	Ghorayeb, Samir; Director Information Technology	BS	16
12	Miles, Carl; Systems Administrator	AS	5
12	Nguyen, Khoa; Technical Support Supervisor	AAS	2
12	Ochoa, Jamie; Network and System Administrator	AAS	2
12	Richard, Wendi; System Analyst III	BS	27
12	Uzoru, Petra; Coordinator of Institutional Research/Reporting	BBA	26
12	Webb, Stephen; System Analyst II	BS	23
Inmate Education Program			
12	Ellis, Donna; Inmate Instruction Specialist	MS	5
12	Guidry, Patricia; Inmate Instruction Specialist	BBA	26
Institutional Effectiveness			
12	Knowles, J. Mark; Director of Institutional Effectiveness	MS	29
Library			
12	Gawu, Helena; Dean of Library Services	MLS	3
12	Shin, Yumi; Coordinator of Reference/Access Services	MLS/MA	2
Office of the President			
12	Reynard, Betty; President	EdD	5
Physical Plant			
12	Odom, Scott; Director of Physical Plant	--	3
Public Information			
12	Dickert, Gerry; Coordinator of Public Information	AAS	8
Small Business Development Center			
12	Tait, Linda; Director	MBA/CPA	21
Student Services			
12	Baumer, Lisa; Financial Aid Advisor	MA	7
12	Brown, Lawanda; Academic Advisor	MA	10

12	Fontnette, NaSondra; Assistant Registrar	BAAS	19
12	Hebert, Deborrah, Dean of Student Services	PhD	4
12	Humphrey, Robin; Registrar	BS	10
12	Marcantel, Laurie; Disability Services Coordinator	MED	5
12	Morales, David; Director of Enrollment	MED	2
12	Myers, Hai; Director of Academic Advising & Retention	MS	0
12	Santos, Carla; Academic Advisor & Scholarship Coordinator	BS	0
12	Thibodeaux, Sharon, Director of Financial Aid	MA	0
Vice President for Academic Affairs			
12	Millsap, Pamela; Vice President for Academic Affairs	PhD	1
12	Offord, Roszella, Director of Online Learning	MEd	0
Workforce Training & Continuing Education			
12	Stafford, Ben; Dean	DPH	9

## CONSENT – MISCELLANEOUS

## **TSUS: Acknowledgement of Gifts and Gifts-in-Kind**

### **Recommendation**

The Board of Regents acknowledges and approves receipt of the gifts and gifts-in-kind received by the Texas State University System components.

### **Background**

*In accordance with the System Rules and Regulations, Chapter III, Section 1.(12) Gift Acceptance, Subsection 1.(12)3 The President of each Component will report all gifts with a value of at least \$5,000 (including cash, personal property, and intellectual property) to the Chancellor for reporting publicly to the Board. Upon written request of the donor, the Board report and minutes shall not state the donor's name and/or the gift's value.*



## Lamar University

**The following gifts of \$5,000 or more were made payable to Lamar University.**

<b>DATE</b>	<b>DONOR</b>	<b>AMOUNT</b>	<b>BENEFICIARY(IES)</b>
12/4/18	First Financial Bank	\$10,000.00	Department of Athletics – Corporate Sponsorship
12/6/18	Anonymous	\$33,330.00	Gary Counts Memorial Scholarship Fund
12/6/18	BASF TOTAL Petrochemicals LLC	\$10,700.00	College of Engineering - Marketing
12/6/18	ExxonMobil Corporation	\$10,000.00	College of Engineering – Dan F. Smith Department of Chemical Engineering; Civil Engineering; Phillip M. Drayer Department of Electrical Engineering; and Mechanical Engineering
12/6/18	INEOS Olefins and Polymers USA	\$7,500.00	College of Engineering – Student Research and Development and Engineering Scholarship Fund
12/10/18	Mamie McFaddin Ward Heritage Foundation	\$5,700.00	College of Arts and Sciences – JoAnne Gay Dishman School of Nursing
12/13/18	R.C. Adventures, Inc.	\$5,000.00	Department of Athletics – Football
12/13/18	Giglio Distributing Co., Inc.	\$20,000.00	Department of Athletics – Corporate Sponsorship
12/19/18	Mr. Louis A. Falgout	\$5,000.00	Department of Athletics – Football
12/19/18	Max Bowl	\$5,000.00	Department of Athletics – Corporate Sponsorship
12/19/18	CommunityBank of Texas, N.A.	\$5,000.00	South Park Community Garden Memorial Fund
1/10/19	Mr. and Mrs. Rocky R. Roden	\$8,000.00	College of Arts and Sciences – Department of Earth and Space Sciences
1/11/19	The Edaren Foundation	\$23,332.66	College of Fine Arts and Communication – Edaren Foundation Kodály Program
1/11//19	Capital One N.A.	\$15,000.00	Division of Global Diversity, Inclusion and Intercultural Affairs – African American Male Professionals and Mi Socio Mentoring Programs

1/11/19	TOTAL Petrochemicals USA, Inc.	\$10,000.00	Distinguished Faculty Lecture Series
1/11/19	Ms. Donna D. Verret	\$5,000.00	College of Arts and Sciences – JoAnne Gay Dishman School of Nursing
1/16/19	GHS Foundation	\$286,000.00	Smith – Hutson Scholarship
1/18/19	Ms. Linda Gonzalez and Mr. Roland X. Rodriguez	\$10,000.00	College of Business
1/25/19	Ms. Becky Fussell	\$5,000.00	Rebecca Lynn Fussell Presidential Scholarship in Chemical Engineering
1/30/19	Gas Processors Association of Houston	\$8,000.00	Houston GPA Midstream Association Endowed Scholarship
1/30/19	Motiva Enterprises, LLC	\$7,500.00	College of Engineering - Student Research and Development
1/30/19	TOTAL Petrochemicals USA, Inc.	\$5,000.00	College of Engineering – Student Research and Development
2/1/19	Jason Alliance of Southeast Texas	\$5,000.00	College of Arts and Sciences – Teaching Environmental Science
2/5/19	DuPont Goodrich Federal Credit Union	\$12,500.00	Department of Athletics – Corporate Sponsorship
2/5/19	Wells Fargo Bank, N.A.	\$21,000.00	Department of Athletics – Corporate Sponsorship
2/28/19	Wilton and Effie Mae Hebert Foundation	\$30,000.00	College of Fine Arts and Communication – Friends of the Arts
<b>Total:</b>		<b>\$ 568,562.66</b>	

## Lamar University Foundation

The following gifts of \$5,000 or more were made payable to Lamar University Foundation.

DATE	DONOR	AMOUNT	BENEFICIARY(IES)
12/4/18	Mr. and Mrs. Joshua M. Bonura	\$7,500.00	Alicia Christine Bonura Memorial Scholarship in Engineering
12/4/18	Southwest Community Foundation – Mr. and Mrs. Bill Whaling	\$50,000.00	Dr. Tighe A. Huber Scholarship in Pre-Medical Studies
12/10/18	Press Club of Southeast Texas	\$15,000.00	Press Club of Southeast Texas Memorial Scholarship
12/10/18	The Honorable Ron Clark	\$5,000.00	Catherine Hurley Clark Scholarship in Nursing
12/14/18	Mr. and Mrs. Terry Garth	\$5,000.00	College of Fine Arts and Communication – Dishman Art Museum
12/14/18	Mr. and Mrs. Allan H. Neighbors, IV	\$8,400.00	College of Fine Arts and Communication – Dishman Art Museum
12/17/18	Mr. Ray M. Moore	\$100,000.00	Mary and Ray Moore Endowment for the Mary Morgan Moore Department of Music
12/19/18	Dr. Mark J. Kubala	\$5,000.00	Betty Kubala Scholarship in Nursing
12/19/18	Mr. and Mrs. James Alexander	\$5,000.00	Dewey and Jessie E. Mosby Scholarship
12/28/18	Mr. and Mrs. Jan M. Greenspan	\$5,000.00	Arthur Greenspan Scholarship in Accounting
1/3/19	Mr. and Mrs. Joe D. Koshkin	\$20,000.00	Frederick H. Koshkin Regents Scholarship
1/4/19	Mr. and Mrs. Michael J. Lindsay	\$10,000.00	Robin Yohe Veterans Appreciation Presidential Scholarship
1/7/19	Mr. and Mrs. Phillip E. Fuller	\$10,000.00	Department of Athletics – Athletic Director Excellence Fund
1/7/19	Mr. and Mrs. Denny Robertson	\$5,000.00	Jack Hopper Endowed Scholarship in Chemical Engineering; and Southeast Texas Chapter of the Texas Society of CPAs Scholarship in Accounting
1/8/19	The Sidney and Charline Dauphin Foundation	\$100,000.00	Department of Athletics – Athletic Director Excellence Fund

1/8/19	Mrs. Dorothy L. Edgar	\$5,000.00	College of Business – Accounting Department Excellence Fund
1/10/19	The Jerry C. Dearing Family Foundation	\$1,000,000.00	Anne Pollock Endowment; and Sidney A. Dearing Endowment
1/11/19	Sigma Engineers, Inc.	\$5,000.00	Amir and Layla Nejad Scholarship in Civil Engineering
1/11/19	Mr. and Mrs. Harold E. Haunschild	\$5,000.00	College of Business – Dean’s Fund for Excellence in Business Education
1/11/19	Mr. and Mrs. Gregory A. Byrd	\$5,000.00	Jackie Wayne Byrd Memorial Scholarship
1/11/19	Ms. Vicki L. Spitznagle and Mr. Benny F. Wilkinson	\$5,000.00	Jean L. Spitznagle Scholarship in Human Resources or Accounting
1/16/19	Mr. and Mrs. Nick Carter	\$81,303.50	Nick Carter Innovation Fund in Business
1/16/19	Mr. and Mrs. Larry G. Woodcox	\$16,160.00	Woodcox Family Scholarship in English and Modern Languages
1/17/19	Mrs. Betty L. Mahlmann	\$5,000.00	Carlton Mahlmann Memorial Scholarship in Accounting
1/17/19	Mr. and Mrs. Michael P. Roebuck, Sr.	\$10,000.00	Department of Athletics – Athletic Director Excellence Fund
2/7/19	Nancy and Randy Best Foundation	\$5,000.00	The Elvis Mason Regents Scholarship in Business
2/7/19	Mr. and Mrs. Randy Best	\$10,000.00	College of Education and Human Development – Dean’s Fund for Excellence in Education
2/22/19	National Christian Foundation New Mexico – Mr. Wayne Budwine	\$7,500.00	Budwine Family Scholarship in Engineering
2/22/19	Alan B. Coleman, D.D.S. - Dr. and Mrs. Alan B. Coleman	\$10,000.00	Celia Dominguez Coleman and Gilberto Dominguez Scholarship in Art Education
2/26/19	Mr. and Mrs. J. Pat Parsons	\$5,000.00	Pat and Melody Parson Innovation Fund in Business
2/27/19	Wilton and Effie Mae Hebert Foundation	\$25,000.00	Effie Mae and Wilton P. Hebert Scholarship Fund
2/28/19	Mamie McFaddin Ward Heritage Foundation	\$15,000.00	College of Education and Human Development – Texas Governor’s Program

**Total: \$1,565,863.50**

### Explanations

**The following gifts of \$5,000 or more were made to Lamar University.**

- First Financial Bank gave \$10,000.00 to the Department of Athletics for a 2018-2019 Corporate Sponsorship.
- An anonymous donor pledged \$33,330.00 to establish the Gary Counts Memorial Scholarship Fund.
- BASF TOTAL Petrochemicals, LLC. gave \$10,700.00 to the College of Engineering for the Science, Technology, Engineering and Math seminar for recruiting and marketing career fairs and student events.
- ExxonMobil Corporation gave \$10,000.00 to the College of Engineering for Dan F. Smith Department of Chemical Engineering; Department of Civil and Environmental Engineering; Phillip M. Drayer Department of Electrical Engineering; and Department of Mechanical Engineering.
- INEOS Olefins and Polymers, USA gave \$7,500.00 to the College of Engineering for Student Research and Development for the Senior Design Symposium and to the General Engineering Scholarship Fund.
- Mamie McFaddin Ward Heritage Foundation gave \$5,700.00 to the College of Arts and Science for the JoAnne Gay Dishman School of Nursing.
- R.C. Adventures, Inc., on behalf of Mr. and Mrs. Richard G. Price, gave \$5,000.00 to the Department of Athletics for the Football Program.
- Giglio Distributing Co., Inc. gave \$20,000.00 to the Department of Athletics for a 2018-2019 Corporate Sponsorship.
- Mr. Louis A. Falgout gave \$5,000.00 to the Department of Athletics for the Football Program.
- Max Bowl gave \$5,000.00 to the Department of Athletics for a 2018-2019 Corporate Sponsorship.
- CommunityBank of Texas, N.A. gave \$5,000.00 to the South Park Community Garden Memorial Fund.
- Mr. and Mrs. Rocky R. Roden gave \$8,000.00 to the College of Arts and Sciences for the Department of Earth and Space Science for the Geology Alumni Support Fund.
- The Edaren Foundation gave \$23,332.66 to the College of Fine Arts and Communication for the Edaren Foundation Kodály Program.
- Capital One, N.A. gave \$15,000.00 to the Division of Global Diversity, Inclusion and Intercultural Affairs for the African American Male Professionals and Mi Socio mentoring programs.
- TOTAL Petrochemicals USA, Inc. gave \$10,000.00 to underwrite the 2019 Distinguished Faculty Lecture Series.
- Ms. Donna D. Verret gave \$5,000.00 to the College of Arts and Science for the JoAnne Gay Dishman School of Nursing.
- GHS Foundation, on behalf of Gerald H. Smith, gave \$286,000.00 for the Smith-Huston Scholarship.
- Ms. Linda Gonzalez and Mr. Roland X Rodriguez gave an unrestricted gift of \$10,000.00 to the College of Business.
- Ms. Becky Fussell gave \$5,000.00 to add to the Rebecca Lynn Fussell Presidential Scholarship in Chemical Engineering.
- Gas Processors Association of Houston gave \$8,000.00 to add to the Houston GPA Midstream Association Endowed Scholarship.
- Motiva Enterprises LLC gave \$7,500.00 to the College of Engineering for Student Research and Development in support of the Senior Design Symposium.
- TOTAL Petrochemicals gave \$5,000.00 to the College of Engineering for Student Research and Development in support of the Senior Design Symposium.
- Jason Alliance of Southeast Texas gave \$5,000.00 to the College of Arts and Sciences to support the

Teaching Environmental Science Program.

- DuPont Goodrich Federal Credit Union gave \$12,500.00 to the Department of Athletics for a 2018-2019 Corporate Sponsorship.
- Wells Fargo Bank, N.A. gave \$21,000.00 to the Department of Athletics for a 2018-2019 Corporate Sponsorship.
- Wilton and Effie Mae Hebert Foundation gave a restricted gift of \$30,000.00 to the College of Fine Arts and Communication Friends of the Arts to go toward the purchase of a Steinway piano for the Rothwell Recital Hall.

**The following gifts of \$5,000 or more were made to the Lamar University Foundation.**

- Mr. and Mrs. Joshua M. Bonura gave \$7,500.00 to add to the Alicia Bonura Memorial Scholarship in Engineering.
- Southwest Community Foundation, upon advisement of Mr. and Mrs. Bill Whaling, gave \$50,000.00 to establish the Dr. Tighe A. Huber Scholarship in Pre-Medical Studies.
- Press Club of Southeast Texas gave \$15,000.00 to add to the Press Club of Southeast Texas Memorial Scholarship.
- The Honorable Ron Clark gave \$5,000.00 to add to the Catherine Hurley Clark Scholarship in Nursing.
- Mr. and Mrs. Terry Garth gave an IRA disbursement of \$5,000.00 to underwrite the College of Fine Arts and Communication Dishman Art Museum Wine Pairings Dinner.
- Mr. and Mrs. Allan H. Neighbors, IV gave \$8,400.00 to underwrite the College of Fine Arts and Communication Dishman Art Museum Wine Pairings Dinner.
- Mr. Ray M. Moore gave \$100,000.00 to establish the Mary and Ray Moore Endowment for the Mary Morgan Moore Department of Music.
- Dr. Mark J. Kubala gave an IRA disbursement of \$5,000.00 to add to the Betty Kubala Scholarship in Nursing.
- Mr. and Mrs. James Alexander gave \$5,000.00 to add to the Dewey and Jessie E. Mosby Scholarship.
- Mr. and Mrs. Jan M. Greenspan gave \$5,000.00 to add to the Arthur Greenspan Scholarship in Accounting.
- Mr. and Mrs. Joe D. Koshkin gave an IRA disbursement of \$20,000.00 to add to the Frederick H. Koshkin Regents Scholarship.
- Mr. and Mrs. Michael J. Lindsay gave \$10,000.00 to add to the Robin Yohe Veterans Appreciation Presidential Scholarship.
- Mr. and Mrs. Phillip E. Fuller gave an unrestricted gift of \$10,000.00 to the Department of Athletics for the Athletic Director Excellence Fund.
- Mr. and Mrs. Denny Robertson gave \$5,000.00 to the Jack Hopper Endowed Scholarship in Chemical Engineering and to the Southeast Texas Chapter of the Texas Society of CPAs Scholarship in Accounting.
- The Sidney and Charline Dauphin Foundation pledged \$100,000.00 to the Department of Athletics for the Athletic Director Excellence Fund.
- Mrs. Dorothy L. Edgar gave an IRA disbursement of \$5,000.00 to the College of Business for the Lamar Accounting Department Excellence Fund.
- The Jerry C. Dearing Family Foundation gave \$1,000,000.00 to establish the Sidney A. Dearing Endowment and the Anne Pollock Endowment.
- Sigma Engineers, Inc., on behalf of Dr. and Mrs. Sina K. Nejad, gave \$5,000.00 to add to the Amir and

Layla Nejad Scholarship in Civil Engineering.

- Mr. and Mrs. Harold E. Haunschuld gave \$5,000.00 to the College of Business for the Dean's Fund for Excellence in Business Education.
- Mr. and Mrs. Gregory A. Byrd gave \$5,000.00 to add to the Jackie Wayne Byrd Memorial Scholarship.
- Ms. Vicki L. Spitznagle and Mr. Benny F. Wilkinson gave \$5,000.00 to add to the Jean L. Spitznagle Scholarship in Human Resources or Accounting.
- Mr. and Mrs. Nick Carter gave securities that we valued for our internal purposes at \$81,303.50 to add to the Nick Carter Innovation Fund in Business.
- Mr. and Mrs. Larry G. Woodcox gave securities that we valued for our internal purposes at \$16,160.00 to establish the Woodcox Family Scholarship in English and Modern Languages.
- Mrs. Betty L. Mahlmann gave \$5,000.00 to add to the Carlton Mahlmann Memorial Scholarship in Accounting.
- Mr. and Mrs. Michael P. Roebuck, Sr. gave an unrestricted gift of \$10,000.00 to the Department of Athletics for the Athletic Director Excellence Fund.
- Nancy and Randy Best Foundation, on behalf of Mr. and Mrs. Randy Best, gave a \$5,000.00 gift to add to the Elvis Mason Regents Scholarship in Business.
- Mr. and Mrs. Randy Best gave \$10,000.00 to the College of Education and Human Development for the Deans Fund for Excellence in Education for the sixtieth anniversary of the College of Education.
- National Christian Foundation New Mexico, upon advisement of Mr. Wayne Budwine, gave \$7,500.00 to establish the Budwine Family Scholarship in Engineering.
- Alan B. Coleman, D.D.S., on behalf of Dr. and Mrs. Alan B. Coleman, gave \$10,000.00 to add to the Celia Dominguez Coleman and Gilberto Dominguez Scholarship in Art Education.
- Mr. and Mrs. J. Pat Parsons gave \$5,000.00 to add to the Pat and Melody Parsons Innovation Fund in Business.
- Wilton and Effie Mae Hebert Foundation gave \$25,000.00 to add to the Effie Mae and Wilton P. Hebert Scholarship Fund.
- Mamie McFaddin Ward Heritage Foundation gave \$15,000.00 to the College of Education and Human Development for the Texas Governor's Program.

## Sam Houston State University

<b>DATE</b>	<b>DONOR</b>	<b>AMOUNT</b>	<b>BENEFICIARY(IES)</b>
12/14/2018	The Terry Foundation	\$626,650.00	Terry Foundation Scholarship
12/18/2018	Joe B. and Winnie M. Sandel	\$81,000.00	Sandel Covered Horse Arena; Alumni Enrichment
12/18/2018	San Antonio Livestock Exposition, Inc.	\$8,750.00	San Antonio Livestock Expositions, Inc. Scholarship
1/17/2019	San Antonio Livestock Exposition, Inc.	\$10,000.00	Friends of Agricultural Sciences
1/24/2019	San Antonio Livestock Exposition, Inc.	\$5,500.00	San Antonio Livestock Expositions, Inc. Scholarship
1/28/2019	San Antonio Livestock Exposition, Inc.	\$30,500.00	San Antonio Livestock Expositions, Inc. Scholarship
12/19/2018	Penelope A. Hasekoester	\$10,000.00	Daniel Sellers Memorial Scholarship in Musical Theatre Endowment
12/19/2018	Spencer Charitable Foundation	\$12,000.00	Spencer Family Scholarship
12/20/2018	Star Foundation	\$1,751,228.00	Osteopathic Medicine Support
12/20/2018	The 100 Club, Inc.	\$83,358.25	Hundred Club Tuition / Fees
12/20/2018	Ellen P. Happe Phillips and Terry Phillips	\$10,000.00	Ellen Happe Phillips Scholarship Endowment Fund; Ellen Happe Phillips Music Scholarship Fund
12/21/2018	Frank R. and Maria A. Holmes	\$5,000.00	Yancey M. Holmes Scholarship Endowment
12/31/2018	C. Tom and Melba Matthews Reese	\$61,000.00	Tom and Melba Reese Agricultural Sciences Scholarship Endowment; Tom and Melba Reese Agricultural Sciences Endowed Scholarship
12/31/2018	Edwin M. and Cynthia G. Blazek	\$150,000.00	Gibbs Ranch Agriculture Facilities
12/31/2018	Houston Osteopathic Foundation	\$100,000.00	Osteopathic Medicine Support
12/31/2018	Jack C. Turner	\$10,000.00	Dr. Jack C. Turner Endowed Scholarship
12/31/2018	Jack W. and Teresa (Adams) Mayo	\$10,000.00	College of Education Development



3/12/2019	Jack W. and Teresa (Adams) Mayo	\$20,000.00	Friends of COFAMC
12/31/2018	Janice (Haferkamp) Wood	\$6,848.49	COBA Enrichment
12/31/2018	Lee E. and Elizabeth B. Olm	\$20,000.00	Lee E. Olm and Elizabeth Schofer Olm Endowed Enrichment Expenditure Fund
2/5/2019	Lee E. and Elizabeth B. Olm	\$25,000.00	Lee E. Olm and Elizabeth Schofer Olm Enrichment Endowment
12/31/2018	Lincoln Lumber, LLC	\$5,000.00	Lincoln Lumber Future Leaders Scholarship
12/31/2018	O.B. Ellis and J. Philip Gibbs Trust	\$6,103.37	O. B. Ellis - J. Philip Gibbs, M.D.- Memorial Scholarship Endowment
12/31/2018	Ronald D. Johnson	\$10,000.00	Houston Chapter-IAAP/Dr. Rita B. Huff and Dr. Ronald Johnson Scholarship Endowment
12/31/2018	Webb I. Bailey, Jr.	\$5,000.00	Osteopathic Medicine Support
1/2/2019	Therm-Omega-Tech, Inc.	\$5,000,000.00	Fred Pirkle Scholarship Endowment
1/2/2019	Therm-Omega-Tech, Inc.	\$475,000.00	Fred Pirkle Engineering Technology Program Enrichment Endowment
1/8/2019	GHS Foundation	\$1,050,000.00	Smith-Hutson Endowed Scholarship Program
1/9/2019	Charles L. and Wanda K. Beckner	\$10,000.00	Bearkats in Business
1/10/2019	Jerry L. Zamzow	\$10,000.00	Baseball Enrichment
1/14/2019	Star of Texas Fair and Rodeo	\$14,000.00	Friends of Agricultural Sciences
1/15/2019	Mark R. and Brooke A. Moncrief	\$5,000.00	Justin Perdue Memorial Scholarship Endowment
1/28/2019	Ray Burgess P.L.L.C. Attorney/Mediator	\$5,000.00	Football Enrichment
2/4/2019	Boulevard Realty	\$5,000.00	Bearkats in Business
2/4/2019	Joseph A. and Elizabeth Amato	\$17,650.00	Gibbs Ranch Agriculture Facilities; Alumni Enrichment; Baseball Enrichment
2/6/2019	Carolyn L. Faulk	\$10,000.00	Bearkats in Business
2/8/2019	Don L. and Julie Jones Holden Foundation, Inc.	\$10,000.00	Davis-Holden Entrepreneurship Business Scholarship Endowment; Davis-Holden

			Entrepreneurship Business Endowed Scholarship
2/25/2019	Walter H. and Cynthia A. Bennett	\$5,000.00	Walter and Minnie Bennett Scholarship
2/27/2019	Texas Bankers Foundation	\$5,000.00	Texas Bankers Foundation Chair in Commercial Banking Endowment
3/1/2019	Joy A. Coalson	\$5,000.00	Coalson Family Scholarship in memory of Cynthia Joy Coalson
3/1/2019	Texas Rangers Law Enforcement Association	\$6,000.00	Texas Ranger Law Enforcement Association Scholarship
3/7/2019	Patricia A. Daw Estate	\$391,500.00	Kenneth and Patricia Daw Football Enrichment Endowment
3/26/2019	Patricia A. Daw Estate	\$5,000.00	Kenneth and Patricia Daw Football Endowed Enrichment Fund
3/7/2019	Professional Golf Management Student Association	\$19,422.23	Hunter Watkins Memorial Scholarship Endowment
3/11/2019	Kelly DeHay and Rod Danielson	\$36,725.00	Friends of COFAMC; Bearkats in Business
3/14/2019	Jeff B. and Shelly K. Powell	\$26,500.00	Jeff Powell Entrepreneur Scholarship Endowment; Jeff Powell Entrepreneur Endowed Scholarship
3/18/2019	Daniel J. Hoggard	\$10,000.00	Maura Cassiana De Souza Memorial Music Scholarship Endowment
3/18/2019	Farm Credit Bank of Texas	\$5,000.00	Farm Credit Bank Scholarship
3/19/2019	Joel and Erin de Souza	\$10,000.00	Maura Cassiana De Souza Memorial Music Scholarship Endowment
3/27/2019	Christopher P. Randle and Sibyl R. Bucheli	\$6,460.00	Friends of Biology
3/27/2019	Robert L. Thompson	\$10,000.00	HTCF Athletic Construction Fund
3/27/2019	Lori A. Rose	\$14,542.86	Friends of Biology
	<b>TOTAL GIFTS</b>	<b>\$10,230,738.20</b>	

Gifts-In-Kind

12/22/2018	Joseph T. Connelly and Pamela Hill	\$94,675.00	Gift-In-Kind Athletics
	<b>TOTAL GIFTS-IN-KIND</b>	<b>\$94,675.00</b>	

### Explanations

The Terry Foundation added \$626,650 to the Terry Foundation Scholarship.

Mr. and Mrs. Joe B. Sandel contributed \$80,000 to the Sandel Covered Horse Arena, and \$1,000 to sponsor the Alumni Association's Walker County Scholarship event.

San Antonio Livestock Exposition, Inc. provided a total of \$44,750 for the San Antonio Livestock Exposition Scholarship Program for undergraduate students in Agriculture and \$10,000 for agricultural graduate students' stipends.

Ms. Penelope A. Hasekoester donated \$10,000 to the Daniel Sellers Memorial Scholarship in Musical Theatre Endowment.

Spencer Charitable Foundation gave \$12,000 to establish the Spencer Family Scholarship.

Star Foundation generously contributed \$1,751,228 to the College of Osteopathic Medicine.

The 100 Club, Inc. added \$83,358.25 to the Hundred Club Tuition and Fees Scholarship Program. This program provides scholarship assistance to graduate and undergraduate students in criminal justice and law enforcement studies.

Mrs. Ellen P. Happe Phillips and Mr. Terry Phillips gave \$7,500 to the Ellen Happe Phillips Scholarship Endowment Fund, and \$2,500 to the accompanying scholarship.

Mr. Frank R. Holmes and Dr. Maria A. Holmes donated \$5,000 to the Yancey M. Holmes Scholarship Endowment benefitting students in the Elliot T. Bowers Honors College.

Mr. and Mrs. C. Tom Reese provided \$60,000 to establish the Tom and Melba Reese Agricultural Sciences Scholarship Endowment, and \$1,000 for its accompanying scholarship.

Mr. and Mrs. Edwin M. Blazek generously contributed \$150,000 to the Gibbs Ranch Agriculture Facilities.

Houston Osteopathic Foundation donated \$100,000 to the College of Osteopathic Medicine.

Dr. Jack C. Turner gave \$10,000 to establish the Dr. Jack C. Turner Endowed Scholarship.

Mr. and Mrs. Jack W. Mayo, Jr. provided \$10,000 to the College of Education and \$20,000 to the College of Fine Arts and Mass Communication.

Mrs. Janice (Haferkamp) Wood gave \$6,848.49 to the College of Business Administration.

Dr. and Mrs. Lee E. Olm added \$20,000 to the Lee E. Olm and Elizabeth Schofer Olm Endowed Enrichment Expenditure Fund, and \$25,000 to the Lee E. Olm and Elizabeth Schofer Olm Enrichment Endowment, both of which support the Department of History.

Lincoln Lumber, LLC contributed \$5,000 to the Lincoln Lumber Future Leaders Scholarship, benefitting students within the Department of Agricultural Sciences.

The O. B. Ellis and J. Philip Gibbs Trust gave \$6,103.37 to the O. B. Ellis and J. Philip Gibbs, M. D. Memorial Scholarship Endowment, which benefits female students majoring in Criminal Justice.

Dr. Ronald D. Johnson donated \$10,000 to the Houston Chapter-IAAP/Dr. Rita B. Huff and Dr. Ronald Johnson Scholarship Endowment. This scholarship benefits students majoring in general business administration and business education.

Dr. Webb I. Bailey, Jr. provided \$5,000 for the College of Osteopathic Medicine.

Therm-Omega-Tech, Inc. contributed \$5,000,000 to the Fred Pirkle Scholarship Endowment and \$475,000 to the Fred Pirkle Engineering Technology Program Enrichment Endowment.

The GHS Foundation generously added \$1,050,000 to the Smith-Hutson College of Business Administration Scholarship program.

Mr. and Mrs. Charles L. Beckner sponsored the 2019 Bearkats in Business event with a gift of \$10,000.

Mr. Jerry L. Zamzow gave \$10,000 for the baseball program.

Star of Texas Fair and Rodeo contributed \$14,000 to the Department of Agricultural Sciences.

Mr. and Mrs. Mark R. Moncrief donated \$5,000 to the Justin Perdue Memorial Scholarship Endowment, benefitting students within the College of Criminal Justice.

Ray Burgess P.L.L.C. Attorney/Mediator provided \$5,000 for the football program.

Boulevard Realty sponsored the 2019 Bearkats in Business event with a gift of \$5,000.

Mr. and Mrs. Joseph A. Amato contributed \$16,000 to the Gibbs Ranch Agriculture Facilities, \$650 to Alumni Association events, and \$1,000 to the baseball program.

Ms. Carolyn L. Faulk sponsored the 2019 Bearkats in Business event with a gift of \$10,000.

The Don L. and Julie J. Holden Foundation, Inc. added \$9,000 to the Davis-Holden Entrepreneurship Business Scholarship Endowment, and \$1,000 to its accompanying scholarship fund.

Mr. and Mrs. Walter H. Bennett, Jr. gave \$5,000 to the Walter and Minnie Bennett Scholarship, benefitting students majoring in Sociology.

Texas Bankers Foundation provided \$5,000 for the Texas Bankers Foundation Chair in Commercial Banking Endowment.

Ms. Joy A. Coalson established the Coalson Family Scholarship in memory of Cynthia Joy Coalson with a gift of \$5,000.

Texas Rangers Law Enforcement Association donated \$6,000 to the Texas Rangers Law Enforcement Association Scholarship.

The Patricia A. Daw Estate established the Kenneth and Patricia Daw Football Enrichment Endowment Fund with a generous gift of \$391,500, in addition to its accompanying enrichment fund with a gift of \$5,000.

Professional Golf Management Student Association provided \$19,422.23 for the Hunter Watkins Memorial Scholarship Endowment. This scholarship benefits students majoring in General Business Administration, with a concentration in PGA Golf Management.

Mr. Kelly DeHay and Mr. Rod Danielson contributed \$36,225 toward an art sculpture for the College of Fine Arts and Mass Communication, as well as \$500 toward the 2019 Bearkats in Business event.

Mr. and Mrs. Jeff B. Powell established the Jeff Powell Entrepreneur Scholarship Endowment with a gift of \$25,000, and \$1,500 for its accompanying scholarship.

Mr. Daniel J. Hoggard gave \$10,000 to the Maura Cassiana De Souza Memorial Music Scholarship Endowment.

Farm Credit Bank of Texas added \$5,000 to the Farm Credit Bank Scholarship.

Mr. and Mrs. Joel de Souza contributed \$10,000 to the Maura Cassiana De Souza Memorial Music Scholarship Endowment.

Dr. Christopher P. Randle and Mrs. Sibyl R. Bucheli donated \$6,460 for the Department of Biology.

Mr. Robert L. Thompson provided \$10,000 for the capital campaign's athletic construction fund.

Ms. Lori A. Rose gave \$14,542.86 to the Department of Biology.

#### Gifts-In-Kind

Mr. Joseph T. Connelly and Mrs. Pamela Hill gave an in-kind contribution of a 2018 Mercedes Benz 3500 Sprinter van valued at \$94,675 to be used for the bowling program.

## Sul Ross State University

<b>DATE</b>	<b>DONOR</b>	<b>AMOUNT</b>	<b>BENEFICIARY(IES)</b>
1/3/2019	Mr. and Mrs. John Weisman	\$5,000.00	BRI Stewardship Program
1/17/2019	San Antonio Livestock Exposition, Inc.	\$5,000.00	BRI SALE Fellowship
1/24/2019	San Antonio Livestock Exposition, Inc.	\$5,000.00	BRI SALE Fellowship
1/31/19	The Goudreau Family	\$10,000.00	Goudreau Family Fund Rodeo Excellence Endowment
1/31/2019	Shield-Ayres Foundation	\$20,000.00	BRI-Bird Conservation Project
2/1/2019	San Antonio Livestock Exposition, Inc.	\$5,000.00	BRI SALE Fellowship
2/8/2019	San Antonio Quail Coalition Inc.	\$25,000.00	BRI-Park Cities Quail Coalition
2/15/2019	Mr. and Mrs. John Weisman	\$5,000.00	Trappings of Texas
2/21/2019	Mr. Stuart Stedman	\$5,000.00	BRI Stewardship Program
2/27/2019	ANRS & Rodeo Exes Association	\$7,500.00	ANRS & Rodeo Exes Academic Scholarship
2/27/2019	ANRS & Rodeo Exes Association	\$7,500.00	ANRS & Rodeo Exes Rodeo Scholarship
2/27/2019	The Brown Foundation Inc. of Houston	\$80,000.00	T-PAP Brown
3/1/2019	James Donnell	\$5,000.00	Trappings of Texas
3/1/2019	TransPecos Banks	\$5,000.00	Trappings of Texas
3/5/2019	William Gross	\$5,000.00	Museum Advantage Fund
3/6/2019	Rocky Mountain Bird Observatory	\$9,125.00	BCR Grassland Birds Monitoring

**Sul Ross State University Foundation**

<b>DATE</b>	<b>DONOR</b>	<b>AMOUNT</b>	<b>BENEFICIARY(IES)</b>
1/01/2019	The Nau Foundation	\$150,000.00	BRI Nau Endowed Chair in Habitat Research

## EXPLANATION

### ***Sul Ross State University:***

Mr. and Mrs. John Weisman of New Braunfels, TX donated \$5,000 to the Borderlands Research Institute Stewardship Program. The Borderlands Research Institute provides leadership in science based land stewardship. This donation helps to strengthen the Borderlands programs by funding innovative research, collaboration and experiential learning opportunities at Sul Ross.

San Antonio Livestock Exposition, Inc., Ms. Jamie Brown, Managing Director of Scholarships of San Antonio, TX donated \$5,000 to the Borderlands Research Institute – San Antonio Livestock Exposition Fellowship to support graduate scholarships.

San Antonio Livestock Exposition, Inc., Ms. Jamie Brown, Managing Director of Scholarships of San Antonio, TX donated \$5,000 to the Borderlands Research Institute – San Antonio Livestock Exposition Fellowship to support graduate scholarships.

Dr. and Dr. Jeff and Sally Goudreau of , TX donated \$10,000 for the creation of the Goudreau Family Fund Rodeo Excellence Endowment and Fund. This fund provides Rodeo students with scholarships to perform at their peak as well as continue their education at Sul Ross.

Shield-Ayers Foundation of San Antonio, TX donated \$20,000 to the Borderlands Research Institute – Bird Conservation Project to support projects, which work to conserve bird species.

San Antonio Livestock Exposition, Inc., Ms. Jamie Brown, Managing Director of Scholarships of San Antonio, TX donated \$5,000 to the Borderlands Research Institute – San Antonio Livestock Exposition Fellowship to support graduate scholarships.

San Antonio Quail Coalition Inc. of San Antonio, TX donated \$25,000 to the Borderlands Research Institute – Park Cities Quail Coalition. These research projects will enhance the knowledge of the Desert Quail population and habitats.

Mr. and Mrs. John Weisman of New Braunfels, TX donated \$5,000 to the Museum of the Big Bend Annual Trappings of Texas. The Trappings of Texas Exhibit features the vision, resources and dreams of various talented artisans. This exhibit, as one of the oldest custom cowboy gear and art exhibits in the U.S. is critically important in our mission to create high quality, engaging educational opportunities that highlight the history, culture and heritage of the Big Bend Region.

Mr. Stuart Stedman of Houston, TX donated \$5,000 to the Borderlands Research Institute Stewardship Program. The Borderlands Research Institute provides leadership in science based land stewardship. This donation helps to strengthen the Borderlands programs by funding innovative research, collaboration and experiential learning opportunities at Sul Ross.



The ANRS & Rodeo Exes Association of Fort Stockton, TX donated \$7,500 to the ANRS & Rodeo Exes Academic Scholarship. This scholarship funds provide exceptional benefits to students at Sul Ross as they continue their studies and compete in the rodeo program.

The ANRS & Rodeo Exes Association of Fort Stockton, TX donated \$7,500 to the ANRS & Rodeo Exes Rodeo Scholarship. This fund provides Rodeo students with scholarships to perform at their peak as well as continue their education at Sul Ross.

The Brown Foundation of Houston, TX donated \$80,000 to the Trans-Pecos Archeological Program. These funds support the Trans Pecos Archaeological Program Brown Fund and other programs of the Center for Big Bend Studies aimed at recovering and preserving significant data in archaeological and historical resources in the Trans Pecos and Big Bend areas.

Mr. James Donnell of Fowlerton, TX donated \$5,000 to the Museum of the Big Bend Annual Trappings of Texas. The Trappings of Texas Exhibit features the vision, resources and dreams of various talented artisans. This exhibit, as one of the oldest custom cowboy gear and art exhibits in the U.S. is critically important in our mission to create high quality, engaging educational opportunities that highlight the history, culture and heritage of the Big Bend Region.

TransPecos Banks of Alpine, TX donated \$5,000 to the Museum of the Big Bend Annual Trappings of Texas. The Trappings of Texas Exhibit features the vision, resources and dreams of various talented artisans. This exhibit, as one of the oldest custom cowboy gear and art exhibits in the U.S. is critically important in our mission to create high quality, engaging educational opportunities that highlight the history, culture and heritage of the Big Bend Region.

Mr. William Gross of Dallas, TX donated \$5,000 to the Museum of the Big Bend's Museum Advantage Fund. This fund supports educational and preservation programs for the Museum of the Big Bend.

Rocky Mountain Bird Observatory of Brighton, CO donated \$9,125 to the Borderlands Research Institute – BCR Grassland Birds Monitoring. These funds are provided to support projects, which work to monitor bird species.

***Sul Ross State University Foundation:***

The Nau Foundation of Houston, TX donated \$150,000 to the Nau Endowed Chair for Habitat Management and Research. This gift will support development of the Habitat Management program through support of a Chair in range and wildlife habitat management.

## Texas State University

**The following gifts of \$5,000 or more were made payable to Texas State University.**

<u>Date(s) of Gift</u>	<u>Gift Amount</u>	<u>Beneficiary(ies)</u>
11/1/2018	\$5,750	Department of Athletics—Athletic Club Seat Donations, Bobcat Club Annual Fund and Bobcat Club Seat Obligation; Division of Information Technology—Texas Music Collection Fund
11/1/2018	\$5,000	Department of Athletics—Baseball Non-Membership
11/1/2018	\$6,000	Department of Athletics—Baseball Non-Membership
11/1/2018	\$10,000	Department of Athletics—Football Locker Room Project Donations
11/6/2018	\$120,000	College of Health Professions—Long Term Care Administration Program
11/7/2018	\$7,500	College of Liberal Arts—Betty and Jesse Luxton Graduate Scholarship for Geographic Education
11/9/2018	\$10,000	McCoy College of Business Administration—Professional Selling Corporate Partners Program
11/12/2018	\$5,000	College of Science and Engineering—Manufacturing Research Senior Design Fund
11/13/2018	\$18,335.34	Office of the Provost and Vice President of Academic Affairs—Fourqorean Quasi Endowed Scholarship
11/13/2018	\$11,000	Department of Athletics—Women’s Golf Birdie Club Non-Membership
11/14/2018	\$10,000	Division of Information Technology—Texas Music Collection Fund
11/20/2018	\$5,000	College of Liberal Arts—Political Science General Scholarship
11/21/2018	\$10,000	College of Science and Engineering—National Center for Women and Information Technology Women in Computer Science
11/26/2018	\$5,000	College of Education—Clinic for Autism Research, Evaluation, and Support Autism Clinic Program
11/28/2018	\$30,000	Department of Athletics—Athletic Suite Donations

11/29/2018	\$25,000	College of Science and Engineering—Concrete Industry Management Program Support
11/30/2018	\$24,002.59	Department of Athletics—Women’s Golf Birdie Club Non-Membership
12/4/2018	\$5,000	College of Fine Arts and Communication—KTSW/KAT Radio Scholarship
12/5/2018	\$22,500	Department of Athletics—Athletic Suite Donations
12/5/2018	\$15,000	Department of Athletics—Athletic Suite Donations
12/6/2018	\$15,000	Department of Athletics—Athletic Suite Donations
12/6/2018	\$7,500	Department of Athletics—Athletic Suite Donations
12/6/2018	8,000	Department of Athletics—Athletic Club Seat Donations and Bobcat Club Seat Obligation
12/6/2018	\$13,125	Department of Athletics—Athletic Suite Donations
12/6/2018	\$75,000	College of Liberal Arts—The Katherine A. Porter Operating
12/18/2018	\$12,000	Department of Athletics—Athletic Club Seat Donations and Bobcat Club Annual Fund
12/19/2018	\$33,000	McCoy College of Business Administration—3M Frontline Conference
12/19/2018	\$5,000	College of Fine Arts and Communication—Elton Abernathy Endowment
12/19/2018	\$50,000	Office of the Provost and Vice President of Academic Affairs—The Meadows Center for Water and the Environment Excellence Fund
12/20/2018	\$5,000	Department of Athletics—Touchdown Team Non-Membership
12/20/2018	\$10,000	Department of Athletics—Athletic Facilities Bricks and Mortar Gifts
12/21/2018	\$100,000	Office of the Provost and Vice President of Academic Affairs—The Meadows Center for Water and the Environment Research
12/27/2018	\$5,000	Division of University Advancement—Maroon and Gold Annual Fund

12/27/2018	\$50,000	Division of Information Technology—Alkek Library Learning Commons
12/29/2018	\$10,000	McCoy College of Business Administration—Brian Wong Finance and Economics Scholarship
12/31/2018	\$5,000	Office of the Provost and Vice President of Academic Affairs—The Meadows Center for Water and the Environment Excellence Fund
1/4/2019	\$5,000	McCoy College of Business Administration—Professional Selling Corporate Partners Program
1/8/2019	\$5,000	College of Education—Empress Y Zedler Endowment
1/14/2019	\$503,909	College of Health Professions—St. David’s School of Nursing
1/16/2019	\$6,000	Department of Athletics—Baseball Non-Membership
1/16/2019	\$16,000	College of Science and Engineering—Mathworks Operating Fund
1/16/2019	\$10,000	Department of Athletics—Men’s Basketball Non-Membership
1/16/2019	\$20,000	College of Education—Roena Hughson Memorial Endowment
1/16/2019	\$5,000	Department of Athletics—Athletic Director Restricted
1/18/2019	\$12,000	Department of Athletics—Athletic Suite Donations
1/22/2019	\$5,000	College of Fine Arts and Communication—KTSW/KAT Radio Scholarship
1/22/2019	\$10,000	McCoy College of Business Administration—Professional Selling Corporate Partners Program
1/24/2019	\$5,000	Department of Athletics—Women’s Golf Birdie Club Non-Membership
1/29/2019	\$69,879	College of Fine Arts and Communication—Networx: A Virtual Health Safety Net Community
2/1/2019	\$5,000	McCoy College of Business Administration—Professional Selling Corporate Partners Program
2/1/2019	\$10,000	Department of Athletics—Baseball Non-Membership
2/6/2019	\$25,000	Department of Athletics—Football Locker Room Project Donations

2/8/2019	\$7,250	Department of Athletics—Athletic Club Seat Donations, Bobcat Club Annual Fund, and Bobcat Club Seat Obligation
2/8/2019	\$5,500	Department of Athletics—Athletic Club Seat Donations, Bobcat Club Annual Fund, and Bobcat Club Seat Obligation
2/8/2019	\$6,000	Department of Athletics—Athletic Suite Donations
2/15/2019	\$11,000	College of Fine Arts and Communication—Department of Theatre and Dance Excellence Fund
2/18/2019	\$12,000	Department of Athletics—Baseball Diamond Club Membership
2/18/2019	\$5,000	Department of Athletics—Baseball Non-Membership
2/19/2019	\$6,000	College of Applied Arts—Texas Ranger Law Enforcement Association Scholarship
2/20/2019	\$40,000	Department of Athletics—Baseball Non-Membership and Touchdown Team Non-Membership
2/20/2019	\$10,000	Department of Athletics—Touchdown Team Non-Membership
2/22/2019	\$5,000	McCoy College of Business Administration—Professional Selling Corporate Partners Program
2/26/2019	\$15,000	College of Fine Arts and Communication—Band Centennial Music Project
2/27/2019	\$5,000	Division of Information Technology—Rivers of Texas
2/28/2019	\$12,000	Department of Athletics—Athletic Suite Donations
2/28/2019	\$10,000	Department of Athletics—Touchdown Team Non-Membership
2/28/2019	\$14,000	College of Applied Arts—Kohl's Department Store Scholarship, Kohl's Department Store Internship Scholarship, Kohl's Department Store Leadership Scholarship, and Kohl's Department Store Fashion Merchandising Career Forum
<b>TOTAL:</b>	<b><u>\$1,630,250.93</u></b>	

The following Gifts-in-Kind valued at \$5,000 or more were made to Texas State University.

<u>Date(s) of Gift</u>	<u>Gift Amount</u>	<u>Beneficiary(ies)</u>
12/14/2018	\$48,525	College of Fine Arts and Communication—School of Art and Design
<b>TOTAL:</b>	<b><u>\$48,525.00</u></b>	

The following gifts of \$5,000 or more were made payable to the Texas State University Development Foundation.

<u>Date(s) of Gift</u>	<u>Gift Amount</u>	<u>Beneficiary(ies)</u>
11/7/2018	\$100,000	Department of Athletics—Brown Family/Brown Distributing Company Gift
11/7/2018	\$20,000	College of Liberal Arts—D. Theron Stimmel Endowed Scholarship in Psychology
11/12/2018	\$26,000	Office of the Provost and Vice President of Academic Affairs—Richard and Nan Garcia Endowed Scholarship
11/13/2018	\$5,000	College of Applied Arts—Dr. Sally Jones Endowed Scholarship in Social Work
11/14/2018	\$7,500	Office of the Provost and Vice President of Academic Affairs—Trent Clement Memorial Endowed Scholarship
11/15/2018	\$19,165.84	Honors College—Merry Kone FitzPatrick Endowed Scholarship
11/16/2018	\$205,000	Office of the Provost and Vice President of Academic Affairs—The Meadows Center for Water and the Environment Water Challenges in Texas Research
12/4/2018	\$5,000	Honors College—James and Elizabeth Camp Scholarship
12/7/2018	\$25,000	Office of the Provost and Vice President of Academic Affairs—2019 Outdoor Education Programs for Underserved Children
12/7/2018	\$10,000	College of Applied Arts—William M. and Emily W. Pruitt Endowed Scholarship in Criminal Justice

12/11/2018	\$5,000	College of Science and Engineering—Suzanne B. Patenaude Endowed Scholarship
12/13/2018	\$10,000	College of Applied Arts—Dr. Azalete and Byron Little Endowed Scholarship
12/14/2018	\$25,000	College of Education—Costley-Oyervides Memorial Endowed Scholarship
12/14/2018	\$6,000	College of Liberal Arts—Janice E. Collins Memorial Endowed Graduate Student Scholarship in Legal Studies
12/17/2018	\$25,000	College of Health Professions—Westbrook Nursing Endowed Scholarship
12/18/2018	\$6,000	Division of Information Technology—Theresa H. (Mitzie) Wittliff Endowment for Visiting Scholar Travel
12/19/2018	\$15,000	College of Liberal Arts—Kent Finlay Legacy Endowed Scholarship in Texas Music History
12/20/2018	\$100,000	Department of Athletics—Dan and Cindee Diepenhorst Matching Gift Agreement
12/20/2018	\$25,000	College of Science and Engineering—Larry Whittington Endowment
12/20/2018	\$100,000	Department of Athletics—Dan and Cindee Diepenhorst Matching Gift Agreement
12/20/2018	\$18,942.98	Honors College—Merry Kone FitzPatrick Endowed Scholarship
12/20/2018	\$10,000	Honors College—Tri-M Foundation Undergraduate Research Endowment
12/20/2018	\$5,000	Department of Athletics—Lee and Dawnelle Doughtie Family Endowed Scholarship
12/21/2018	\$52,500	College of Applied Arts— Betty A. Luxton Endowed Scholarship; Division of University Advancement— Institutional Investment Fund
12/31/2018	\$5,000	Department of Athletics—Jim Wacker Endowed Scholarship
12/31/2018	\$18,535.23	Honors College—Merry Kone FitzPatrick Endowed Scholarship
12/31/2018	\$5,000	College of Fine Arts and Communication—Tina and David Ostergaard Endowed Scholarship in Theatre
1/7/2019	\$5,000	Department of Athletics—Meuth Family Endowed Scholarship in Football

1/9/2019	\$8,000	College of Fine Arts and Communication—Swan Condit Memorial Graduate Endowed Scholarship in Theatre Design
1/9/2019	\$25,000	College of Science and Engineering—Sarah and Ernest Butler Endowed Scholarship in Mathworks
1/10/2019	\$5,000	Honors College—James and Elizabeth Camp Scholarship
1/15/2019	\$5,000	Department of Athletics—Jim Wacker Endowed Scholarship
1/17/2019	\$50,000	College of Science and Engineering—Epitaxial ferro-HfO <sub>2</sub> Study
1/17/2019	\$25,000	College of Applied Arts—Ernestine Kapavik Endowed Scholarship in Fashion Merchandising
1/24/2019	\$5,000	College of Science and Engineering—Ingram School of Engineering Endowed Scholarship
1/24/2019	\$20,000	Department of Athletics—Aaron West Memorial Endowed Scholarship
1/25/2019	\$10,000	Department of Athletics—Jim Wacker Endowed Scholarship
1/30/2019	\$2,050,000	College of Science and Engineering—Grand Prix Pipeline Houston Toad Research Project
1/30/2019	\$6,300	Department of Athletics—Phil Stovall Memorial Endowed Scholarship
2/4/2019	\$13,954.40	Honors College—Merry Kone FitzPatrick Endowed Scholarship
2/14/2019	\$5,000	College of Science and Engineering—Ingram School of Engineering Merit Based Endowed Scholarship
2/18/2019	\$5,000	Division of Information Technology—Theresa H. (Mitzie) Wittliff Endowment for Visiting Scholar Travel
2/19/2019	\$25,000	College of Liberal Arts—Kenneth and Patricia Margerison Graduate Research Fellowship in History
2/21/2019	\$200,000	Department of Athletics—Richard A. Castro Matching Gift Agreement
<b>TOTAL:</b>	<b><u>\$3,317,898.45</u></b>	



The following gifts of \$5,000 or more were made payable to the Emmett and Miriam McCoy College of Business Administration Development Foundation. These gifts benefit scholarships, programs, or initiatives at the McCoy College of Business Administration at Texas State University.

<u>Date(s) of Gift</u>	<u>Gift Amount</u>	<u>Beneficiary(ies)</u>
11/2/2018	\$25,000	McCoy College of Business Administration—J.B. and Kelly Kolodzey International Business Endowment
11/8/2018	\$5,000	McCoy College of Business Administration—Department of Accounting Excellence Endowment and Ernst & Young Endowed Scholarship for Accounting Education
11/20/2018	\$25,000	McCoy College of Business Administration—Financial Management Association Endowed Scholarship
12/20/2018	\$5,000	McCoy College of Business Administration—Carroll Family Endowment
12/27/2018	\$1,000,000	McCoy College of Business Administration—Dean Denise T. Smart Endowed Chair in Business
12/27/2018	\$105,000	McCoy College of Business Administration—Patricia A. Muehl Faculty Research Endowment
12/27/2018	\$25,000	McCoy College of Business Administration—Derek and Sandra Zubeldia Endowed Scholarship
12/27/2018	\$25,000	McCoy College of Business Administration—The Herbert and Johanna Liebscher Endowed Scholarship
12/29/2018	\$100,000	McCoy College of Business Administration—Brian Wong Endowed Scholarship in Computer Information Systems and Quantitative Methods, Brian Wong Endowed Scholarship in Finance and Economics, Brian Wong Endowed Scholarship in Management, and Brian Wong Endowed Scholarship in Marketing
12/30/2018	\$5,000	McCoy College of Business Administration—Luman Richard Barton Endowed Scholarship
12/31/2018	\$25,000	McCoy College of Business Administration—Gina Brunner Memorial Scholarship
1/7/2019	\$15,000	McCoy College of Business Administration—R. B. Rushing Endowed Scholarship

2/8/2019	\$5,000	McCoy College of Business Administration— Thomas Dee Seargeant Greater Texas Federal Credit Union Endowed Scholarship
----------	---------	---

**TOTAL:     \$1,365,000.00**

### **Explanation**

**The following gifts of \$5,000 or more were made to Texas State University.**

- A couple in San Marcos, Texas, donated \$5,750 to the Athletic Club Seat Donations account, the Bobcat Club Annual Fund account, and the Bobcat Club Seat Obligations account in the Department of Athletics, and the Texas Music Collection Fund account in the Division of Information Technology.
- A foundation in Victoria, Texas, donated \$5,000 to the Baseball Non-Membership account in the Department of Athletics.
- A corporation in Spring, Texas, donated \$6,000 to the Baseball Non-Membership account in the Department of Athletics.
- An alumnus and spouse in Fredericksburg, Texas, donated \$10,000 to the Football Locker Room Project Donations account in the Department of Athletics.
- A foundation in Dallas, Texas, donated \$120,000 to the Long Term Care Administration Program account in the College of Health Professions.
- An alumni couple in Leakey, Texas, donated \$7,500 to the Betty and Jesse Luxton Graduate Scholarship for Geographic Education account in the College of Liberal Arts.
- A corporation in San Antonio, Texas, donated \$10,000 to Professional Selling Corporate Partners Program account in the McCoy College of Business Administration.
- A corporation in Houston, Texas, donated \$5,000 to the Manufacturing Research Senior Design Fund account in the College of Science and Engineering.
- An estate gift from an alumna in San Marcos, Texas, donated \$18,335.34 to the Fourqrean Quasi Endowed Scholarship account in the Office of the Provost and Vice President of Academic Affairs.
- A foundation in Victoria, Texas, donated \$11,000 to the Women’s Golf Birdie Club Non-Membership account in the Department of Athletics.
- An individual in Victoria, Texas, donated \$10,000 to the Texas Music Collection Fund account in the Division of Information Technology.
- A couple in Austin, Texas, donated \$5,000 to the Political Science General Scholarship account in the College of Liberal Arts.

- An organization in Boulder, Colorado, donated \$10,000 to the National Center for Women and Information Technology Women in Computer Science account in the College of Science and Engineering.
- An individual in Austin, Texas, donated \$5,000 to the Clinic for Autism Research, Evaluation, and Support Autism Clinic Program account in the College of Education.
- A corporation in Austin, Texas, donated \$30,000 to the Athletic Suite Donations account in the Department of Athletics.
- An organization in Murfreesboro, Tennessee, donated \$25,000 to the Concrete Industry Management Program Support account in the College of Science and Engineering.
- A foundation in Victoria, Texas, donated \$24,002.59 to the Women's Golf Birdie Club Non-Membership account in the Department of Athletics.
- A couple in Austin, Texas, donated \$5,000 to the KTSW/KAT Radio Scholarship account in the College of Fine Arts and Communication.
- An alumni couple in Austin, Texas, donated \$22,500 to the Athletic Suite Donations account in the Department of Athletics.
- An alumnus in Bellaire, Texas, donated \$15,000 to the Athletic Suite Donations account in the Department of Athletics.
- A corporation in Lampasas, Texas, donated \$15,000 to the Athletic Suite Donations account in the Department of Athletics.
- An alumni couple in San Marcos, Texas, donated \$7,500 to the Athletic Suite Donations account in the Department of Athletics.
- An alumnus and spouse in La Grange, Texas, donated \$8,000 to the Athletic Club Seat Donations account and the Bobcat Club Seat Obligation account in the Department of Athletics.
- A corporation in San Marcos, Texas, donated \$13,125 to the Athletic Suite Donations account in the Department of Athletics.
- A foundation in Buda, Texas, donated \$75,000 to The Katherine A. Porter Operating account in the College of Liberal Arts.
- An alumnus in New Braunfels, Texas, donated \$12,000 to the Athletic Club Seat Donations account and the Bobcat Club Annual Fund account in the Department of Athletics.
- A corporation in Austin, Texas, donated \$33,000 to the 3M Frontline Conference account in the McCoy College of Business Administration.
- An alumna in San Marcos, Texas, donated \$5,000 to the Elton Abernathy Endowment account in the College of Fine Arts and Communication.

- A foundation in West Lake Hills, Texas, donated \$50,000 to The Meadows Center for Water and the Environment Excellence Fund account in the Office of the Provost and Vice President of Academic Affairs.
- A corporation in Richmond, Texas, donated \$5,000 to the Touchdown Team Non-Membership account in the Department of Athletics.
- A corporation in San Antonio, Texas, donated \$10,000 to the Athletic Facilities Bricks and Mortar Gifts account in the Department of Athletics.
- A couple in Houston, Texas, donated \$100,000 to The Meadows Center for Water and the Environment Research account in the Office of the Provost and Vice President of Academic Affairs.
- An organization in Austin, Texas, donated \$5,000 to the Maroon and Gold Annual Fund account in the Division of University Advancement.
- A foundation in Austin, Texas, donated \$50,000 to the Alkek Library Learning Commons account in the Division of Information Technology.
- An individual in Hong Kong, Peoples Republic of China, donated \$10,000 to the Brian Wong Finance and Economics Scholarship account in the McCoy College of Business Administration.
- A couple in Austin, Texas, donated \$5,000 to The Meadows Center for Water and the Environment Excellence Fund account in the Office of the Provost and Vice President of Academic Affairs.
- A corporation in Austin, Texas, donated \$5,000 to the Professional Selling Corporate Partners Program account in the McCoy College of Business Administration.
- An individual in Austin, Texas, donated \$5,000 to the Empress Y Zedler Endowment account in the College of Education.
- A foundation in Austin, Texas, donated \$503,909 to the St. David's School of Nursing account in the College of Health Professions.
- A couple in Houston, Texas, donated \$6,000 to the Baseball Non-Membership account in the Department of Athletics.
- A foundation in San Antonio, Texas, donated \$16,000 to the Mathworks Operating Fund account in the College of Science and Engineering.
- A corporation in Houston, Texas, donated \$10,000 to the Men's Basketball Non-Membership account in the Department of Athletics.
- An alumna in San Marcos, Texas, donated \$20,000 to the Roena Hughson Memorial Endowment account in the College of Education.
- An alumni couple in Seabrook, Texas, donated \$5,000 to the Athletic Director Restricted account in the Department of Athletics.

- An alumni couple in San Marcos, Texas, donated \$12,000 to the Athletic Suite Donations account in the Department of Athletics.
- A couple in Austin, Texas, donated \$5,000 to the KTSW/KAT Radio Scholarship account in the College of Fine Arts and Communication.
- A corporation in College Station, Texas, donated \$10,000 to the Professional Selling Corporate Partners Program account in the McCoy College of Business Administration.
- An alumni couple in Cypress, Texas, donated \$5,000 to the Women's Golf Birdie Club Non-Membership account in the Department of Athletics.
- A foundation in Austin, Texas, donated \$69,879 to the Networx: A Virtual Health Safety Net Community account in the College of Fine Arts and Communication.
- A corporation in Stamford, Connecticut, donated \$5,000 to the Professional Selling Corporate Partners Program account in the McCoy College of Business Administration.
- A corporation in Houston, Texas, donated \$10,000 to the Baseball Non-Membership account in the Department of Athletics.
- A couple in San Marcos, Texas, donated \$25,000 to the Football Locker Room Project Donations account in the Department of Athletics.
- An alumni couple in San Angelo, Texas, donated \$7,250 to the Athletic Club Seat Donations account, the Bobcat Club Annual Fund account, and the Bobcat Club Seat Obligation account in the Department of Athletics.
- A couple in San Marcos, Texas, donated \$5,500 to the Athletic Club Seat Donations account, the Bobcat Club Annual Fund account, and the Bobcat Club Seat Obligation account in the Department of Athletics.
- A couple in San Marcos, Texas, donated \$6,000 to the Athletic Suite Donations account in the Department of Athletics.
- An individual in San Marcos, Texas, donated \$11,000 to the Department of Theatre and Dance Excellence Fund account in the College of Fine Arts and Communication.
- An alumnus and spouse in Victoria, Texas, donated \$12,000 to the Baseball Diamond Club Membership account in the Department of Athletics.
- An alumnus and spouse in Marble Falls, Texas, donated \$5,000 to the Baseball Non-Membership account in the Department of Athletics.
- An organization in Dallas, Texas, donated \$6,000 to the Texas Ranger Law Enforcement Association Scholarship account in the College of Applied Arts.
- A couple in Lampasas, Texas, donated \$40,000 to the Baseball Non-Membership account and the Touchdown Team Non-Membership account in the Department of Athletics.

- A corporation in Houston, Texas, donated \$10,000 to the Touchdown Team Non-Membership account in the Department of Athletics.
- A corporation in Provo, Utah, donated \$5,000 to the Professional Selling Corporate Partners Program account in the McCoy College of Business Administration.
- An alumnus in San Marcos, Texas, donated \$15,000 to the Band Centennial Music Project account in the College of Fine Arts and Communication.
- A foundation in Austin, Texas, donated \$5,000 to the Rivers of Texas account in the Division of Information Technology.
- A corporation in Spring Branch, Texas, donated \$12,000 to the Athletic Suite Donations account in the Department of Athletics.
- An alumnus and spouse in Victoria, Texas, donated \$10,000 to the Touchdown Team Non-Membership account in the Department of Athletics.
- A corporation in Grand Rapids, Michigan, donated \$14,000 to the Kohl's Department Store Scholarship account, the Kohl's Department Store Internship Scholarship account, the Kohl's Department Store Leadership Scholarship account, and the Kohl's Department Store Fashion Merchandising Career Forum account in the College of Applied Arts.

**The following Gifts-In-Kind valued at \$5,000 or more were made to Texas State University.**

- An individual in Austin, Texas, donated an art collection, including ink on paper works of contemporary artists like Mia Rosenthal and the etchings of 17<sup>th</sup>-century luminaries such as Rembrandt worth \$48,525 to the School of Art and Design account in the College of Fine Arts and Communication.

**The following gifts of \$5,000 or more were made payable to the Texas State University Development Foundation. These gifts benefit scholarships, programs, or initiatives at Texas State University.**

- A corporation in Austin, Texas, donated \$100,000 to the Brown Family/Brown Distributing Company Gift account in the Department of Athletics.
- An alumna and spouse in Kingsbury, Texas, donated \$20,000 to the D. Theron Stimmel Endowed Scholarship in Psychology account in the College of Liberal Arts.
- A corporation in Cypress, Texas, donated \$26,000 to the Richard and Nan Garcia Endowed Scholarship account in the Office of the Provost and Vice President of Academic Affairs.
- An individual in New Braunfels, Texas, donated \$5,000 to the Dr. Sally Jones Endowed Scholarship in Social Work account in the College of Applied Arts.

- A couple in Canyon Lake, Texas, donated \$7,500 to the Trent Clement Memorial Endowed Scholarship account in the Office of the Provost and Vice President of Academic Affairs.
- A couple in San Marcos, Texas, donated \$19,165.84 to the Merry Kone FitzPatrick Endowed Scholarship account in the Honors College.
- A foundation in Spring, Texas, donated \$205,000 to The Meadows Center for Water and the Environment Water Challenges in Texas Research account in the Office of the Provost and Vice President of Academic Affairs.
- An alumni couple in Manchaca, Texas, donated \$5,000 to the James and Elizabeth Camp Scholarship account in the Honors College.
- A corporation in San Antonio, Texas, donated \$25,000 to the 2019 Outdoor Education Programs for Underserved Children account in the Office of the Provost and Vice President of Academic Affairs.
- An alumnus and spouse in Buda, Texas, donated \$10,000 to the William M. and Emily W. Pruitt Endowed Scholarship in Criminal Justice account in the College of Applied Arts.
- An alumna and spouse in San Antonio, Texas, donated \$5,000 to the Suzanne B. Patenaude Endowed Scholarship account in the College of Science and Engineering.
- An alumnus and spouse in Monticello, Georgia, donated \$10,000 to the Dr. Azalete and Byron Little Endowed Scholarship account in the College of Applied Arts.
- An alumna in Waco, Texas, donated \$25,000 to the Costley-Oyervides Memorial Endowed Scholarship account in the College of Education.
- An alumnus in Buda, Texas, donated \$6,000 to the Janice E. Collins Memorial Endowed Graduate Student Scholarship in Legal Studies account in the College of Liberal Arts.
- An alumni couple in Austin, Texas, donated \$25,000 to the Westbrook Nursing Endowed Scholarship account in the College of Health Professions.
- An individual in Louisville, Kentucky, donated \$6,000 to the Theresa H. (Mitzie) Wittliff Endowment for Visiting Scholar Travel account in the Division of Information Technology.
- A corporation in New Braunfels, Texas, donated \$15,000 to the Kent Finlay Legacy Endowed Scholarship in Texas Music History account in the College of Liberal Arts.
- An organization in San Antonio, Texas, donated \$100,000 to the Dan and Cindee Diepenhorst Matching Gift Agreement account in the Department of Athletics.
- A couple in Princeton, New Jersey, donated \$25,000 to the Larry Whittington Endowment account in the College of Science and Engineering.

- A corporation in San Antonio, Texas, donated \$100,000 to the Dan and Cindee Diepenhorst Matching Gift Agreement account in the Department of Athletics.
- A couple in San Marcos, Texas, donated \$18,942.98 to the Merry Kone FitzPatrick Endowed Scholarship account in the Honors College.
- A foundation in Lockhart, Texas, donated \$10,000 to the Tri-M Foundation Undergraduate Research Endowment account in the Honors College.
- An alumni couple in Austin, Texas, donated \$5,000 to the Lee and Dawnelle Doughtie Family Endowed Scholarship account in the Department of Athletics.
- An alumni couple in Leakey, Texas, donated \$52,500 to the Betty A. Luxton Endowed Scholarship account in the College of Applied Arts and the Institutional Investment Fund account in the Division of University Advancement.
- An alumnus and spouse in San Antonio, Texas, donated \$5,000 to the Jim Wacker Endowed Scholarship account in the Department of Athletics.
- A couple in San Marcos, Texas, donated \$18,535.23 to the Merry Kone FitzPatrick Endowed Scholarship account in the Honors College.
- An alumna and spouse in Arden, North Carolina, donated \$5,000 to the Tina and David Ostergaard Endowed Scholarship in Theatre account in the College of Fine Arts and Communication.
- An alumni couple in Katy, Texas, donated \$5,000 to the Meuth Family Endowed Scholarship in Football account in the Department of Athletics.
- A couple in Austin, Texas, donated \$8,000 to the Swan Condit Memorial Graduate Endowed Scholarship in Theatre Design account in the College of Fine Arts and Communication.
- A foundation in Austin, Texas, donated \$25,000 to the Sarah and Ernest Butler Endowed Scholarship in Mathworks account in the College of Science and Engineering.
- An alumni couple in Manchaca, Texas, donated \$5,000 to the James and Elizabeth Camp Scholarship account in the Honors College.
- An alumnus and spouse in Fort Worth, Texas, donated \$5,000 to the Jim Wacker Endowed Scholarship account in the Department of Athletics.
- A corporation in Santa Clara, California, donated \$50,000 to the Epitaxial ferro-HfO<sub>2</sub> Study account in the College of Science and Engineering.
- An alumna and spouse in Kerrville, Texas, donated \$25,000 to the Ernestine Kapavik Endowed Scholarship in Fashion Merchandising account in the College of Applied Arts.
- A couple in San Marcos, Texas, donated \$5,000 to the Ingram School of Engineering Endowed Scholarship account in the College of Science and Engineering.



- A foundation in Victoria, Texas, donated \$20,000 to the Aaron West Memorial Endowed Scholarship account in the Department of Athletics.
- An alumna in San Marcos, Texas, donated \$10,000 to the Jim Wacker Endowed Scholarship account in the Department of Athletics.
- A corporation in Houston, Texas, donated \$2,050,000 to the Grand Prix Pipeline Houston Toad Research Project account in the College of Science and Engineering.
- An individual in San Marcos, Texas, donated \$6,300 to the Phil Stovall Memorial Endowed Scholarship account in the Department of Athletics.
- A couple in San Marcos, Texas, donated \$13,954.40 to the Merry Kone FitzPatrick Endowed Scholarship account in the Honors College.
- A corporation in Raleigh, North Carolina, donated \$5,000 to the Ingram School of Engineering Merit Based Endowed Scholarship account in the College of Science and Engineering.
- A couple in Louisville, Kentucky, donated \$5,000 to the Theresa H. (Mitzie) Wittliff Endowment for Visiting Scholar Travel account in the Division of Information Technology.
- A couple in Dallas, Texas, donated \$25,000 to the Kenneth and Patricia Margerison Graduate Research Fellowship in History account in the College of Liberal Arts.
- An alumnus in El Paso, Texas, donated \$200,000 to the Richard A. Castro Matching Gift Agreement account in the Department of Athletics.

**The following gifts of \$5,000 or more were made payable to the Emmett and Miriam McCoy College of Business Administration Development Foundation. These gifts benefit scholarships, programs, or initiatives at the McCoy College of Business Administration at Texas State University.**

- A couple in Buda, Texas, donated \$25,000 to the J.B. and Kelly Kolodzey International Business Endowment account in the McCoy College of Business Administration.
- An alumnus and spouse in Flower Mound, Texas, donated \$5,000 to the Department of Accounting Excellence Endowment account and the Ernst & Young Endowed Scholarship for Accounting Education account in the McCoy College of Business Administration.
- An organization in San Marcos, Texas, donated \$25,000 to the Financial Management Association Endowed Scholarship account in the McCoy College of Business Administration.
- An alumna and spouse in Stillwater, Minnesota, donated \$5,000 to the Carroll Family Endowment account in the McCoy College of Business Administration.

- A couple in San Marcos, Texas, donated \$1,000,000 to the Dean Denise T. Smart Endowed Chair in Business account in the McCoy College of Business Administration.
- An individual in Wimberley, Texas, donated \$105,000 to the Patricia A. Muehl Faculty Research Endowment account in the McCoy College of Business Administration.
- An alumna and spouse in Pecos, Texas, donated \$25,000 to the Derek and Sandra Zubeldia Endowed Scholarship account in the McCoy College of Business Administration.
- A corporation in New Braunfels, Texas, donated \$25,000 to The Herbert and Johanna Liebscher Endowed Scholarship account in the McCoy College of Business Administration.
- An individual in Hong Kong, Peoples Republic of China, donated \$100,000 to the Brian Wong Endowed Computer Information Systems and Quantitative Methods Scholarship account, the Brian Wong Endowed Finance and Economics Scholarship, the Brian Wong Endowed Management Scholarship account, and the Brian Wong Endowed Marketing Scholarship account in the McCoy College of Business Administration.
- An alumna and spouse in Plano, Texas, donated \$5,000 to the Luman Richard Barton Endowed Scholarship account in the McCoy College of Business Administration.
- A corporation in Austin, Texas, donated \$25,000 to the Gina Brunner Memorial Scholarship account in the McCoy College of Business Administration.
- An alumnus in Italy, Texas, donated \$15,000 to the R. B. Rushing Endowed Scholarship account in the McCoy College of Business Administration.
- A corporation in Austin, Texas, donated \$5,000 to the Thomas Dee Seargeant Greater Texas Federal Credit Union Endowed Scholarship account in the McCoy College of Business Administration.

**LAMAR INSTITUTE OF TECHNOLOGY  
ACKNOWLEDGEMENT OF GIFTS OVER \$5,000**

<b>DATE</b>	<b>DONOR</b>	<b>AMOUNT</b>	<b>BENEFICIARY(IES)</b>
01/08/2019	Signature Industrial Services LLC	\$ 15,000.00	LIT Foundation 2018
01/11/2019	PVF Roundtable Charitable Foundation	\$ 15,625.00	Scholarships
01/14/2019	The Gale Foundation Trust	\$100,000.00	Scholarships
01/15/2019	GHS Foundation	\$ 98,000.00	Scholarships
01/22/2019	BASF Total Petrochemicals LLC	\$ 5,000.00	LIT Foundation
01/29/2019	ExxonMobil Corporation	\$ 15,000.00	LIT Foundation
02/06/2019	CCA Texas	\$ 6,250.00	Scholarship
02/11/2019	The Wilton & Effie Mae Hebert Foundation	\$ 6,000.00	Scholarships
02/14/2019	Pamela Moore	\$ 5,000.00	LIT Foundation
02/26/2019	The Estate of Ralph K. Mock, Jr.	\$ 10,000.00	LIT Foundation
03/18/2019	The Estate of Ralph K. Mock, Jr.	\$ 50,000.00	LIT Foundation
03/26/2019	Golden Pass LNG LLC	\$ 17,500.00	LIT Foundation

TOTAL:        \$343,375.00

This total represents a **217.2%** increase from the May 2018 gift report.

The following in-kind gift valued at \$5,000 or more were made to Lamar Institute of Technology Foundation:

<b>DATE</b>	<b>DONOR</b>	<b>AMOUNT</b>	<b>BENEFICIARY(IES)</b>
03/23/2019	EMCOR/Ohmstede Industrial Services, Inc.	\$8,500.00	LIT Foundation
03/23/2019	Jean and Gus McFaddin	\$7,127.25	LIT Foundation
<b>TOTAL:</b>		\$15,627.25	

**EXPLANATIONS**

\$15,000.00 was received on January 8, 2019 from Signature Industrial Services LLC for the benefit of the 2018 LIT Shoot-Out event and the LIT Shoot-Out Scholarship Endowment which provides scholarships to students enrolled in all educational programs.

\$15,625.00 was received on January 11, 2019 from PVF Roundtable Charitable Foundation for the benefit of the PVF Roundtable Scholarship which provides scholarships to students enrolled in industrial mechanics, instrumentation and welding programs.

\$100,000.00 was received on January 14, 2019 from The Gale Foundation Trust for the benefit of scholarships for LIT students in all programs for the Spring, Summer and Fall of 2019 and Spring of 2020 and for the benefits of students that are dual enrolled.

\$98,000 was received on January 15, 2019 from GHS Foundation for the Smith-Hutson Scholarship Program which provides 2019 Spring scholarships for the benefit of students enrolled in radiology, business management development, computer networking, accounting, sonography, general education/developmental studies, welding, process operating, instrumentation, emergency medical services, occupational safety and health, and the regional fire academy.

\$5,000 was received on January 22, 2019 from BASF Total Petrochemicals LLC for the benefit of the 2019 LIT Shoot-Out event and the LIT Shoot-Out Scholarship Endowment.

\$15,000 was received on January 29, 2019 from ExxonMobil Corporation for the benefit of the 2019 LIT Shoot-Out event and the LIT Shoot-Out Scholarship Endowment.

\$6,250 was received on February 6, 2019 from CCA Texas for one Spring 2019 scholarship.

\$6,000 was received on February 11, 2019 from The Wilton and Effie Mae Hebert Foundation for the benefit of Fall 2019/Spring 2020 scholarships for students from either Port Neches High School or Nederland High School pursuing a two-year associate degree in any program, or a certificate of completion in law enforcement or fire protection technology.

\$5,000 was received on February 14, 2019 from Pamela Moore in memory of Joyce Geer for the benefit of the Geer Memorial Scholarship Endowment which provides scholarships to Vidor High School graduates in technology programs for Fall 2019.

\$10,000 was received on February 26, 2019 from The Estate of Ralph K. Mock, Jr. to establish the Ted Kent Memorial Scholarship Endowment which will provide scholarships to LIT students enrolled in the industrial mechanics/technical department program.

\$50,000 was received on March 18, 2019 from The Estate of Ralph K. Mock, Jr. to establish the Ralph K. Mock, Jr. Scholarship Endowment which will provide scholarships to LIT students enrolled in the computer drafting program.

\$17,500 was received on March 26, 2019 from Golden Pass LNG LLC for the benefit of the 2019 LIT Shoot-Out event and the LIT Shoot-Out Scholarship Endowment.

#### IN-KIND

\$8,500 in-kind donation was received on March 23, 2019 from EMCOR/Ohmstede Industrial Services, Inc. for the benefit of the 2019 LIT Shoot-Out event and the LIT Shoot-Out Scholarship Endowment.

\$7,127.25 in-kind donation was received on March 23, 2019 from Jean and Gus McFaddin for the benefit of the 2019 LIT Shoot-Out event and the LIT Shoot-Out Scholarship Endowment.



# Lamar State College — Orange —

## Gift & Donations

<b>DATE</b>	<b>DONOR</b>	<b>AMOUNT</b>	<b>BENEFICIARY(IES)</b>
4/13/19	Community	\$44,500.00	Lamar State College Orange Stark Foundation

## EXPLANATION

The following gifts of \$5,000.00 or more were made payable to Lamar State College Orange:

- \$44,500.00 was received from the community for the Lamar State College-Orange Foundation Scholarship fundraiser held on April 13, 2019 at the Brown Estate.

**LAMAR STATE COLLEGE-PORT ARTHUR**

The following gifts of \$5,000 or more were made payable to Lamar State College-Port Arthur.

<b>DATE</b>	<b>DONOR</b>	<b>AMOUNT</b>	<b>BENEFICIARY(IES)</b>
2/27/2019	Sempra LNG & Midstream / Port Arthur LNG	\$8,000	College Support
4/2/2019	Flint Hills Resources	\$10,000	College Support
<b>TOTAL</b>		<b>\$18,000</b>	

**PORT ARTHUR HIGHER EDUCATION FOUNDATION  
Benefiting Lamar State College-Port Arthur**

The following gifts of \$5,000 or more were made payable to the Port Arthur Higher Education Foundation.

<b>DATE</b>	<b>DONOR</b>	<b>AMOUNT</b>	<b>BENEFICIARY(IES)</b>
1/14/2019	Motiva Enterprises LLC	\$20,000	Port Arthur Industrial Group Scholarship
2/14/2019	Henry D. Flanagan	\$10,000	Jane Goins-Flanagan Scholarship
3/18/2019	Valero Energy Foundation	\$20,000	Port Arthur Industrial Group Scholarship
3/20/2019	Motiva Enterprises LLC	\$11,000	Gulf Coast Gala & College Support
3/29/2019	Seabulk Towing, Inc.	\$5,000	Gulf Coast Gala
4/8/2019	Wilton & Effie Mae Hebert Foundation	\$10,000	Gulf Coast Gala
4/8/2019	Reaud Charitable Foundation	\$10,000	Gulf Coast Gala
<b>TOTAL</b>		<b>\$86,000</b>	

**EXPLANATION**

The following gifts of \$5,000 or more were made to Lamar State College-Port Arthur:

Sempra LNG & Midstream / Port Arthur LNG gave \$5,000 for the Mardi Gras Grand Aurora Parade and Reception and \$3,000 for Seahawk athletic sponsorship.

Flint Hills Resources gave \$10,000 for scholarships.

**The following gifts of \$5,000 or more were made to the Port Arthur Higher Education Foundation:**

Motiva Enterprises LLC gave \$20,000 to the Port Arthur Industrial Group Scholarship Fund.

Henry D. Flanagan gave \$10,000 to the Jane Goins-Flanagan Scholarship.

Valero Energy Foundation gave \$20,000 to the Port Arthur Industrial Group Scholarship Fund.

Motiva Enterprises LLC gave \$10,000 for the sponsorship of the 16<sup>th</sup> Annual Gulf Coast Gala and \$1,000 for the sponsorship of the July 4<sup>th</sup> Celebration.

Seabulk Towing, Inc. gave \$5,000 for the sponsorship of the 16<sup>th</sup> Annual Gulf Coast Gala.

Wilton & Effie Mae Hebert Foundation gave \$10,000 for the sponsorship of the 16<sup>th</sup> Annual Gulf Coast Gala.

Reaud Charitable Foundation gave \$10,000 for the sponsorship of the 16<sup>th</sup> Annual Gulf Coast Gala.

## **TSUS: Holiday Schedules**

### **Recommendation**

The proposed Holiday Schedules for the Texas State University System components are approved.

### **Background**

In accordance with Texas Government Code, Chapter 662 and the System *Rules and Regulations, Chapter III, Section 1.(17)*, the Board of Regents may establish a holiday schedule for the institution that differs from the holiday schedule of a state agency.



## Texas State University System Administration

### Holiday Schedule for Fiscal Year 2020

<i>Labor day</i>	09/02/19	Monday
<i>Thanksgiving</i>	11/28/19	Thursday
	11/29/19	Friday
<i>Winter break</i>	12/23/19	Monday
	12/24/19	Tuesday
	12/25/19	Wednesday
	12/26/19	Thursday
	12/27/19	Friday
	12/30/19	Monday
	12/31/19	Tuesday
	01/01/20	Wednesday
	01/02/20	Thursday
	01/03/20	Friday
<i>MLK day</i>	01/20/20	Monday
<i>Good Friday</i>	04/10/20	Friday
<i>Memorial day</i>	05/25/20	Monday
<i>Independence day (Observed)</i>	07/03/20	Friday



Recommended Holiday Schedule for FY 2020

Labor Day	September 2, 2019	Monday
Thanksgiving Break	November 28, 2019 November 29, 2019	Thursday Friday
Christmas Break	December 20, 2019* December 23, 2019 December 24, 2019 December 25, 2019 December 26, 2019 December 27, 2019 December 30, 2019 December 31, 2019 January 1, 2020	Friday Monday Tuesday Wednesday Thursday Friday Monday Tuesday Wednesday
Martin Luther King, Jr. Day	January 20, 2020	Monday
Spring Break	March 20, 2020*	Friday
Memorial Day	May 25, 2020	Monday
Independence Day (observed)	July 3, 2020	Friday

**\*Energy Conservation Days** – Skeleton crews for essential offices required. Accrued compensatory time/vacation will be used to observe Energy Conservation Days

Sam Houston State University

Recommended Holiday Schedule for FY 2020

Labor Day	09/02/2019	Monday
Thanksgiving	11/28/2019 11/29/2019	Thursday Friday
Christmas	12/23/2019 12/24/2019 12/25/2019 12/26/2019 12/27/2019 12/30/2019 12/31/2019	Monday Tuesday Wednesday Thursday Friday Monday Tuesday
New Year's Day	01/01/2020	Wednesday
Martin Luther King Jr. Day	01/20/2020	Monday
Energy Conservation Day*	03/13/2020	Friday
Memorial Day	05/25/2020	Monday
Independence Day	07/03/2020	Friday

The following alternative days may be observed in lieu of a university holiday:

Rosh Hashanah	09/30/2019	Monday
Rosh Hashanah	10/01/2019	Tuesday
Good Friday	04/10/2020	Friday

## Sul Ross State University

### Holiday Schedule 2019-2020

Labor Day	September 2, 2019	Monday
Veterans Day	November 11, 2019	Monday
Thanksgiving	November 27, 2019	Wednesday
	November 28, 2019	Thursday
	November 29, 2019	Friday
	December 1, 2019	Monday
Christmas	December 23, 2019	Monday
	December 24, 2019	Tuesday
	December 25, 2019	Wednesday
	December 26, 2019	Thursday
	December 27, 2019	Friday
	December 30, 2019*	Monday
	December 31, 2019*	Tuesday
New Year's Day	January 1, 2020	Wednesday
Martin Luther King, Jr.	January 20, 2020	Wednesday
Spring Break	March 11, 2020	Wednesday
	March 12, 2020	Thursday
	March 13, 2020*	Friday
Good Friday	April 10, 2020*	Friday
Memorial Day	May 25, 2020	Monday

**\*Energy Conservation Days** – Skeleton crews for essential offices required. Accrued compensatory time/vacation will be used to observe Energy Conservation Days.

## Texas State University

### Holiday Schedule – Fiscal Year 2020

Labor Day	September 2, 2019
Thanksgiving	November 28 – 29, 2019
Christmas	December 23, 2019 – January 3, 2020
Martin Luther King, Jr. Day	January 20, 2020
Spring Break	March 16 – 20, 2020 (energy conservation days)
Memorial Day	May 25, 2020

\*Energy conservation days – Skeleton crews for essential offices required. Accrued compensatory time will be used to observe energy conservation days.

## Lamar Institute of Technology

### Holiday Schedule for Fiscal Year 2020

Labor Day	09/02/19	Monday
Thanksgiving	11/28/19 11/29/19	Thursday Friday
Christmas	12/20/19 12/23/19 12/24/19 12/25/19 12/26/19 12/27/19 12/30/19 12/31/19 01/01/20	Friday Monday Tuesday Wednesday Thursday Friday Monday Tuesday Wednesday
Martin Luther King, Jr. Day	01/20/20	Monday
Spring Break	03/13/20	Friday
Good Friday	04/10/20	Friday
Memorial Day	05/25/20	Monday
Independence Day (Observed)	07/03/20	Friday

A State employee is entitled to observe Rosh Hashanah, Yom Kippur, Good Friday, and Cesar Chavez Day in lieu of any state holiday where a skeleton crew is required.

## LAMAR STATE COLLEGE ORANGE

### HOLIDAY SCHEDULE: FY20

Labor Day	09/02/19	Monday
Thanksgiving Break	11/28/19	Thursday
	11/29/19	Friday
Winter Break	12/20/19	Friday
	12/23/19	Monday
	12/24/19	Tuesday
	12/25/19	Wednesday
	12/26/19	Thursday
	12/27/19	Friday
		12/30/19
	12/31/19	Tuesday
	01/01/20	Wednesday
Martin Luther King, Jr. Day	01/20/20	Monday
Spring Break Day	03/13/20	Friday
Memorial Day	05/25/20	Monday
Independence Day	07/03/20	Friday

## Lamar State College-Port Arthur

Labor Day	09/02/19	Monday
Thanksgiving	11/28/19 11/29/19	Thursday Friday
Christmas Break	12/20/19	Friday
	12/23/19	Monday
	12/24/19	Tuesday
	12/25/19	Wednesday
	12/26/19	Thursday
	12/27/19	Friday
	12/30/19	Monday
	12/31/19	Tuesday
	01/01/20	Wednesday
Martin Luther King, Jr. Day	01/20/20	Monday
Spring Break	03/13/20	Friday
Memorial Day	05/25/20	Monday
Independence Day (observed)	07/03/20	Friday



## APPENDIX – ACADEMIC AFFAIRS

# Lamar State College Orange

## Strategic Plan: 2020-2024

### **Vision: *Where Hope Meets Opportunity***

Lamar State College Orange will be the college of choice serving Southeast Texas and Southwest Louisiana. As an exemplary place of learning, Lamar State College Orange will prepare the workforce of tomorrow. Our students will arrive with the hope of a productive future and leave with the knowledge and opportunities for success that a Lamar State College Orange education provides.

### **Mission: *Transforming Lives***

Lamar State College Orange transforms lives and communities through the continual pursuit of academic, professional, and personal excellence. We provide new and unique opportunities for growth and success. We are the bridge connecting those we serve to a bright, Orange future.

### **Core Values**

**Quality:** Providing excellence through education

**Growth:** Building a shared vision of opportunity and advancement

**Service:** Meeting the needs of the communities we serve

**Innovation:** Creating an array of unique educational opportunities

**Success:** Achieving personal and professional goals

# Goal Statements, Strategies, Outcomes, and Targets

## **GOAL 1: derived from core value of Quality**

Lamar State College Orange will provide programs and services that meet the highest standards of excellence.

### **Strategies:**

1. All faculty and staff will engage in professional development activities.
2. Conduct institutional and locally developed research to determine student needs and challenges, and use results to improve services.
3. Conduct surveys and other evaluations to determine the needs of our campus and community.
4. Maintain accreditation in programs regulated or monitored by outside agencies
5. Attract, hire and retain excellent faculty, staff, and administrators.

### **Outcomes:**

- I. All LSCO faculty and staff will engage in ongoing professional development in their area of expertise and will annually review policies, procedures, and practices to assure efficient and effective service.
- II. All LSCO faculty will undergo annual evaluation to include periodic peer review, student evaluation, and supervisory observation of teaching, both in face-to-face and online courses.

- III. LSCO will conduct annual surveys of student satisfaction, and service unit directors will submit biennial reports. In addition, the college will administer the Community College Survey of Student Engagement (CCSSE) biennially.
- IV. All LSCO programs accredited by external agencies will meet or exceed the standard(s) of accreditation.
- V. LSCO faculty and library staff will collaboratively implement standards and practices appropriate to the field of study for performing and citing research in course assignments.

**Targets:**

- Minimum 8 hours of professional development per staff and faculty member per academic year, with all courses and programs reviewed and revised once every three years
- 1 peer evaluation/observation per faculty member per biennium
- Information Services will annually provide 6 training sessions related to LSCO applications and/or State of Texas mandates
- Annual institution-wide satisfaction survey and efficiency review of policies, procedures, and practices to drive continual quality improvement
- Spring 2020: all academic and technical faculty will teach and require students to use the most current style guides applicable to research and publication in their respective disciplines or fields

## **Goal 2: derived from core value of Growth**

Lamar State College Orange will engage our students and a wide circle of partners to build and realize a shared vision of opportunity and advancement for a bright Orange future.

### **Strategies:**

1. LSCO faculty and staff will meet with leaders from local industry to:
  - identify their workforce training needs and learn how LSCO can partner to help fill them;
  - review ACGM/WECM and/or workforce training guides to determine outcomes and review LSCO's course and program inventory; and
  - create new programs or restructure existing programs to provide opportunities for students to successfully pursue academic transfer or compete for high-paying jobs upon graduation.
2. Grow the community's college-bound culture and increase the college's enrollment by communicating with potential students regarding
  - the advantages of earning a college degree,
  - the opportunities for employment or advancement that college could open to graduates, and
  - the local businesses or industries where graduates will be eligible to apply and work.
3. Collaborate with local school districts to determine academic educational goals that their dual credit students wish to pursue.

4. Review academic requirements at transfer institutions for meeting those goals; create or repackage courses and programs to meet student needs.
5. Facilitate efficient admission, advising, and registration services at LSCO.

**Outcomes:**

- I. LSCO will engage in a data-informed, data-driven process to:
  - identify new or expanding job and career opportunities;
  - define the knowledge, skills and abilities a candidate for employment in the field should possess; and
  - partner with local business and industry to develop programs and facilities to allow LSCO graduates to successfully compete for employment or career advancement.
- II. LSCO will systematically conduct wide-ranging outreach efforts to listen to and inform our area's diverse population of the advantages and opportunities.
- III. LSCO will work with school district partners to create bridge programs and new pathways that seamlessly align secondary and post-secondary curricula and ensure college readiness to grow and strengthen the community's college-bound culture.
- IV. All LSCO faculty will regularly engage in collaborative processes to conduct ongoing course and program development or redesign.
- V. LSCO faculty and staff involved with dual credit will actively participate in academic advising and recruiting each

semester to promote increasing enrollment of dual credit students at LSCO following high school graduation.

## **Targets:**

- Annual meeting with university, business, and industry leaders; acquisition of property and development of facilities\* for
  - new Maritime and logistics program (Fall 2019)
  - pre-engineering program (Spring 2020)
  - new Academic building (Spring 2021)
    - \*contingent on program and funding approval
- A minimum of one public service outreach initiative per semester promoting the value of education to the community's growth and prosperity
- Enrollment: total headcount
  - 2,800 (Fall 2019: 2020 Vision target 2,586)
  - 3,000 (Fall 2020: 2020 Vision target 2,513)
  - 3,250 (Fall 2021: 2020 Vision target 2,675)
  - 3,500 (Fall 2023)
- New programs
  - pre-medical professional (Fall 2019)
  - Maritime (Fall 2019)
  - Logistics (Spring 2020)
  - Print professional (Spring 2020)
  - pre-ENGR (Fall 2020)
  - pre-trade professional (Spring 2021)
- A minimum of one new bridge/curriculum alignment initiative per academic year

### **GOAL 3: derived from core value of Service**

Lamar State College Orange will continually strive to meet the growing and changing needs of our students, local business and industry partners, and area school districts.

#### **Strategies:**

1. Engage civic, workforce, and school district partners to determine the needs of the community and develop plans in response.
2. Host, support, and participate in local nonprofit and community initiatives and projects.
3. Provide continually improving support services to students.
4. Provide continually improving customer support services interdepartmentally.
5. Maintain transparency and facilitate public access to information pertaining to college policies, programs, and practices.

#### **Outcomes:**

- I. All LSCO program directors and designated administrators will meet at minimum annually with representatives from local civic, business, industry, advisory committees, and public school leadership to collaboratively develop and revise program and service initiatives.
- II. LSCO will host a minimum of two public service events annually, and all LSCO faculty and staff will attend and/or participate in a minimum of two public service, community service, or outreach events or projects annually.
- III. LSCO professional staff will continually engage in a data-informed, data-driven process to identify areas where



service to students and internal customers can be improved, and will annually develop or revise policies, practices, and procedures resulting in measurably improved service.

- IV.** Information Technology and Finance and Operations will provide technical service and training to all campus constituencies in the development and use of computer applications and budget and finance management strategies and practices.
- V.** LSCO will develop and implement policies and best practices for efficiently converting and archiving a broad array of college publications and making them generally accessible.

### **Targets:**

- Biannual meetings with business and industry leaders
- Quarterly meetings with K-12 partners
- Dual credit enrollment:
  - 1,000 Fall 2019 (Vision 2020 target 520)
  - 1,100 Fall 2020 (Vision 2020 target 550)
  - 1,200 Fall 2023
- After one year of benchmarking, student satisfaction survey and institutional climate survey results will show continual annual 3% rise each year until 2024
- Provide technical personnel and resources for two student orientation sessions annually and facilitate training for all end users on budget, requisitions, travel policies, and Human Resource-related documents

## **Goal 4: derived from core value of Innovation**

Lamar State College Orange will create and continually adapt a broad array of educational opportunities to help our students and community respond to the challenges posed by an ever-changing world.

### **Strategies:**

1. Regularly review data sources to identify emerging careers and new fields of study and experts who lead or study them, and reach out to collaborate with those experts or study their publications.
2. Use results of ongoing research into emerging careers and fields to design new courses and programs.
3. Periodically redesign courses and realign programs in fields of study where rapid advance is occurring.
4. Adapt courses and programs to use Open Educational Resources or texts and instructional materials created by faculty and available at low or no cost to students.
5. Encourage faculty to systematically incorporate emerging research, facilitated by library services, into course and program development to assure that curricula are current and that faculty are adhering to best practices in teaching and student engagement.

### **Outcomes:**

- I. LSCO will collaborate with Library Services to develop or revise courses and/or programs to incorporate the use of Open Educational Resources or instructor-developed texts and course materials.

- II. LSCO will provide technical personnel resources to build online/automated processes using known applications to replace manual processes.
- III. LSCO will regularly develop new academic, technical, and workforce education programs in emerging fields of study.
- IV. LSCO will regularly develop new low-cost, easy-access continuing education and leisure learning opportunities and programs designed to promote lifetime learning and enrich the lives of Orange area residents.
- V. All LSCO faculty will collaborate with library services to engage in ongoing research and professional development in pedagogy and field of study, and will annually review and revise course- and program-level outcomes and content to assure currency and relevance.

### **Targets:**

- Innovative course design leading to use of Open Educational Resources (OERs)
  - 2019-2020: four courses will use Open Educational Resources and/or other approved low-cost faculty-developed resources
  - 2019-2020: partner with Barnes & Nobles to offer the First Day program allowing students to obtain textbook electronically at a significant decrease in cost
  - 2023-2024: 20% of courses in general education and/or technical disciplines will use Open Educational Resources and/or other approved low-cost faculty-developed resources
- Revise or automate one manual process per academic year, in response to satisfaction survey and efficiency review data.

- Develop one new continuing education and/or leisure learning opportunity or program to offer each year.
- Develop one new academic or technical program or pathway per year in response to market study data indicating need or emerging opportunity.
- Develop one new vocational/workforce course or sequence of courses per year in response to market study data indicating need or emerging opportunity.

### **Goal 5: derived from core value of Success**

Lamar State College Orange will lead our students and the members of our community to achieving their personal and professional goals.

#### **Strategies:**

1. Identify and remove barriers or obstacles to completion, graduation, and/or transfer.
2. Lower cost of textbooks and other instructional materials.
3. Increase tuition assistance and scholarships.
4. Research student scheduling needs and redesign course schedules to meet them.
5. Create and maintain learning and support environments to promote course and program completion.

#### **Outcomes:**

- I. LSCO will work to identify and remove barriers to satisfactory progress, persistence, retention, graduation, and transfer by creating new guided pathways, implementing articulation agreements, and hosting transfer school recruiting efforts to create and/or improve relationships

between prospective graduates and advisors at transfer schools.

- II. LSCO will work to identify and remove financial impediments to student academic success and lower student debt at graduation by designing, implementing, and/or expanding scholarship and other financial assistance and support programs, and continually and incrementally expanding the Ron E. Lewis's library's collection of traditional textbooks and Open Educational Resources.
- III. LSCO will annually conduct locally generated research and incorporate the data into the implementation of a schedule management system that creates course and activity schedules responsive to student and industry needs.
- IV. LSCO will proactively work to hire a highly qualified and diverse faculty and staff as well as to promote deserving employees into positions leading to personal achievement.
- V. LSCO will create or redesign facilities promoting and fostering student achievement and success.

### **Targets:**

- Academic Success targets
  - Completion: degrees and certificates awarded annually (all programs)
    - 2020: 516 (Vision 2020 target)
    - 2021: 600 (Vision 2020 target)
  - 3-year graduation rates:
    - 2020: 26% (Vision 2020 target 25.8%)
    - 2021: 27% (Vision 2020 target 26.4%)
  - Persistence rates: any institution
    - 2020: exceed 61% (Vision 2020 target 60.9%)
    - 2021: exceed 61% (Vision 2020 target 61.0%)

- Financial Aid targets
    - 2019-2020: 10 Ambassador Scholarships
    - 2023- 2024: 20 Ambassador Scholarships
  - Library textbook acquisition initiative
    - 2019-2020: textbooks available for library use for fifty percent of course listings
    - 2023-2024: textbooks available for library use for ninety percent of course listings
  - Hiring targets in different service, support, and instructional areas to support service, quality, and growth initiatives
    - 2021-2022: hire additional faculty members in arts, humanities, math, and the natural, social, and behavioral sciences
    - 2022-2023: hire new faculty to offer new courses in physics, organic chemistry and Engineering
  - Facilities
    - New Academic Building\*\*
    - Fall 2021: Center for Student Excellence
    - Fall 2023: laboratory facilities
      - Engineering: Fall 2021
      - Physics: Fall 2022
      - Organic Chemistry: Fall 2023
- \*\*target date dependent on the Texas legislature

Texas State University System Official Enrollment Report  
Spring 2019

Table 1. THECB Reportable Enrollment Data: Summary

		2018	2019	1-Yr Change
Lamar	Headcount	12,576	13,533	8%
	Flex-Entry	1,490	985	-
	SCH	138,527	141,022	2%
	FTSE	9,994	10,152	2%
Sam Houston	Headcount	19,359	19,516	1%
	Flex-Entry	1,034	88	-
	SCH	235,393	234,222	0%
	FTSE	15,989	15,907	-1%
Sul Ross-Total	Headcount	2,627	2,500	-5%
	Flex-Entry	118	140	-
	SCH	25,107	23,940	-5%
	FTSE	1,744	1,660	-5%
<i>Sul Ross-Alpine</i>	<i>Headcount</i>	<i>1,779</i>	<i>1,682</i>	<i>-5%</i>
	<i>Flex-Entry</i>	<i>118</i>	<i>123</i>	<i>-</i>
	<i>SCH</i>	<i>18,753</i>	<i>17,594</i>	<i>-6%</i>
	<i>FTSE</i>	<i>1,307</i>	<i>1,226</i>	<i>-6%</i>
<i>Sul Ross-Rio Grande</i>	<i>Headcount</i>	<i>848</i>	<i>818</i>	<i>-4%</i>
	<i>Flex-Entry</i>	<i>-</i>	<i>17</i>	<i>-</i>
	<i>SCH</i>	<i>6,354</i>	<i>6,346</i>	<i>0%</i>
	<i>FTSE</i>	<i>437</i>	<i>434</i>	<i>-1%</i>
Texas State	Headcount	35,595	35,285	-1%
	Flex-Entry	-	-	-
	SCH	422,234	421,123	0%
	FTSE	28,699	28,616	0%
LIT	Headcount	2,629	2,824	7%
	Flex-Entry	22	28	-
	SCH	25,197	26,645	6%
	FTSE	1,680	1,776	6%
	Contact Hours	585,744	602,256	3%
LSC-O	Headcount	2,072	2,116	2%
	Flex-Entry	-	-	-
	SCH	17,979	18,117	1%
	FTSE	1,199	1,208	1%
Contact Hours	396,576	387,344	-2%	
LSC-PA	Headcount	1,980	2,352	19%
	Flex-Entry	126	70	-
	SCH	18,105	21,895	21%
	FTSE	1,207	1,460	21%
Contact Hours	386,048	467,856	21%	
Total	Headcount	76,838	78,126	2%
	Flex-Entry	2,790	1,311	-
	SCH	882,542	886,964	1%
	FTSE	60,511	60,778	0%
	Contact Hours	1,368,368	1,457,456	7%

Note: Table compares current year certified data to prior year certified data. The THECB is piloting changes to the reporting of flex entry courses, year-to-year decreases in those data do not necessarily indicate a decrease in enrollment.

Source: THECB Accountability System and TSUS Official Enrollment Reports.

Texas State University System Official Enrollment Report  
Spring 2019

Table 2. THECB Reportable Enrollment Data: Detail

TSUS Component		Undergrad	Master's	Doctoral- Research	Doctoral- Professional	Post-Bach	Total
Lamar	Headcount	8,118	3,944	253	24	1,194	13,533
	Flex-Entry	528	320	7	-	130	985
	SCH	99,052	39,791	1,822	357	-	141,022
	FTSE	6,603	3,316	202	30	-	10,152
Sam Houston	Headcount	17,058	2,078	291	-	89	19,516
	Flex-Entry	2	86	-	-	-	88
	SCH	219,022	13,806	1,394	-	-	234,222
	FTSE	14,601	1,151	155	-	-	15,907
Sul Ross-Total	Headcount	1,858	582	-	-	60	2,500
	Flex-Entry	86	51	-	-	3	140
	SCH	20,124	3,816	-	-	-	23,940
	FTSE	1,342	318	-	-	-	1,660
<i>Sul Ross-Alpine</i>	<i>Headcount</i>	<i>1,166</i>	<i>471</i>	<i>-</i>	<i>-</i>	<i>45</i>	<i>1,682</i>
	<i>Flex-Entry</i>	<i>69</i>	<i>51</i>	<i>-</i>	<i>-</i>	<i>3</i>	<i>123</i>
	<i>SCH</i>	<i>14,405</i>	<i>3,189</i>	<i>-</i>	<i>-</i>	<i>-</i>	<i>17,594</i>
	<i>FTSE</i>	<i>960</i>	<i>266</i>	<i>-</i>	<i>-</i>	<i>-</i>	<i>1,226</i>
<i>Sul Ross-Rio Grande</i>	<i>Headcount</i>	<i>692</i>	<i>111</i>	<i>-</i>	<i>-</i>	<i>15</i>	<i>818</i>
	<i>Flex-Entry</i>	<i>17</i>	<i>-</i>	<i>-</i>	<i>-</i>	<i>-</i>	<i>17</i>
	<i>SCH</i>	<i>5,719</i>	<i>627</i>	<i>-</i>	<i>-</i>	<i>-</i>	<i>6,346</i>
	<i>FTSE</i>	<i>381</i>	<i>52</i>	<i>-</i>	<i>-</i>	<i>-</i>	<i>434</i>
Texas State	Headcount	31,099	3,209	377	120	480	35,285
	Flex-Entry	-	-	-	-	-	-
	SCH	392,399	25,020	2,241	1,463	-	421,123
	FTSE	26,160	2,085	249	122	-	28,616
LIT	Headcount	2,824	-	-	-	-	2,824
	Flex-Entry	28	-	-	-	-	28
	SCH	26,645	-	-	-	-	26,645
	FTSE	1,776	-	-	-	-	1,776
	Contact Hours	602,256	-	-	-	-	602,256
LSC-O	Headcount	2,116	-	-	-	-	2,116
	Flex-Entry	-	-	-	-	-	-
	SCH	18,117	-	-	-	-	18,117
	FTSE	1,208	-	-	-	-	1,208
	Contact Hours	387,344	-	-	-	-	387,344
LSC-PA	Headcount	2,352	-	-	-	-	2,352
	Flex-Entry	70	-	-	-	-	70
	SCH	21,895	-	-	-	-	21,895
	FTSE	1,460	-	-	-	-	1,460
	Contact Hours	467,856	-	-	-	-	467,856
Total	Headcount	65,425	9,813	921	144	1,823	78,126
	Flex-Entry	714	457	7	-	133	1,311
	SCH	797,254	82,433	5,457	1,820	-	886,964
	FTSE	53,150	6,869	606	152	-	60,778
	Contact Hours	1,457,456	-	-	-	-	1,457,456

Source: THECB Accountability System and TSUS Official Enrollment Reports.



Texas State University System Official Enrollment Report  
Spring 2019

Table 3. THECB Reportable Continuing Education Enrollment Data: Summary

TSUS Component	Certified Quarter I			Preliminary Quarter II			
	2017	2018	1-Yr Change	2018	2019	1-Yr Change	
LIT	Headcount	665	1,315	98%	1,122	1,426	27%
	FTSE	141	278	97%	153	246	60%
	Contact Hours	42,416	83,392	97%	46,032	73,761	60%
LSC-O	Headcount	120	147	23%	189	71	-62%
	FTSE	6	12	85%	13	10	-24%
	Contact Hours	1,936	3,591	85%	3,794	2,888	-24%
LSC-PA	Headcount	308	377	22%	50	378	656%
	FTSE	317	362	14%	44	362	720%
	Contact Hours	95,240	108,518	14%	13,241	68,215	415%
Total	Headcount	1,093	1,839	68%	1,361	1,875	38%
	FTSE	465	652	40%	210	617	194%
	Contact Hours	139,592	195,501	40%	63,067	144,864	130%

Note: Quarter I current year certified data compared to prior year certified data and Quarter II current year preliminary data compared to prior year certified data.

Source: THECB Accountability System and TSUS Official Enrollment Reports.

Table 4. THECB Non-Reportable Out-of-State/Online Data: Detail

TSUS Component	Undergrad	Master's	Doctoral- Research	Doctoral- Professional	Post-Bach	Total	
Lamar	Headcount	56	439	19	-	104	618
	SCH	694	4,666	129	-	-	5,489
	FTSE	46	389	14	-	-	449
Sam Houston	Headcount	25	129	33	-	5	192
	SCH	247	797	171	-	-	1,215
	FTSE	16	66	19	-	-	102
Total	Headcount	81	568	52	-	109	810
	SCH	941	5,463	300	-	-	6,704
	FTSE	63	455	33	-	-	551

Note: Non-reportable out-of-state/online data are not included in Table 1, and these data are not applicable to all components.

Source: TSUS Official Enrollment Reports.

Texas State University System Official Enrollment Report  
Spring 2019

Table 5. Total Enrollment

TSUS Component		2018	2019	1-Yr Change
Lamar	Headcount	14,627	15,136	3%
	SCH	143,658	146,511	2%
	FTSE	10,415	10,601	2%
Sam Houston	Headcount	20,593	19,796	-4%
	SCH	236,576	235,437	0%
	FTSE	16,089	16,009	0%
Sul Ross-Total	Headcount	2,745	2,640	-4%
	SCH	25,107	23,940	-5%
	FTSE	1,744	1,660	-5%
<i>Sul Ross-Alpine</i>	<i>Headcount</i>	<i>1,897</i>	<i>1,805</i>	<i>-5%</i>
	<i>SCH</i>	<i>18,753</i>	<i>17,594</i>	<i>-6%</i>
	<i>FTSE</i>	<i>1,307</i>	<i>1,226</i>	<i>-6%</i>
<i>Sul Ross-Rio Grande</i>	<i>Headcount</i>	<i>848</i>	<i>835</i>	<i>-2%</i>
	<i>SCH</i>	<i>6,354</i>	<i>6,346</i>	<i>0%</i>
	<i>FTSE</i>	<i>437</i>	<i>434</i>	<i>-1%</i>
Texas State	Headcount	35,595	35,285	-1%
	SCH	422,234	421,123	0%
	FTSE	28,699	28,616	0%
LIT	Headcount	3,773	4,278	13%
	SCH	25,197	26,645	6%
	FTSE	1,833	2,022	10%
	Contact Hours	631,776	676,017	7%
LSC-O	Headcount	2,261	2,187	-3%
	SCH	17,979	18,117	1%
	FTSE	1,211	1,217	1%
	Contact Hours	400,370	390,232	-3%
LSC-PA	Headcount	2,156	2,800	30%
	SCH	18,105	21,895	21%
	FTSE	1,251	1,821	46%
	Contact Hours	399,289	536,071	34%
Total	Headcount	81,750	82,122	0%
	SCH	888,856	893,668	1%
	FTSE	61,242	61,946	1%
	Contact Hours	1,431,435	1,602,320	12%

Note: Summary data for both THECB reportable and non-reportable students. (Aggregate of Regular for Credit, Flex-Entry for Credit, Continuing Education, and Out-of-State/Online Enrollment)

Source: THECB Accountability System and TSUS Official Enrollment Reports.

Texas State University System Official Enrollment Report  
Spring 2019

Definitions of Terms	
Contact Hours	A unit of measure that represents an hour of scheduled instruction given to students of which 50 minutes must be of direct instruction. Also referred to as clock hour.
Flex-Entry	Means by which institutions can report and be funded for semester credit/contact hours in classes that were not organized by the census date (universities) or did not have its census date until after the census date of the term (CTC) but otherwise met the state-mandated funding requirements.
Full-Time Student Equivalent (FTSE)	Uses semester credit hours (SCH) to calculate the number of full-time equivalent students at an institution. The THECB uses the following formulas: 1 undergraduate FTSE student = 15 SCH (12 SCH in Fall) 1 master's FTSE student = 12 SCH (9 SCH in Fall) 1 doct-professional FTSE student = 12 SCH (9 SCH in Fall) 1 doct-research FTSE student = 9 SCH (6 SCH in Fall) 1 continuing ed FTSE student = 300 contact hours
Headcount	The unduplicated count of students enrolled in a semester or term.
Out-of-State/Online	Non-Texas resident living out-of-state enrolled solely in fully online courses.
Semester Credit Hour (SCH)	A unit of measure representing an hour (50 minutes) of instruction over a 15-week period in a semester or trimester system or a 10-week period in a quarter system.
THECB Non-Reportable	A student that is not reportable to the Texas Higher Education Coordinating Board via the Coordinating Board Management Student Reports (CBM001 and CBM00A). (e.g. Out-of-State/Online students)
THECB Reportable	A student that is reportable to the Texas Higher Education Coordinating Board via the Coordinating Board Management Student Reports (CBM001 and CBM00A)

APPENDIX – FINANCE AND AUDIT

# The Texas State University System

(Consolidated)

Table A 2

## Educational and General Funds

### Budgeted Expenditures

	FY 2019		FY 2019		Variance	
	APPROVED BUDGET		ADJUSTED BUDGET		DOLLAR	PERCENT
Instruction Support	\$ 336,384,091	\$	333,675,125	\$	(2,708,966)	(0.81)%
Research / Organized Research	\$ 11,713,627	\$	19,321,354	\$	7,607,727	64.95 %
Public Service	\$ 9,068,855	\$	9,360,025	\$	291,170	3.21 %
Academic Support	\$ 48,609,960	\$	49,333,023	\$	723,063	1.49 %
Student Service Support	\$ 20,978,759	\$	22,769,743	\$	1,790,984	8.54 %
Institutional Support	\$ 55,155,900	\$	59,615,324	\$	4,459,424	8.09 %
Plant Support	\$ 37,115,068	\$	38,965,268	\$	1,850,200	4.99 %
Scholarships & Fellowships	\$ 720,826	\$	765,418	\$	44,592	6.19 %
<b>Total Expenditures</b>	<b>\$ 519,747,086</b>	<b>\$</b>	<b>533,805,281</b>	<b>\$</b>	<b>14,058,195</b>	<b>2.70 %</b>
Transfers Out						
TPEG	\$ 15,593,682	\$	15,593,682	\$	0	0.00 %
TRB Debt Service	\$ 34,555,193	\$	34,555,193	\$	0	0.00 %
HEF - Debt Service	\$ 6,296,263	\$	6,327,217	\$	30,954	0.49 %
HEF - Plant	\$ 42,096,090	\$	42,255,980	\$	159,890	0.38 %
Other	\$ 3,366,110	\$	3,366,110	\$	0	0.00 %
<b>Total Transfers Out</b>	<b>\$ 101,907,338</b>	<b>\$</b>	<b>102,098,182</b>	<b>\$</b>	<b>190,844</b>	<b>0.19 %</b>
<b>Total Budgeted Expenditures &amp; Transfers Out</b>	<b>\$ 621,654,424</b>	<b>\$</b>	<b>635,903,463</b>	<b>\$</b>	<b>14,249,039</b>	<b>2.29 %</b>

# The Texas State University System

(Consolidated)

**Table B 2**

## Designated Funds

### Budgeted Expenditures

	FY 2019		FY 2019		Variance	
	APPROVED BUDGET		ADJUSTED BUDGET		DOLLAR	PERCENT
Instruction Support	\$ 91,318,066	\$	96,543,800	\$	5,225,734	5.72 %
Research / Organized Research	\$ 13,599,724	\$	26,618,127	\$	13,018,403	95.73 %
Public Service	\$ 3,181,861	\$	4,242,201	\$	1,060,340	33.32 %
Academic Support	\$ 100,496,295	\$	105,041,246	\$	4,544,952	4.52 %
Student Support	\$ 28,278,508	\$	28,604,301	\$	325,792	1.15 %
Institutional Support	\$ 94,366,436	\$	112,364,710	\$	17,998,274	19.07 %
Plant Support	\$ 53,267,969	\$	57,092,173	\$	3,824,204	7.18 %
Scholarships & Fellowships	\$ 68,854,666	\$	70,970,305	\$	2,115,639	3.07 %
<b>Total Expenditures</b>	<b>\$ 453,363,525</b>	<b>\$</b>	<b>501,476,863</b>	<b>\$</b>	<b>48,113,338</b>	<b>10.61 %</b>
Transfers Out						
System Assessment	\$ 10,796,291	\$	10,823,219	\$	26,928	0.25 %
Debt Service	\$ 11,001,580	\$	11,001,580	\$	0	0.00 %
E&G	\$ 71,224,401	\$	71,154,505	\$	(69,896)	(0.10)%
Auxiliary	\$ 6,536,665	\$	6,531,023	\$	(5,642)	(0.09)%
Other	\$ 10,372,513	\$	10,372,513	\$	0	0.00 %
<b>Total Transfers Out</b>	<b>\$ 109,931,450</b>	<b>\$</b>	<b>109,882,840</b>	<b>\$</b>	<b>(48,610)</b>	<b>(0.04)%</b>
<b>Total Budgeted Expenditures &amp; Transfers Out</b>	<b>\$ 563,294,975</b>	<b>\$</b>	<b>611,359,703</b>	<b>\$</b>	<b>48,064,728</b>	<b>8.53 %</b>

# The Texas State University System

(Consolidated)

**Table C 2**

## Auxiliary Funds

### Budgeted Expenditures

	FY 2019		FY 2019		Variance	
	APPROVED BUDGET		ADJUSTED BUDGET		DOLLAR	PERCENT
Athletic Fee	\$ 29,944,271	\$	30,130,483	\$	186,212	0.62 %
Medical Service Fee	\$ 8,338,843	\$	8,642,571	\$	303,728	3.64 %
Student Service Fee	\$ 20,183,748	\$	22,706,243	\$	2,522,495	12.50 %
Recreational Sport Fee	\$ 6,968,325	\$	7,129,038	\$	160,713	2.31 %
Student Center Fee	\$ 10,737,047	\$	10,386,259	\$	(350,788)	(3.27)%
Student Bus Fee	\$ 7,121,500	\$	7,231,500	\$	110,000	1.54 %
ID Card Fee	\$ 1,046,064	\$	1,046,064	\$	0	0.00 %
<b>Total Fee Based Expenditures</b>	<b>\$ 84,339,798</b>	<b>\$</b>	<b>87,272,157</b>	<b>\$</b>	<b>2,932,359</b>	<b>3.48 %</b>
Housing	\$ 50,304,132	\$	50,809,652	\$	505,520	1.00 %
Dining	\$ 33,871,630	\$	33,871,630	\$	0	0.00 %
Parking	\$ 6,619,290	\$	7,011,187	\$	391,897	5.92 %
Athletics	\$ 26,755,506	\$	28,271,033	\$	1,515,526	5.66 %
Bookstore	\$ 8,775,486	\$	9,527,809	\$	752,323	8.57 %
Other	\$ 18,007,967	\$	18,921,254	\$	913,287	5.07 %
<b>Total Sales &amp; Services Based Expenditures</b>	<b>\$ 144,334,011</b>	<b>\$</b>	<b>148,412,564</b>	<b>\$</b>	<b>4,078,553</b>	<b>2.83 %</b>
Transfers Out						
Debt Service						
Medical Service	\$ 821,987	\$	821,987	\$	0	0.00 %
Athletics	\$ 6,335,874	\$	6,335,874	\$	0	0.00 %
Student Center	\$ 3,040,897	\$	3,418,054	\$	377,157	12.40 %
Student Service	\$ 265,150	\$	265,150	\$	0	0.00 %
Housing	\$ 28,940,277	\$	28,940,277	\$	0	0.00 %
Dining	\$ 2,049,167	\$	2,049,167	\$	0	0.00 %
Parking and Public Safety	\$ 4,510,752	\$	4,510,752	\$	0	0.00 %
Recreational Sports	\$ 3,589,376	\$	3,589,376	\$	0	0.00 %
Other	\$ 1,013,220	\$	955,897	\$	(57,323)	(5.66)%
Real Estate Rental	\$ 393,419	\$	393,419	\$	0	0.00 %
Vending	\$ 352,200	\$	352,200	\$	0	0.00 %
Designated Funds	\$ 79,707	\$	79,707	\$	0	0.00 %
Other	\$ 2,027,299	\$	2,014,000	\$	(13,299)	(0.66)%
<b>Total Transfers Out</b>	<b>\$ 53,419,325</b>	<b>\$</b>	<b>53,725,860</b>	<b>\$</b>	<b>306,535</b>	<b>0.57 %</b>
<b>Total Budgeted Expenditures &amp; Transfers Out</b>	<b>\$ 282,093,133</b>	<b>\$</b>	<b>289,410,580</b>	<b>\$</b>	<b>7,317,447</b>	<b>2.59 %</b>

# Lamar University

**Table A 2**  
**Educational and General Funds**  
**Budget Adjustments (as of February 28)**

	FY 2019		FY 2019		Variance		Note
	APPROVED BUDGET	ADJUSTED BUDGET	DOLLAR	PERCENT	DOLLAR	PERCENT	
Instruction Support	\$ 53,539,751	\$ 53,479,293	\$ (60,458)	(0.11)%			
Research / Organized Research	\$ 1,797,404	\$ 1,797,404	\$ 0	0.00 %			
Public Service	\$ 280,451	\$ 342,291	\$ 61,840	22.05 %			
Academic Support	\$ 4,390,938	\$ 4,714,684	\$ 323,746	7.37 %			1
Student Service Support	\$ 4,618,979	\$ 6,423,757	\$ 1,804,778	39.07 %			2,3,4
Institutional Support	\$ 19,367,492	\$ 19,048,361	\$ (319,131)	(1.65)%			
Plant Support	\$ 8,644,447	\$ 9,204,715	\$ 560,268	6.48 %			5
Scholarships & Fellowships	\$ 0	\$ 0	\$ 0	0.00 %			
<b>Total Expenditures</b>	<b>\$ 92,639,462</b>	<b>\$ 95,010,505</b>	<b>\$ 2,371,043</b>	<b>2.56 %</b>			
Transfers Out							
TPEG	\$ 2,906,484	\$ 2,906,484	\$ 0	0.00 %			
TRB Debt Service	\$ 6,470,138	\$ 6,470,138	\$ 0	0.00 %			
HEF - Debt Service	\$ 0	\$ 0	\$ 0	0.00 %			
HEF - Plant	\$ 8,701,882	\$ 8,701,882	\$ 0	0.00 %			
Other	\$ 1,103,387	\$ 1,103,387	\$ 0	0.00 %			
<b>Total Transfers Out</b>	<b>\$ 19,181,891</b>	<b>\$ 19,181,891</b>	<b>\$ 0</b>	<b>0.00 %</b>			
<b>Total Budgeted Expenditures &amp; Transfers Out</b>	<b>\$ 111,821,353</b>	<b>\$ 114,192,396</b>	<b>\$ 2,371,043</b>	<b>2.12 %</b>			



# Lamar University

**Table A 2**  
**Educational and General Funds**  
**Explanations of Significant Variances for Budget Adjustments (as of February 28)**

<b>NOTE</b>	<b>ITEM DESCRIPTION</b>	<b>VARIANCE</b>	<b>EXPLANATION</b>
1	Academic Support	\$ 323,746	Moved salaries from Designated
2	Student Service Support	\$ 226,849	Establish Budget for General Studies
3	Student Service Support	\$ 1,547,929	Moved Salaries from Designated
4	Student Service Support	\$ 30,000	Increase Global Diversity HEF budget
5	Plant Support	\$ 560,268	Moved Salaries from Designated

# Lamar University

**Table B 2**  
**Designated Funds**  
**Budget Adjustments (as of February 28)**

	FY 2019		FY 2019		Variance		Note
	APPROVED BUDGET		ADJUSTED BUDGET		DOLLAR	PERCENT	
Instruction Support	\$ 24,723,340		\$ 24,899,348		\$ 176,008	0.71 %	
Research / Organized Research	\$ 1,101,255		\$ 1,640,193		\$ 538,938	48.94 %	1,2
Public Service	\$ 618,200		\$ 682,700		\$ 64,500	10.43 %	
Academic Support	\$ 13,599,933		\$ 13,715,587		\$ 115,654	0.85 %	
Student Support	\$ 6,026,822		\$ 4,508,393		\$ (1,518,429)	(25.19)%	3,4
Institutional Support	\$ 6,578,111		\$ 6,238,904		\$ (339,207)	(5.16)%	5
Plant Support	\$ 4,633,298		\$ 4,073,030		\$ (560,268)	(12.09)%	6
Scholarships & Fellowships	\$ 13,549,429		\$ 13,549,429		\$ 0	0.00 %	
<b>Total Expenditures</b>	<b>\$ 70,830,388</b>		<b>\$ 69,307,584</b>		<b>\$ (1,522,804)</b>	<b>(2.15)%</b>	
<b>Transfers Out</b>							
System Assessment	\$ 1,958,794		\$ 1,958,794		\$ 0	0.00 %	
Debt Service	\$ 214,119		\$ 214,119		\$ 0	0.00 %	
E&G	\$ 11,310,804		\$ 11,310,804		\$ 0	0.00 %	
Auxiliary	\$ 0		\$ 0		\$ 0	0.00 %	
Other	\$ 9,379,149		\$ 9,379,149		\$ 0	0.00 %	
<b>Total Transfers Out</b>	<b>\$ 22,862,866</b>		<b>\$ 22,862,866</b>		<b>\$ 0</b>	<b>0.00 %</b>	
<b>Total Budgeted Expenditures &amp; Transfers Out</b>	<b>\$ 93,693,254</b>		<b>\$ 92,170,450</b>		<b>\$ (1,522,804)</b>	<b>(1.63)%</b>	

# Lamar University

## Table B 2 Designated Funds

### Explanations of Significant Variances for Budget Adjustments (as of February 28)

NOTE	ITEM DESCRIPTION	VARIANCE	EXPLANATION
1	Research/Organized Research	\$ 170,000	Increase budget for Visionary Initiatives
2	Research/Organized Research	\$ 368,938	Moved Salaries from E&G
3	Student Support	\$ 29,500	Establish budget for General Studies
4	Student Support	\$ (1,547,929)	Moved Salaries to E&G
5	Institutional Support	\$ (339,207)	Moved Salaries to E&G
6	Plant Support	\$ (560,268)	Moved Salaries to E&G

# Lamar University

**Table C 2**  
**Auxiliary Funds**  
**Budget Adjustments (as of February 28)**

	FY 2019		FY 2019		Variance		Note
	APPROVED BUDGET		ADJUSTED BUDGET		DOLLAR	PERCENT	
Athletic Fee	\$	0	\$	0	\$	0	0.00 %
Medical Service Fee	\$	1,336,850	\$	1,336,850	\$	0	0.00 %
Student Service Fee	\$	1,736,059	\$	1,736,059	\$	0	0.00 %
Recreational Sport Fee	\$	1,461,871	\$	1,461,871	\$	0	0.00 %
Student Center Fee	\$	0	\$	0	\$	0	0.00 %
Student Bus Fee	\$	0	\$	0	\$	0	0.00 %
ID Card Fee	\$	0	\$	0	\$	0	0.00 %
<b>Total Fee Based Expenditures</b>	<b>\$</b>	<b>4,534,780</b>	<b>\$</b>	<b>4,534,780</b>	<b>\$</b>	<b>0</b>	<b>0.00 %</b>
Housing	\$	5,888,383	\$	5,888,383	\$	0	0.00 %
Dining	\$	4,797,740	\$	4,797,740	\$	0	0.00 %
Parking	\$	305,982	\$	456,823	\$	150,841	49.30 %
Athletics	\$	14,494,406	\$	14,494,406	\$	0	0.00 %
Bookstore	\$	0	\$	0	\$	0	0.00 %
Other	\$	3,340,673	\$	3,340,673	\$	0	0.00 %
<b>Total Sales &amp; Services Based Expenditures</b>	<b>\$</b>	<b>28,827,184</b>	<b>\$</b>	<b>28,978,025</b>	<b>\$</b>	<b>150,841</b>	<b>0.52 %</b>
Transfers Out							
Debt Service							
Medical Service	\$	0	\$	0	\$	0	0.00 %
Athletics	\$	1,660,800	\$	1,660,800	\$	0	0.00 %
Student Center	\$	1,449,254	\$	1,449,254	\$	0	0.00 %
Student Service	\$	0	\$	0	\$	0	0.00 %
Housing	\$	5,134,231	\$	5,134,231	\$	0	0.00 %
Dining	\$	311,557	\$	311,557	\$	0	0.00 %
Parking and Public Safety	\$	0	\$	0	\$	0	0.00 %
Recreational Sports	\$	1,408,650	\$	1,408,650	\$	0	0.00 %
Other	\$	0	\$	0	\$	0	0.00 %
Real Estate Rental	\$	0	\$	0	\$	0	0.00 %
Vending	\$	0	\$	0	\$	0	0.00 %
Designated Funds	\$	0	\$	0	\$	0	0.00 %
Other	\$	0	\$	0	\$	0	0.00 %
<b>Total Transfers Out</b>	<b>\$</b>	<b>9,964,492</b>	<b>\$</b>	<b>9,964,492</b>	<b>\$</b>	<b>0</b>	<b>0.00 %</b>
<b>Total Budgeted Expenditures &amp; Transfers Out</b>	<b>\$</b>	<b>43,326,456</b>	<b>\$</b>	<b>43,477,297</b>	<b>\$</b>	<b>150,841</b>	<b>0.35 %</b>

# Sam Houston State University

**Table A 2**  
**Educational and General Funds**  
**Budget Adjustments (as of February 28)**

	FY 2019		FY 2019		Variance		Note
	APPROVED BUDGET		ADJUSTED BUDGET		DOLLAR	PERCENT	
Instruction Support	\$ 64,534,290		\$ 64,534,290		0	0.00 %	
Research / Organized Research	\$ 815,723		\$ 815,723		0	0.00 %	
Public Service	\$ 6,076,838		\$ 6,112,338		35,500	0.58 %	
Academic Support	\$ 27,905,033		\$ 27,905,033		0	0.00 %	
Student Service Support	\$ 4,708,789		\$ 4,708,789		0	0.00 %	
Institutional Support	\$ 7,320,627		\$ 7,320,627		0	0.00 %	
Plant Support	\$ 7,767,687		\$ 7,767,687		0	0.00 %	
Scholarships & Fellowships	\$ 3,000		\$ 3,000		0	0.00 %	
<b>Total Expenditures</b>	<b>\$ 119,131,987</b>		<b>\$ 119,167,487</b>		<b>\$ 35,500</b>	<b>0.03 %</b>	
<b>Transfers Out</b>							
TPEG	\$ 4,147,490		\$ 4,147,490		0	0.00 %	
TRB Debt Service	\$ 5,646,300		\$ 5,646,300		0	0.00 %	
HEF - Debt Service	\$ 0		\$ 0		0	0.00 %	
HEF - Plant	\$ 0		\$ 0		0	0.00 %	
Other	\$ 0		\$ 0		0	0.00 %	
<b>Total Transfers Out</b>	<b>\$ 9,793,790</b>		<b>\$ 9,793,790</b>		<b>\$ 0</b>	<b>0.00 %</b>	
<b>Total Budgeted Expenditures &amp; Transfers Out</b>	<b>\$ 128,925,777</b>		<b>\$ 128,961,277</b>		<b>\$ 35,500</b>	<b>0.03 %</b>	

# Sam Houston State University

**Table B 2**  
**Designated Funds**  
**Budget Adjustments (as of February 28)**

	FY 2019		FY 2019		Variance		Note
	APPROVED BUDGET		ADJUSTED BUDGET		DOLLAR	PERCENT	
Instruction Support	\$ 33,797,249		\$ 34,859,302		\$ 1,062,053	3.14 %	
Research / Organized Research	\$ 2,994,218		\$ 3,039,218		\$ 45,000	1.50 %	
Public Service	\$ 1,116,862		\$ 1,118,972		\$ 2,110	0.19 %	
Academic Support	\$ 38,705,699		\$ 40,080,661		\$ 1,374,962	3.55 %	
Student Support	\$ 12,484,138		\$ 12,526,468		\$ 42,330	0.34 %	
Institutional Support	\$ 28,803,299		\$ 29,503,124		\$ 699,825	2.43 %	
Plant Support	\$ 11,384,705		\$ 11,424,705		\$ 40,000	0.35 %	
Scholarships & Fellowships	\$ 13,124,781		\$ 13,124,781		\$ 0	0.00 %	
<b>Total Expenditures</b>	<b>\$ 142,410,951</b>		<b>\$ 145,677,231</b>		<b>\$ 3,266,280</b>	<b>2.29 %</b>	
Transfers Out							
System Assessment	\$ 2,386,291		\$ 2,386,291		\$ 0	0.00 %	
Debt Service	\$ 7,329,945		\$ 7,329,945		\$ 0	0.00 %	
E&G	\$ 0		\$ 0		\$ 0	0.00 %	
Auxiliary	\$ 0		\$ 0		\$ 0	0.00 %	
Other	\$ 0		\$ 0		\$ 0	0.00 %	
<b>Total Transfers Out</b>	<b>\$ 9,716,236</b>		<b>\$ 9,716,236</b>		<b>\$ 0</b>	<b>0.00 %</b>	
<b>Total Budgeted Expenditures &amp; Transfers Out</b>	<b>\$ 152,127,187</b>		<b>\$ 155,393,467</b>		<b>\$ 3,266,280</b>	<b>2.15 %</b>	

# Sam Houston State University

**Table C 2**  
**Auxiliary Funds**  
**Budget Adjustments (as of February 28)**

	FY 2019		FY 2019		Variance		Note
	APPROVED BUDGET		ADJUSTED BUDGET		DOLLAR	PERCENT	
Athletic Fee	\$ 9,949,149	\$	10,149,149	\$	200,000	2.01 %	
Medical Service Fee	\$ 2,940,452	\$	2,940,452	\$	0	0.00 %	
Student Service Fee	\$ 7,786,960	\$	7,904,079	\$	117,119	1.50 %	
Recreational Sport Fee	\$ 0	\$	0	\$	0	0.00 %	
Student Center Fee	\$ 3,639,343	\$	3,639,343	\$	0	0.00 %	
Student Bus Fee	\$ 0	\$	0	\$	0	0.00 %	
ID Card Fee	\$ 919,751	\$	919,751	\$	0	0.00 %	
<b>Total Fee Based Expenditures</b>	<b>\$ 25,235,655</b>	<b>\$</b>	<b>25,552,774</b>	<b>\$</b>	<b>317,119</b>	<b>1.26 %</b>	
Housing	\$ 12,228,779	\$	12,231,299	\$	2,520	0.02 %	
Dining	\$ 12,443,793	\$	12,443,793	\$	0	0.00 %	
Parking	\$ 2,553,000	\$	2,553,000	\$	0	0.00 %	
Athletics	\$ 2,650,000	\$	2,650,000	\$	0	0.00 %	
Bookstore	\$ 500,000	\$	1,195,000	\$	695,000	139.00 %	1
Other	\$ 6,645,889	\$	7,251,288	\$	605,399	9.11 %	2
<b>Total Sales &amp; Services Based Expenditures</b>	<b>\$ 37,021,461</b>	<b>\$</b>	<b>38,324,380</b>	<b>\$</b>	<b>1,302,919</b>	<b>3.52 %</b>	
<b>Transfers Out</b>							
<b>Debt Service</b>							
Medical Service	\$ 550,350	\$	550,350	\$	0	0.00 %	
Athletics	\$ 125,000	\$	125,000	\$	0	0.00 %	
Student Center	\$ 688,393	\$	688,393	\$	0	0.00 %	
Student Service	\$ 265,150	\$	265,150	\$	0	0.00 %	
Housing	\$ 7,596,757	\$	7,596,757	\$	0	0.00 %	
Dining	\$ 596,207	\$	596,207	\$	0	0.00 %	
Parking and Public Safety	\$ 347,000	\$	347,000	\$	0	0.00 %	
Recreational Sports	\$ 0	\$	0	\$	0	0.00 %	
Other	\$ 0	\$	0	\$	0	0.00 %	
Real Estate Rental	\$ 393,419	\$	393,419	\$	0	0.00 %	
Vending	\$ 352,200	\$	352,200	\$	0	0.00 %	
Designated Funds	\$ 0	\$	0	\$	0	0.00 %	
Other	\$ 0	\$	0	\$	0	0.00 %	
<b>Total Transfers Out</b>	<b>\$ 10,914,476</b>	<b>\$</b>	<b>10,914,476</b>	<b>\$</b>	<b>0</b>	<b>0.00 %</b>	
<b>Total Budgeted Expenditures &amp; Transfers Out</b>	<b>\$ 73,171,592</b>	<b>\$</b>	<b>74,791,630</b>	<b>\$</b>	<b>1,620,038</b>	<b>2.21 %</b>	

# Sam Houston State University

## Table C 2 Auxiliary Funds

### Explanations of Significant Variances for Budget Adjustments (as of February 28)

NOTE	ITEM DESCRIPTION	VARIANCE	EXPLANATION
1	Bookstore	\$ 695,000	Using reserves to cover Discount Bookstore Renovation
2	Other	\$ 605,339	Using reserves and additional income to cover operational expense



# Sul Ross State University

**Table A 2**  
**Educational and General Funds**  
**Budget Adjustments (as of February 28)**

	FY 2019		FY 2019		Variance		Note
	APPROVED BUDGET		ADJUSTED BUDGET		DOLLAR	PERCENT	
Instruction Support	\$ 9,523,234		\$ 9,523,234		\$ 0	0.00 %	
Research / Organized Research	\$ 273,794		\$ 273,794		\$ 0	0.00 %	
Public Service	\$ 166,654		\$ 166,654		\$ 0	0.00 %	
Academic Support	\$ 1,642,421		\$ 1,642,421		\$ 0	0.00 %	
Student Service Support	\$ 1,458,192		\$ 1,458,192		\$ 0	0.00 %	
Institutional Support	\$ 5,268,312		\$ 5,268,312		\$ 0	0.00 %	
Plant Support	\$ 3,045,580		\$ 3,045,580		\$ 0	0.00 %	
Scholarships & Fellowships	\$ 215,826		\$ 215,826		\$ 0	0.00 %	
<b>Total Expenditures</b>	<b>\$ 21,594,013</b>		<b>\$ 21,594,013</b>		<b>\$ 0</b>	<b>0.00 %</b>	
Transfers Out							
TPEG	\$ 317,610		\$ 317,610		\$ 0	0.00 %	
TRB Debt Service	\$ 1,530,933		\$ 1,530,933		\$ 0	0.00 %	
HEF - Debt Service	\$ 0		\$ 0		\$ 0	0.00 %	
HEF - Plant	\$ 0		\$ 0		\$ 0	0.00 %	
Other	\$ 0		\$ 0		\$ 0	0.00 %	
<b>Total Transfers Out</b>	<b>\$ 1,848,543</b>		<b>\$ 1,848,543</b>		<b>\$ 0</b>	<b>0.00 %</b>	
<b>Total Budgeted Expenditures &amp; Transfers Out</b>	<b>\$ 23,442,556</b>		<b>\$ 23,442,556</b>		<b>\$ 0</b>	<b>0.00 %</b>	

# Sul Ross State University

**Table B 2**  
**Designated Funds**  
**Budget Adjustments (as of February 28)**

	FY 2019		FY 2019		Variance		Note
	APPROVED BUDGET		ADJUSTED BUDGET		DOLLAR	PERCENT	
Instruction Support	\$ 778,767		\$ 778,767		0	0.00 %	
Research / Organized Research	\$ 275,055		\$ 275,055		0	0.00 %	
Public Service	\$ 86,786		\$ 86,786		0	0.00 %	
Academic Support	\$ 454,197		\$ 454,197		0	0.00 %	
Student Support	\$ 155,415		\$ 155,415		0	0.00 %	
Institutional Support	\$ 1,538,839		\$ 1,649,853		111,014	7.21 %	
Plant Support	\$ 80,500		\$ 80,500		0	0.00 %	
Scholarships & Fellowships	\$ 948,849		\$ 948,849		0	0.00 %	
<b>Total Expenditures</b>	<b>\$ 4,318,408</b>		<b>\$ 4,429,422</b>		<b>111,014</b>	<b>2.57 %</b>	
Transfers Out							
System Assessment	\$ 262,095		\$ 262,095		0	0.00 %	
Debt Service	\$ 0		\$ 0		0	0.00 %	
E&G	\$ 2,764,267		\$ 2,764,267		0	0.00 %	
Auxiliary	\$ 1,579,591		\$ 1,579,591		0	0.00 %	
Other	\$ 0		\$ 0		0	0.00 %	
<b>Total Transfers Out</b>	<b>\$ 4,605,953</b>		<b>\$ 4,605,953</b>		<b>0</b>	<b>0.00 %</b>	
<b>Total Budgeted Expenditures &amp; Transfers Out</b>	<b>\$ 8,924,361</b>		<b>\$ 9,035,375</b>		<b>111,014</b>	<b>1.24 %</b>	

# Sul Ross State University

**Table C 2**  
**Auxiliary Funds**  
**Budget Adjustments (as of February 28)**

	FY 2019		FY 2019		Variance		Note
	APPROVED BUDGET		ADJUSTED BUDGET		DOLLAR	PERCENT	
Athletic Fee	\$ 249,612	\$	249,612	\$	0	0.00 %	
Medical Service Fee	\$ 131,847	\$	131,847	\$	0	0.00 %	
Student Service Fee	\$ 809,779	\$	809,779	\$	0	0.00 %	
Recreational Sport Fee	\$ 322,542	\$	322,542	\$	0	0.00 %	
Student Center Fee	\$ 247,600	\$	247,600	\$	0	0.00 %	
Student Bus Fee	\$ 0	\$	0	\$	0	0.00 %	
ID Card Fee	\$ 0	\$	0	\$	0	0.00 %	
<b>Total Fee Based Expenditures</b>	<b>\$ 1,761,380</b>	<b>\$</b>	<b>1,761,380</b>	<b>\$</b>	<b>0</b>	<b>0.00 %</b>	
Housing	\$ 1,437,809	\$	1,437,809	\$	0	0.00 %	
Dining	\$ 1,440,000	\$	1,440,000	\$	0	0.00 %	
Parking	\$ 0	\$	0	\$	0	0.00 %	
Athletics	\$ 0	\$	0	\$	0	0.00 %	
Bookstore	\$ 0	\$	0	\$	0	0.00 %	
Other	\$ 1,845,832	\$	1,845,832	\$	0	0.00 %	
<b>Total Sales &amp; Services Based Expenditures</b>	<b>\$ 4,723,641</b>	<b>\$</b>	<b>4,723,641</b>	<b>\$</b>	<b>0</b>	<b>0.00 %</b>	
Transfers Out							
Debt Service							
Medical Service	\$ 0	\$	0	\$	0	0.00 %	
Athletics	\$ 221,174	\$	221,174	\$	0	0.00 %	
Student Center	\$ 0	\$	0	\$	0	0.00 %	
Student Service	\$ 0	\$	0	\$	0	0.00 %	
Housing	\$ 1,378,450	\$	1,378,450	\$	0	0.00 %	
Dining	\$ 0	\$	0	\$	0	0.00 %	
Parking and Public Safety	\$ 0	\$	0	\$	0	0.00 %	
Recreational Sports	\$ 63,426	\$	63,426	\$	0	0.00 %	
Other	\$ 0	\$	0	\$	0	0.00 %	
Real Estate Rental	\$ 0	\$	0	\$	0	0.00 %	
Vending	\$ 0	\$	0	\$	0	0.00 %	
Designated Funds	\$ 0	\$	0	\$	0	0.00 %	
Other	\$ 300,000	\$	300,000	\$	0	0.00 %	
<b>Total Transfers Out</b>	<b>\$ 1,963,050</b>	<b>\$</b>	<b>1,963,050</b>	<b>\$</b>	<b>0</b>	<b>0.00 %</b>	
<b>Total Budgeted Expenditures &amp; Transfers Out</b>	<b>\$ 8,448,071</b>	<b>\$</b>	<b>8,448,071</b>	<b>\$</b>	<b>0</b>	<b>0.00 %</b>	

# Sul Ross State University - Rio Grande College

**Table A 2**  
**Educational and General Funds**  
**Budget Adjustments (as of February 28)**

	FY 2019		FY 2019		Variance		Note
	APPROVED BUDGET		ADJUSTED BUDGET		DOLLAR	PERCENT	
Instruction Support	\$ 3,475,320		\$ 3,475,320		\$ 0	0.00 %	
Research / Organized Research	\$ 0		\$ 0		\$ 0	0.00 %	
Public Service	\$ 121,434		\$ 121,434		\$ 0	0.00 %	
Academic Support	\$ 585,591		\$ 585,591		\$ 0	0.00 %	
Student Service Support	\$ 636,019		\$ 636,019		\$ 0	0.00 %	
Institutional Support	\$ 878,101		\$ 878,101		\$ 0	0.00 %	
Plant Support	\$ 1,394,959		\$ 1,394,959		\$ 0	0.00 %	
Scholarships & Fellowships	\$ 0		\$ 0		\$ 0	0.00 %	
<b>Total Expenditures</b>	<b>\$ 7,091,424</b>		<b>\$ 7,091,424</b>		<b>\$ 0</b>	<b>0.00 %</b>	
Transfers Out							
TPEG	\$ 128,130		\$ 128,130		\$ 0	0.00 %	
TRB Debt Service	\$ 0		\$ 0		\$ 0	0.00 %	
HEF - Debt Service	\$ 0		\$ 0		\$ 0	0.00 %	
HEF - Plant	\$ 0		\$ 0		\$ 0	0.00 %	
Other	\$ 1,249,145		\$ 1,249,145		\$ 0	0.00 %	
<b>Total Transfers Out</b>	<b>\$ 1,377,275</b>		<b>\$ 1,377,275</b>		<b>\$ 0</b>	<b>0.00 %</b>	
<b>Total Budgeted Expenditures &amp; Transfers Out</b>	<b>\$ 8,468,699</b>		<b>\$ 8,468,699</b>		<b>\$ 0</b>	<b>0.00 %</b>	

# Sul Ross State University - Rio Grande College

**Table B 2**  
**Designated Funds**  
**Budget Adjustments (as of February 28)**

	FY 2019		FY 2019		Variance		Note
	APPROVED BUDGET		ADJUSTED BUDGET		DOLLAR	PERCENT	
Instruction Support	\$ 234,205		\$ 234,205		\$ 0	0.00 %	
Research / Organized Research	\$ 0		\$ 0		\$ 0	0.00 %	
Public Service	\$ 0		\$ 0		\$ 0	0.00 %	
Academic Support	\$ 140,090		\$ 140,090		\$ 0	0.00 %	
Student Support	\$ 23,384		\$ 23,384		\$ 0	0.00 %	
Institutional Support	\$ 333,750		\$ 351,750		\$ 18,000	5.39 %	
Plant Support	\$ 2,000		\$ 2,000		\$ 0	0.00 %	
Scholarships & Fellowships	\$ 241,317		\$ 241,317		\$ 0	0.00 %	
<b>Total Expenditures</b>	<b>\$ 974,746</b>		<b>\$ 992,746</b>		<b>\$ 18,000</b>	<b>1.85 %</b>	
Transfers Out							
System Assessment	\$ 75,341		\$ 75,341		\$ 0	0.00 %	
Debt Service	\$ 0		\$ 0		\$ 0	0.00 %	
E&G	\$ 1,658,008		\$ 1,658,008		\$ 0	0.00 %	
Auxiliary	\$ 0		\$ 0		\$ 0	0.00 %	
Other	\$ 0		\$ 0		\$ 0	0.00 %	
<b>Total Transfers Out</b>	<b>\$ 1,733,349</b>		<b>\$ 1,733,349</b>		<b>\$ 0</b>	<b>0.00 %</b>	
<b>Total Budgeted Expenditures &amp; Transfers Out</b>	<b>\$ 2,708,095</b>		<b>\$ 2,726,095</b>		<b>\$ 18,000</b>	<b>0.66 %</b>	

# Sul Ross State University - Rio Grande College

**Table C 2**  
**Auxiliary Funds**  
**Budget Adjustments (as of February 28)**

	FY 2019		FY 2019		Variance		Note
	APPROVED BUDGET		ADJUSTED BUDGET		DOLLAR	PERCENT	
Athletic Fee	\$	0	\$	0	0	0.00 %	
Medical Service Fee	\$	0	\$	0	0	0.00 %	
Student Service Fee	\$	328,105	\$	328,105	0	0.00 %	
Recreational Sport Fee	\$	0	\$	0	0	0.00 %	
Student Center Fee	\$	0	\$	0	0	0.00 %	
Student Bus Fee	\$	0	\$	0	0	0.00 %	
ID Card Fee	\$	0	\$	0	0	0.00 %	
<b>Total Fee Based Expenditures</b>	<b>\$</b>	<b>328,105</b>	<b>\$</b>	<b>328,105</b>	<b>\$</b>	<b>0</b>	<b>0.00 %</b>
Housing	\$	0	\$	0	0	0.00 %	
Dining	\$	0	\$	0	0	0.00 %	
Parking	\$	0	\$	0	0	0.00 %	
Athletics	\$	0	\$	0	0	0.00 %	
Bookstore	\$	0	\$	0	0	0.00 %	
Other	\$	0	\$	0	0	0.00 %	
<b>Total Sales &amp; Services Based Expenditures</b>	<b>\$</b>	<b>0</b>	<b>\$</b>	<b>0</b>	<b>\$</b>	<b>0</b>	<b>0.00 %</b>
<b>Transfers Out</b>							
Debt Service							
Medical Service	\$	0	\$	0	0	0.00 %	
Athletics	\$	0	\$	0	0	0.00 %	
Student Center	\$	0	\$	0	0	0.00 %	
Student Service	\$	0	\$	0	0	0.00 %	
Housing	\$	0	\$	0	0	0.00 %	
Dining	\$	0	\$	0	0	0.00 %	
Parking and Public Safety	\$	0	\$	0	0	0.00 %	
Recreational Sports	\$	0	\$	0	0	0.00 %	
Other	\$	0	\$	0	0	0.00 %	
Real Estate Rental	\$	0	\$	0	0	0.00 %	
Vending	\$	0	\$	0	0	0.00 %	
Designated Funds	\$	0	\$	0	0	0.00 %	
Other	\$	0	\$	0	0	0.00 %	
<b>Total Transfers Out</b>	<b>\$</b>	<b>0</b>	<b>\$</b>	<b>0</b>	<b>\$</b>	<b>0</b>	<b>0.00 %</b>
<b>Total Budgeted Expenditures &amp; Transfers Out</b>	<b>\$</b>	<b>328,105</b>	<b>\$</b>	<b>328,105</b>	<b>\$</b>	<b>0</b>	<b>0.00 %</b>

# Texas State University

**Table A 2**  
**Educational and General Funds**  
**Budget Adjustments (as of February 28)**

	FY 2019		FY 2019		Variance		Note
	APPROVED BUDGET		ADJUSTED BUDGET		DOLLAR	PERCENT	
Instruction Support	\$ 182,192,212	\$	179,003,005	\$	(3,189,207)	(1.75)%	
Research / Organized Research	\$ 8,826,706	\$	16,434,433	\$	7,607,727	86.19 %	1
Public Service	\$ 1,371,996	\$	1,565,826	\$	193,830	14.13 %	
Academic Support	\$ 10,552,355	\$	10,922,231	\$	369,876	3.51 %	
Student Service Support	\$ 6,979,384	\$	6,970,274	\$	(9,110)	(0.13)%	
Institutional Support	\$ 2,547,049	\$	7,264,773	\$	4,717,724	185.22 %	2
Plant Support	\$ 12,651,846	\$	12,819,375	\$	167,529	1.32 %	
Scholarships & Fellowships	\$ 502,000	\$	546,592	\$	44,592	8.88 %	
<b>Total Expenditures</b>	<b>\$ 225,623,548</b>	<b>\$</b>	<b>235,526,510</b>	<b>\$</b>	<b>9,902,962</b>	<b>4.39 %</b>	
Transfers Out							
TPEG	\$ 6,966,438	\$	6,966,438	\$	0	0.00 %	
TRB Debt Service	\$ 17,387,991	\$	17,387,991	\$	0	0.00 %	
HEF - Debt Service	\$ 5,819,500	\$	5,850,454	\$	30,954	0.53 %	
HEF - Plant	\$ 29,180,802	\$	30,201,326	\$	1,020,524	3.50 %	
Other	\$ 0	\$	0	\$	0	0.00 %	
<b>Total Transfers Out</b>	<b>\$ 59,354,731</b>	<b>\$</b>	<b>60,406,209</b>	<b>\$</b>	<b>1,051,478</b>	<b>1.77 %</b>	
<b>Total Budgeted Expenditures &amp; Transfers Out</b>	<b>\$ 284,978,279</b>	<b>\$</b>	<b>295,932,719</b>	<b>\$</b>	<b>10,954,440</b>	<b>3.84 %</b>	

# Texas State University

## Table A 2

### Educational and General Funds

#### Explanations of Significant Variances for Budget Adjustments (as of February 28)

NOTE	ITEM DESCRIPTION	VARIANCE	EXPLANATION
1	Availability of Prior Year Funds/Transfers	\$ 7,607,727	\$4.9M bringing unspent prior budget balances forward into current year for research expenditures; \$2.6M transferred from instruction support for research faculty development leave
2	Availability of Prior Year Funds/Transfers	\$ 4,717,724	\$2.2M planned transfers in from Designated Method to cover operational expenses and new programs; \$2.5M bringing unspent prior budget balances forward into current year



# Texas State University

**Table B 2**  
**Designated Funds**  
**Budget Adjustments (as of February 28)**

	FY 2019		FY 2019		Variance		Note
	APPROVED BUDGET		ADJUSTED BUDGET		DOLLAR	PERCENT	
Instruction Support	\$ 30,088,042	\$	34,146,272	\$	4,058,229	13.49 %	1
Research / Organized Research	\$ 9,229,196	\$	21,663,661	\$	12,434,465	134.73 %	2
Public Service	\$ 900,000	\$	1,898,230	\$	998,230	110.91 %	3
Academic Support	\$ 44,645,941	\$	47,694,086	\$	3,048,146	6.83 %	4
Student Support	\$ 9,495,266	\$	11,296,465	\$	1,801,198	18.97 %	5
Institutional Support	\$ 50,945,911	\$	68,193,182	\$	17,247,272	33.85 %	6
Plant Support	\$ 34,076,899	\$	37,837,914	\$	3,761,015	11.04 %	7
Scholarships & Fellowships	\$ 39,268,987	\$	41,375,206	\$	2,106,219	5.36 %	8
<b>Total Expenditures</b>	<b>\$ 218,650,242</b>	<b>\$</b>	<b>264,105,017</b>	<b>\$</b>	<b>45,454,775</b>	<b>20.79 %</b>	
Transfers Out							
System Assessment	\$ 5,598,434	\$	5,598,434	\$	0	0.00 %	
Debt Service	\$ 3,444,316	\$	3,444,316	\$	0	0.00 %	
E&G	\$ 54,410,874	\$	54,410,874	\$	0	0.00 %	
Auxiliary	\$ 4,853,000	\$	4,853,000	\$	0	0.00 %	
Other	\$ 386,250	\$	386,250	\$	0	0.00 %	
<b>Total Transfers Out</b>	<b>\$ 68,692,874</b>	<b>\$</b>	<b>68,692,874</b>	<b>\$</b>	<b>0</b>	<b>0.00 %</b>	
<b>Total Budgeted Expenditures &amp; Transfers Out</b>	<b>\$ 287,343,116</b>	<b>\$</b>	<b>332,797,891</b>	<b>\$</b>	<b>45,454,775</b>	<b>15.82 %</b>	

# Texas State University

**Table B 2  
Designated Funds**

**Explanations of Significant Variances for Budget Adjustments (as of February 28)**

NOTE	ITEM DESCRIPTION	VARIANCE	EXPLANATION
1	Availability of Prior Year Funds/Recognizing Revenue/Transfers	\$ 4,058,229	\$2M bringing unspent prior budget balances forward into current year, however, funds may not be expended in current year; \$757k use of additional income to fund operations; \$534k use of reserves for distance learning strategic initiatives and miscellaneous department operations; transfers from other functional areas to cover instructional expenses
2	Availability of Prior Year Funds/Recognizing Revenue	\$ 12,434,465	\$4M carry forward balances for research expenditures; \$5.3M increased expenses from TRIP revenue recognition; \$2.2M adjustments to cover research expenditures; use of additional revenue to cover additional expenses
3	Use of Reserves/Recognizing Revenue	\$ 998,230	\$371k planned use of reserves to fund various department operations; use of additional revenue to cover additional expenses
4	Use of Reserves/Availability of Prior Year Funds	\$ 3,048,146	\$1.9M planned use of reserves for Wittliff Gallery Expansion, Avery Library Expansion, and library operations; bringing unspent prior budget balances forward into current year, however, funds may not be expended in current year
5	Availability of Prior Year Funds/Recognizing Revenue/Transfers/Use of Reserves	\$ 1,801,198	\$1M bringing unspent prior budget balances forward into current year, however, funds may not be expended in current year; \$450k transfers from other functional areas to cover student services expenses; \$200k use of reserves to fund operations; \$108k use of additional revenue to cover additional expenses
6	Use of Reserves/Availability of Prior Year Funds	\$ 17,247,272	\$8.3M planned use of reserves for Alkek Learning Commons; \$1.7M use of unspent prior budget balances for land acquisition; \$7.2M bringing unspent prior budget balances forward into current year for availability, however, funds may not be expended in current year
7	Availability of Prior Year Funds	\$ 3,761,015	bringing unspent prior budget balances forward into current year for availability, however, funds may not be expended in current year
8	Availability of Prior Year Funds/Use of Reserves	\$ 2,106,219	\$1.7M bringing unspent prior budget balances forward into current year, however, funds may not be expended in current year; \$360k use of reserves for scholarships

# Texas State University

**Table C 2**  
**Auxiliary Funds**  
**Budget Adjustments (as of February 28)**

	FY 2019		FY 2019		Variance		Note
	APPROVED BUDGET		ADJUSTED BUDGET		DOLLAR	PERCENT	
Athletic Fee	\$ 19,160,000	\$	19,160,000	\$	0	0.00 %	
Medical Service Fee	\$ 3,747,363	\$	4,051,091	\$	303,728	8.11 %	1
Student Service Fee	\$ 6,940,000	\$	9,342,936	\$	2,402,936	34.62 %	2
Recreational Sport Fee	\$ 4,817,700	\$	4,978,413	\$	160,713	3.34 %	
Student Center Fee	\$ 6,471,450	\$	6,120,662	\$	(350,788)	(5.42)%	3
Student Bus Fee	\$ 7,118,500	\$	7,228,500	\$	110,000	1.55 %	
ID Card Fee	\$ 0	\$	0	\$	0	0.00 %	
<b>Total Fee Based Expenditures</b>	<b>\$ 48,255,013</b>	<b>\$</b>	<b>50,881,601</b>	<b>\$</b>	<b>2,626,588</b>	<b>5.44 %</b>	
Housing	\$ 30,749,161	\$	31,252,161	\$	503,000	1.64 %	
Dining	\$ 14,858,597	\$	14,858,597	\$	0	0.00 %	
Parking	\$ 3,707,249	\$	3,948,305	\$	241,056	6.50 %	4
Athletics	\$ 9,611,100	\$	11,126,627	\$	1,515,526	15.77 %	5
Bookstore	\$ 8,211,780	\$	8,269,103	\$	57,323	0.70 %	
Other	\$ 6,096,930	\$	6,404,818	\$	307,888	5.05 %	6
<b>Total Sales &amp; Services Based Expenditures</b>	<b>\$ 73,234,817</b>	<b>\$</b>	<b>75,859,610</b>	<b>\$</b>	<b>2,624,793</b>	<b>3.58 %</b>	
Transfers Out							
Debt Service							
Medical Service	\$ 271,637	\$	271,637	\$	0	0.00 %	
Athletics	\$ 4,328,900	\$	4,328,900	\$	0	0.00 %	
Student Center	\$ 903,250	\$	1,280,407	\$	377,157	41.76 %	7
Student Service	\$ 0	\$	0	\$	0	0.00 %	
Housing	\$ 14,830,839	\$	14,830,839	\$	0	0.00 %	
Dining	\$ 1,141,403	\$	1,141,403	\$	0	0.00 %	
Parking and Public Safety	\$ 4,163,752	\$	4,163,752	\$	0	0.00 %	
Recreational Sports	\$ 2,117,300	\$	2,117,300	\$	0	0.00 %	
Other	\$ 1,013,220	\$	955,897	\$	(57,323)	(5.66)%	
Real Estate Rental	\$ 0	\$	0	\$	0	0.00 %	
Vending	\$ 0	\$	0	\$	0	0.00 %	
Designated Funds	\$ 0	\$	0	\$	0	0.00 %	
Other	\$ 1,714,000	\$	1,714,000	\$	0	0.00 %	
<b>Total Transfers Out</b>	<b>\$ 30,484,301</b>	<b>\$</b>	<b>30,804,135</b>	<b>\$</b>	<b>319,834</b>	<b>1.05 %</b>	
<b>Total Budgeted Expenditures &amp; Transfers Out</b>	<b>\$ 151,974,130</b>	<b>\$</b>	<b>157,545,345</b>	<b>\$</b>	<b>5,571,215</b>	<b>3.67 %</b>	

# Texas State University

## Table C 2 Auxiliary Funds

### Explanations of Significant Variances for Budget Adjustments (as of February 28)

NOTE	ITEM DESCRIPTION	VARIANCE	EXPLANATION
1	Use of Reserves	\$ 303,728	planned use of reserves for Student Health Center debt service and software purchases
2	Availability of Prior Year Funds	\$ 2,402,936	bringing unspent prior budget balances forward into current year for one-time allocations and approved spending plans, however, funds may not be expended in current year
3	Debt Service/Recognizing Revenue	\$ (350,788)	reduction of available fee revenue due to increase in debt service obligation; use of additional revenue to cover additional expenses
4	Use of Reserves	\$ 241,056	planned use of reserves for road repair
5	Use of Reserves	\$ 1,515,526	\$275k planned use of reserves for Batting Cages; \$1.15M use of reserves for football coaching staff transition
6	Use of Reserves/Recognizing Revenue	\$ 307,888	\$107k planned use of reserves for Student Health Center Clinic; \$108k planned use of reserves for LBJ Starbucks Renovations; recognition of additional expenses from additional revenue
7	Debt Service	\$ 377,157	increase in debt service obligation

# Lamar Institute of Technology

**Table A 2**  
**Educational and General Funds**  
**Budget Adjustments (as of February 28)**

	FY 2019		FY 2019		Variance		Note
	APPROVED BUDGET		ADJUSTED BUDGET		DOLLAR	PERCENT	
Instruction Support	\$ 9,492,355	\$	10,021,167	\$	528,812	5.57 %	1
Research / Organized Research	\$ 0	\$	0	\$	0	0.00 %	
Public Service	\$ 783,736	\$	783,736	\$	0	0.00 %	
Academic Support	\$ 765,635	\$	765,635	\$	0	0.00 %	
Student Service Support	\$ 472,845	\$	472,845	\$	0	0.00 %	
Institutional Support	\$ 2,272,416	\$	2,272,416	\$	0	0.00 %	
Plant Support	\$ 690,194	\$	760,460	\$	70,266	10.18 %	
Scholarships & Fellowships	\$ 0	\$	0	\$	0	0.00 %	
<b>Total Expenditures</b>	<b>\$ 14,477,181</b>	<b>\$</b>	<b>15,076,259</b>	<b>\$</b>	<b>599,078</b>	<b>4.14 %</b>	
<b>Transfers Out</b>							
TPEG	\$ 390,000	\$	390,000	\$	0	0.00 %	
TRB Debt Service	\$ 1,332,052	\$	1,332,052	\$	0	0.00 %	
HEF - Debt Service	\$ 0	\$	0	\$	0	0.00 %	
HEF - Plant	\$ 2,080,521	\$	2,080,521	\$	0	0.00 %	
Other	\$ 0	\$	0	\$	0	0.00 %	
<b>Total Transfers Out</b>	<b>\$ 3,802,573</b>	<b>\$</b>	<b>3,802,573</b>	<b>\$</b>	<b>0</b>	<b>0.00 %</b>	
<b>Total Budgeted Expenditures &amp; Transfers Out</b>	<b>\$ 18,279,754</b>	<b>\$</b>	<b>18,878,832</b>	<b>\$</b>	<b>599,078</b>	<b>3.28 %</b>	

# Lamar Institute of Technology

## Table A 2

### Educational and General Funds

#### Explanations of Significant Variances for Budget Adjustments (as of February 28)

NOTE	ITEM DESCRIPTION	VARIANCE	EXPLANATION
1	Instruction Support	\$ 483,874	Prior Year Encumbrance for Fire Training Grounds
		\$ 18,236	Prior Year Encumbrance for AC Control Module
		\$ 26,702	Prior Year Encumbrance for New Phone System

# Lamar Institute of Technology

**Table B 2**  
**Designated Funds**  
**Budget Adjustments (as of February 28)**

	FY 2019		FY 2019		Variance		Note
	APPROVED BUDGET		ADJUSTED BUDGET		DOLLAR	PERCENT	
Instruction Support	\$	552,106	\$	560,196	\$	8,090	1.47 %
Research / Organized Research	\$	0	\$	0	\$	0	0.00 %
Public Service	\$	460,013	\$	455,513	\$	(4,500)	(0.98)%
Academic Support	\$	185,799	\$	185,149	\$	(650)	(0.35)%
Student Support	\$	93,483	\$	94,176	\$	693	0.74 %
Institutional Support	\$	3,381,898	\$	3,526,288	\$	144,390	4.27 %
Plant Support	\$	860,000	\$	901,546	\$	41,546	4.83 %
Scholarships & Fellowships	\$	877,491	\$	877,491	\$	0	0.00 %
<b>Total Expenditures</b>	<b>\$</b>	<b>6,410,790</b>	<b>\$</b>	<b>6,600,359</b>	<b>\$</b>	<b>189,569</b>	<b>2.96 %</b>
<b>Transfers Out</b>							
System Assessment	\$	222,264	\$	222,264	\$	0	0.00 %
Debt Service	\$	0	\$	0	\$	0	0.00 %
E&G	\$	280,144	\$	280,144	\$	0	0.00 %
Auxiliary	\$	0	\$	0	\$	0	0.00 %
Other	\$	607,114	\$	607,114	\$	0	0.00 %
<b>Total Transfers Out</b>	<b>\$</b>	<b>1,109,522</b>	<b>\$</b>	<b>1,109,522</b>	<b>\$</b>	<b>0</b>	<b>0.00 %</b>
<b>Total Budgeted Expenditures &amp; Transfers Out</b>	<b>\$</b>	<b>7,520,312</b>	<b>\$</b>	<b>7,709,881</b>	<b>\$</b>	<b>189,569</b>	<b>2.52 %</b>

# Lamar Institute of Technology

**Table C 2**  
**Auxiliary Funds**  
**Budget Adjustments (as of February 28)**

	FY 2019		FY 2019		Variance		Note
	APPROVED BUDGET		ADJUSTED BUDGET		DOLLAR	PERCENT	
Athletic Fee	\$	0	\$	0	0	0.00 %	
Medical Service Fee	\$	182,331	\$	182,331	0	0.00 %	
Student Service Fee	\$	998,123	\$	998,123	0	0.00 %	
Recreational Sport Fee	\$	366,212	\$	366,212	0	0.00 %	
Student Center Fee	\$	142,367	\$	142,367	0	0.00 %	
Student Bus Fee	\$	0	\$	0	0	0.00 %	
ID Card Fee	\$	126,313	\$	126,313	0	0.00 %	
<b>Total Fee Based Expenditures</b>	<b>\$</b>	<b>1,815,346</b>	<b>\$</b>	<b>1,815,346</b>	<b>\$</b>	<b>0</b>	<b>0.00 %</b>
Housing	\$	0	\$	0	0	0.00 %	
Dining	\$	330,000	\$	330,000	0	0.00 %	
Parking	\$	0	\$	0	0	0.00 %	
Athletics	\$	0	\$	0	0	0.00 %	
Bookstore	\$	0	\$	0	0	0.00 %	
Other	\$	0	\$	0	0	0.00 %	
<b>Total Sales &amp; Services Based Expenditures</b>	<b>\$</b>	<b>330,000</b>	<b>\$</b>	<b>330,000</b>	<b>\$</b>	<b>0</b>	<b>0.00 %</b>
<b>Transfers Out</b>							
Debt Service							
Medical Service	\$	0	\$	0	0	0.00 %	
Athletics	\$	0	\$	0	0	0.00 %	
Student Center	\$	0	\$	0	0	0.00 %	
Student Service	\$	0	\$	0	0	0.00 %	
Housing	\$	0	\$	0	0	0.00 %	
Dining	\$	0	\$	0	0	0.00 %	
Parking and Public Safety	\$	0	\$	0	0	0.00 %	
Recreational Sports	\$	0	\$	0	0	0.00 %	
Other	\$	0	\$	0	0	0.00 %	
Real Estate Rental	\$	0	\$	0	0	0.00 %	
Vending	\$	0	\$	0	0	0.00 %	
Designated Funds	\$	0	\$	0	0	0.00 %	
Other	\$	0	\$	0	0	0.00 %	
<b>Total Transfers Out</b>	<b>\$</b>	<b>0</b>	<b>\$</b>	<b>0</b>	<b>\$</b>	<b>0</b>	<b>0.00 %</b>
<b>Total Budgeted Expenditures &amp; Transfers Out</b>	<b>\$</b>	<b>2,145,346</b>	<b>\$</b>	<b>2,145,346</b>	<b>\$</b>	<b>0</b>	<b>0.00 %</b>



# Lamar State College-Orange

**Table A 2**  
**Educational and General Funds**  
**Budget Adjustments (as of February 28)**

	FY 2019		FY 2019		Variance		Note	
	APPROVED BUDGET		ADJUSTED BUDGET		DOLLAR	PERCENT		
Instruction Support	\$	6,960,607	\$	6,960,607	\$	0	0.00 %	
Research / Organized Research	\$	0	\$	0	\$	0	0.00 %	
Public Service	\$	76,798	\$	76,798	\$	0	0.00 %	
Academic Support	\$	1,326,139	\$	1,326,139	\$	0	0.00 %	
Student Service Support	\$	964,127	\$	973,990	\$	9,863	1.02 %	
Institutional Support	\$	1,827,490	\$	1,847,597	\$	20,107	1.10 %	
Plant Support	\$	1,707,803	\$	2,039,445	\$	331,642	19.42 %	1
Scholarships & Fellowships	\$	0	\$	0	\$	0	0.00 %	
<b>Total Expenditures</b>	<b>\$</b>	<b>12,862,964</b>	<b>\$</b>	<b>13,224,576</b>	<b>\$</b>	<b>361,612</b>	<b>2.81 %</b>	
Transfers Out								
TPEG	\$	395,583	\$	395,583	\$	0	0.00 %	
TRB Debt Service	\$	919,599	\$	919,599	\$	0	0.00 %	
HEF - Debt Service	\$	340,100	\$	340,100	\$	0	0.00 %	
HEF - Plant	\$	1,047,514	\$	1,047,514	\$	0	0.00 %	
Other	\$	0	\$	0	\$	0	0.00 %	
<b>Total Transfers Out</b>	<b>\$</b>	<b>2,702,796</b>	<b>\$</b>	<b>2,702,796</b>	<b>\$</b>	<b>0</b>	<b>0.00 %</b>	
<b>Total Budgeted Expenditures &amp; Transfers Out</b>	<b>\$</b>	<b>15,565,760</b>	<b>\$</b>	<b>15,927,372</b>	<b>\$</b>	<b>361,612</b>	<b>2.32 %</b>	

# Lamar State College-Orange

## Table A 2

### Educational and General Funds

#### Explanations of Significant Variances for Budget Adjustments (as of February 28)

NOTE	ITEM DESCRIPTION	VARIANCE	EXPLANATION
1	Building Renovations	\$ 331,642	Academic Center consulting, WEB renovations, Wilson Building Air Compressor, and Demarcation Room

# Lamar State College-Orange

**Table B 2**  
**Designated Funds**  
**Budget Adjustments (as of February 28)**

	FY 2019		FY 2019		Variance		Note
	APPROVED BUDGET		ADJUSTED BUDGET		DOLLAR	PERCENT	
Instruction Support	\$ 798,471	\$	808,203	\$	9,732	1.22 %	
Research / Organized Research	\$ 0	\$	0	\$	0	0.00 %	
Public Service	\$ 618,007	\$	689,897	\$	71,890	11.63 %	
Academic Support	\$ 1,149,750	\$	1,184,790	\$	35,040	3.05 %	
Student Support	\$ 88,904	\$	88,904	\$	0	0.00 %	
Institutional Support	\$ 1,455,482	\$	1,534,027	\$	78,545	5.40 %	
Plant Support	\$ 0	\$	0	\$	0	0.00 %	
Scholarships & Fellowships	\$ 778,932	\$	994,982	\$	216,050	27.74 %	1
<b>Total Expenditures</b>	<b>\$ 4,889,546</b>	<b>\$</b>	<b>5,300,803</b>	<b>\$</b>	<b>411,257</b>	<b>8.41 %</b>	
Transfers Out							
System Assessment	\$ 140,000	\$	140,000	\$	0	0.00 %	
Debt Service	\$ 0	\$	0	\$	0	0.00 %	
E&G	\$ 1,434,450	\$	1,434,450	\$	0	0.00 %	
Auxiliary	\$ 0	\$	0	\$	0	0.00 %	
Other	\$ 0	\$	0	\$	0	0.00 %	
<b>Total Transfers Out</b>	<b>\$ 1,574,450</b>	<b>\$</b>	<b>1,574,450</b>	<b>\$</b>	<b>0</b>	<b>0.00 %</b>	
<b>Total Budgeted Expenditures &amp; Transfers Out</b>	<b>\$ 6,463,996</b>	<b>\$</b>	<b>6,875,253</b>	<b>\$</b>	<b>411,257</b>	<b>6.36 %</b>	

# Lamar State College-Orange

## Table B 2 Designated Funds

### Explanations of Significant Variances for Budget Adjustments (as of February 28)

NOTE	ITEM DESCRIPTION	VARIANCE	EXPLANATION
1	Student Success Initiative	\$ 216,050	Creating Student Success Initiative Scholarship Budget

# Lamar State College-Orange

**Table C 2**  
**Auxiliary Funds**  
**Budget Adjustments (as of February 28)**

	FY 2019		FY 2019		Variance		Note
	APPROVED BUDGET		ADJUSTED BUDGET		DOLLAR	PERCENT	
Athletic Fee	\$	0	\$	0	0	0.00 %	
Medical Service Fee	\$	0	\$	0	0	0.00 %	
Student Service Fee	\$	621,030	\$	631,030	10,000	1.61 %	
Recreational Sport Fee	\$	0	\$	0	0	0.00 %	
Student Center Fee	\$	143,639	\$	143,639	0	0.00 %	
Student Bus Fee	\$	0	\$	0	0	0.00 %	
ID Card Fee	\$	0	\$	0	0	0.00 %	
<b>Total Fee Based Expenditures</b>	<b>\$</b>	<b>764,669</b>	<b>\$</b>	<b>774,669</b>	<b>10,000</b>	<b>1.31 %</b>	
Housing	\$	0	\$	0	0	0.00 %	
Dining	\$	1,500	\$	1,500	0	0.00 %	
Parking	\$	0	\$	0	0	0.00 %	
Athletics	\$	0	\$	0	0	0.00 %	
Bookstore	\$	0	\$	0	0	0.00 %	
Other	\$	5,942	\$	5,942	0	0.00 %	
<b>Total Sales &amp; Services Based Expenditures</b>	<b>\$</b>	<b>7,442</b>	<b>\$</b>	<b>7,442</b>	<b>0</b>	<b>0.00 %</b>	
<b>Transfers Out</b>							
Debt Service							
Medical Service	\$	0	\$	0	0	0.00 %	
Athletics	\$	0	\$	0	0	0.00 %	
Student Center	\$	0	\$	0	0	0.00 %	
Student Service	\$	0	\$	0	0	0.00 %	
Housing	\$	0	\$	0	0	0.00 %	
Dining	\$	0	\$	0	0	0.00 %	
Parking and Public Safety	\$	0	\$	0	0	0.00 %	
Recreational Sports	\$	0	\$	0	0	0.00 %	
Other	\$	0	\$	0	0	0.00 %	
Real Estate Rental	\$	0	\$	0	0	0.00 %	
Vending	\$	0	\$	0	0	0.00 %	
Designated Funds	\$	79,707	\$	79,707	0	0.00 %	
Other	\$	0	\$	0	0	0.00 %	
<b>Total Transfers Out</b>	<b>\$</b>	<b>79,707</b>	<b>\$</b>	<b>79,707</b>	<b>0</b>	<b>0.00 %</b>	
<b>Total Budgeted Expenditures &amp; Transfers Out</b>	<b>\$</b>	<b>851,818</b>	<b>\$</b>	<b>861,818</b>	<b>10,000</b>	<b>1.17 %</b>	

# Lamar State College-Port Arthur

**Table A 2**  
**Educational and General Funds**  
**Budget Adjustments (as of February 28)**

	FY 2019		FY 2019		Variance		Note
	APPROVED BUDGET		ADJUSTED BUDGET		DOLLAR	PERCENT	
Instruction Support	\$ 6,666,322	\$	6,678,209	\$	11,887	0.18 %	
Research / Organized Research	\$ 0	\$	0	\$	0	0.00 %	
Public Service	\$ 190,948	\$	190,948	\$	0	0.00 %	
Academic Support	\$ 1,441,848	\$	1,471,289	\$	29,441	2.04 %	
Student Service Support	\$ 1,140,424	\$	1,125,877	\$	(14,547)	(1.28)%	
Institutional Support	\$ 2,999,971	\$	3,040,695	\$	40,724	1.36 %	
Plant Support	\$ 1,212,552	\$	1,933,047	\$	720,495	59.42 %	1
Scholarships & Fellowships	\$ 0	\$	0	\$	0	0.00 %	
<b>Total Expenditures</b>	<b>\$ 13,652,065</b>	<b>\$</b>	<b>14,440,065</b>	<b>\$</b>	<b>788,000</b>	<b>5.77 %</b>	
Transfers Out							
TPEG	\$ 341,947	\$	341,947	\$	0	0.00 %	
TRB Debt Service	\$ 1,268,180	\$	1,268,180	\$	0	0.00 %	
HEF - Debt Service	\$ 136,663	\$	136,663	\$	0	0.00 %	
HEF - Plant	\$ 1,085,371	\$	224,737	\$	(860,634)	(79.29)%	2
Other	\$ 0	\$	0	\$	0	0.00 %	
<b>Total Transfers Out</b>	<b>\$ 2,832,161</b>	<b>\$</b>	<b>1,971,527</b>	<b>\$</b>	<b>(860,634)</b>	<b>(30.39)%</b>	
<b>Total Budgeted Expenditures &amp; Transfers Out</b>	<b>\$ 16,484,226</b>	<b>\$</b>	<b>16,411,592</b>	<b>\$</b>	<b>(72,634)</b>	<b>(0.44)%</b>	

# Lamar State College-Port Arthur

## Table A 2

### Educational and General Funds

#### Explanations of Significant Variances for Budget Adjustments (as of February 28)

NOTE	ITEM DESCRIPTION	VARIANCE	EXPLANATION
1	Plant Support	\$ 720,495	Unplanned campus repairs including E&G portion for new chiller building waterproofing, Technology Training Project
2	HEF-Plant Transfer Out	\$ (860,634)	Reduction of transfer to Plant for unplanned campus projects

# Lamar State College-Port Arthur

**Table B 2**  
**Designated Funds**  
**Budget Adjustments (as of February 28)**

	FY 2019		FY 2019		Variance		Note	
	APPROVED BUDGET		ADJUSTED BUDGET		DOLLAR	PERCENT		
Instruction Support	\$	564,022	\$	501,688	\$	(62,334)	(11.05)%	
Research / Organized Research	\$	0	\$	0	\$	0	0.00 %	
Public Service	\$	0	\$	0	\$	0	0.00 %	
Academic Support	\$	1,326,784	\$	1,444,692	\$	117,908	8.89 %	
Student Support	\$	0	\$	0	\$	0	0.00 %	
Institutional Support	\$	1,469,221	\$	1,432,388	\$	(36,833)	(2.51)%	
Plant Support	\$	1,285,771	\$	1,486,707	\$	200,936	15.63 %	1
Scholarships & Fellowships	\$	426,616	\$	426,616	\$	0	0.00 %	
<b>Total Expenditures</b>	<b>\$</b>	<b>5,072,414</b>	<b>\$</b>	<b>5,292,091</b>	<b>\$</b>	<b>219,677</b>	<b>4.33 %</b>	
Transfers Out								
System Assessment	\$	160,000	\$	160,000	\$	0	0.00 %	
Debt Service	\$	6,600	\$	6,600	\$	0	0.00 %	
E&G	\$	365,204	\$	365,204	\$	0	0.00 %	
Auxiliary	\$	49,216	\$	49,216	\$	0	0.00 %	
Other	\$	0	\$	0	\$	0	0.00 %	
<b>Total Transfers Out</b>	<b>\$</b>	<b>581,020</b>	<b>\$</b>	<b>581,020</b>	<b>\$</b>	<b>0</b>	<b>0.00 %</b>	
<b>Total Budgeted Expenditures &amp; Transfers Out</b>	<b>\$</b>	<b>5,653,434</b>	<b>\$</b>	<b>5,873,111</b>	<b>\$</b>	<b>219,677</b>	<b>3.89 %</b>	



# Lamar State College-Port Arthur

## Table B 2 Designated Funds

### Explanations of Significant Variances for Budget Adjustments (as of February 28)

NOTE	ITEM DESCRIPTION	VARIANCE	EXPLANATION
1	Plant Support	\$ 200,936	Unplanned Roof Repairs and Chiller

# Lamar State College-Port Arthur

**Table C 2  
Auxiliary Funds  
Budget Adjustments (as of February 28)**

	FY 2019		FY 2019		Variance		Note
	APPROVED BUDGET		ADJUSTED BUDGET		DOLLAR	PERCENT	
Athletic Fee	\$ 585,510	\$	571,722	\$	(13,788)	(2.35)%	
Medical Service Fee	\$ 0	\$	0	\$	0	0.00 %	
Student Service Fee	\$ 963,692	\$	956,132	\$	(7,560)	(0.78)%	
Recreational Sport Fee	\$ 0	\$	0	\$	0	0.00 %	
Student Center Fee	\$ 92,648	\$	92,648	\$	0	0.00 %	
Student Bus Fee	\$ 3,000	\$	3,000	\$	0	0.00 %	
ID Card Fee	\$ 0	\$	0	\$	0	0.00 %	
<b>Total Fee Based Expenditures</b>	<b>\$ 1,644,850</b>	<b>\$</b>	<b>1,623,502</b>	<b>\$</b>	<b>(21,348)</b>	<b>(1.30)%</b>	
Housing	\$ 0	\$	0	\$	0	0.00 %	
Dining	\$ 0	\$	0	\$	0	0.00 %	
Parking	\$ 53,059	\$	53,059	\$	0	0.00 %	
Athletics	\$ 0	\$	0	\$	0	0.00 %	
Bookstore	\$ 63,706	\$	63,706	\$	0	0.00 %	
Other	\$ 72,701	\$	72,701	\$	0	0.00 %	
<b>Total Sales &amp; Services Based Expenditures</b>	<b>\$ 189,466</b>	<b>\$</b>	<b>189,466</b>	<b>\$</b>	<b>0</b>	<b>0.00 %</b>	
<b>Transfers Out</b>							
<b>Debt Service</b>							
Medical Service	\$ 0	\$	0	\$	0	0.00 %	
Athletics	\$ 0	\$	0	\$	0	0.00 %	
Student Center	\$ 0	\$	0	\$	0	0.00 %	
Student Service	\$ 0	\$	0	\$	0	0.00 %	
Housing	\$ 0	\$	0	\$	0	0.00 %	
Dining	\$ 0	\$	0	\$	0	0.00 %	
Parking and Public Safety	\$ 0	\$	0	\$	0	0.00 %	
Recreational Sports	\$ 0	\$	0	\$	0	0.00 %	
Other	\$ 0	\$	0	\$	0	0.00 %	
Real Estate Rental	\$ 0	\$	0	\$	0	0.00 %	
Vending	\$ 0	\$	0	\$	0	0.00 %	
Designated Funds	\$ 0	\$	0	\$	0	0.00 %	
Other	\$ 13,299	\$	0	\$	(13,299)	(100.00)%	
<b>Total Transfers Out</b>	<b>\$ 13,299</b>	<b>\$</b>	<b>0</b>	<b>\$</b>	<b>(13,299)</b>	<b>(100.00)%</b>	
<b>Total Budgeted Expenditures &amp; Transfers Out</b>	<b>\$ 1,847,615</b>	<b>\$</b>	<b>1,812,968</b>	<b>\$</b>	<b>(34,647)</b>	<b>(1.88)%</b>	

# System Administration

**Table A 2**  
**Educational and General Funds**  
**Budget Adjustments (as of February 28)**

	FY 2019		Variance		Note
	APPROVED BUDGET	ADJUSTED BUDGET	DOLLAR	PERCENT	
Instruction Support	\$ 0	\$ 0	\$ 0	0	0.00 %
Research / Organized Research	\$ 0	\$ 0	\$ 0	0	0.00 %
Public Service	\$ 0	\$ 0	\$ 0	0	0.00 %
Academic Support	\$ 0	\$ 0	\$ 0	0	0.00 %
Student Service Support	\$ 0	\$ 0	\$ 0	0	0.00 %
Institutional Support	\$ 12,674,442	\$ 12,674,442	\$ 0	0	0.00 %
Plant Support	\$ 0	\$ 0	\$ 0	0	0.00 %
Scholarships & Fellowships	\$ 0	\$ 0	\$ 0	0	0.00 %
<b>Total Expenditures</b>	<b>\$ 12,674,442</b>	<b>\$ 12,674,442</b>	<b>\$ 0</b>	<b>0</b>	<b>0.00 %</b>
Transfers Out					
TPEG	\$ 0	\$ 0	\$ 0	0	0.00 %
TRB Debt Service	\$ 0	\$ 0	\$ 0	0	0.00 %
HEF - Debt Service	\$ 0	\$ 0	\$ 0	0	0.00 %
HEF - Plant	\$ 0	\$ 0	\$ 0	0	0.00 %
Other	\$ 1,013,578	\$ 1,013,578	\$ 0	0	0.00 %
<b>Total Transfers Out</b>	<b>\$ 1,013,578</b>	<b>\$ 1,013,578</b>	<b>\$ 0</b>	<b>0</b>	<b>0.00 %</b>
<b>Total Budgeted Expenditures &amp; Transfers Out</b>	<b>\$ 13,688,020</b>	<b>\$ 13,688,020</b>	<b>\$ 0</b>	<b>0</b>	<b>0.00 %</b>

# System Administration

**Table B 2**  
**Designated Funds**  
**Budget Adjustments (as of February 28)**

	FY 2019		Variance		Note
	APPROVED BUDGET	ADJUSTED BUDGET	DOLLAR	PERCENT	
Instruction Support	\$ 0	\$ 0	\$ 0	0	0.00 %
Research / Organized Research	\$ 0	\$ 0	\$ 0	0	0.00 %
Public Service	\$ 0	\$ 0	\$ 0	0	0.00 %
Academic Support	\$ 0	\$ 0	\$ 0	0	0.00 %
Student Support	\$ 0	\$ 0	\$ 0	0	0.00 %
Institutional Support	\$ 0	\$ 0	\$ 0	0	0.00 %
Plant Support	\$ 0	\$ 0	\$ 0	0	0.00 %
Scholarships & Fellowships	\$ 0	\$ 0	\$ 0	0	0.00 %
<b>Total Expenditures</b>	<b>\$ 0</b>	<b>\$ 0</b>	<b>\$ 0</b>	<b>0</b>	<b>0.00 %</b>
Transfers Out					
System Assessment	\$ 0	\$ 0	\$ 0	0	0.00 %
Debt Service	\$ 0	\$ 0	\$ 0	0	0.00 %
E&G	\$ 0	\$ 0	\$ 0	0	0.00 %
Auxiliary	\$ 0	\$ 0	\$ 0	0	0.00 %
Other	\$ 0	\$ 0	\$ 0	0	0.00 %
<b>Total Transfers Out</b>	<b>\$ 0</b>	<b>\$ 0</b>	<b>\$ 0</b>	<b>0</b>	<b>0.00 %</b>
<b>Total Budgeted Expenditures &amp; Transfers Out</b>	<b>\$ 0</b>	<b>\$ 0</b>	<b>\$ 0</b>	<b>0</b>	<b>0.00 %</b>

# System Administration

**Table C 2**  
**Auxiliary Funds**  
**Budget Adjustments (as of February 28)**

	FY 2019		Variance		Note
	APPROVED BUDGET	ADJUSTED BUDGET	DOLLAR	PERCENT	
Athletic Fee	\$ 0	\$ 0	0	0.00 %	
Medical Service Fee	\$ 0	\$ 0	0	0.00 %	
Student Service Fee	\$ 0	\$ 0	0	0.00 %	
Recreational Sport Fee	\$ 0	\$ 0	0	0.00 %	
Student Center Fee	\$ 0	\$ 0	0	0.00 %	
Student Bus Fee	\$ 0	\$ 0	0	0.00 %	
ID Card Fee	\$ 0	\$ 0	0	0.00 %	
<b>Total Fee Based Expenditures</b>	<b>\$ 0</b>	<b>\$ 0</b>	<b>0</b>	<b>0.00 %</b>	
Housing	\$ 0	\$ 0	0	0.00 %	
Dining	\$ 0	\$ 0	0	0.00 %	
Parking	\$ 0	\$ 0	0	0.00 %	
Athletics	\$ 0	\$ 0	0	0.00 %	
Bookstore	\$ 0	\$ 0	0	0.00 %	
Other	\$ 0	\$ 0	0	0.00 %	
<b>Total Sales &amp; Services Based Expenditures</b>	<b>\$ 0</b>	<b>\$ 0</b>	<b>0</b>	<b>0.00 %</b>	
Transfers Out					
Debt Service					
Medical Service	\$ 0	\$ 0	0	0.00 %	
Athletics	\$ 0	\$ 0	0	0.00 %	
Student Center	\$ 0	\$ 0	0	0.00 %	
Student Service	\$ 0	\$ 0	0	0.00 %	
Housing	\$ 0	\$ 0	0	0.00 %	
Dining	\$ 0	\$ 0	0	0.00 %	
Parking and Public Safety	\$ 0	\$ 0	0	0.00 %	
Recreational Sports	\$ 0	\$ 0	0	0.00 %	
Other	\$ 0	\$ 0	0	0.00 %	
Real Estate Rental	\$ 0	\$ 0	0	0.00 %	
Vending	\$ 0	\$ 0	0	0.00 %	
Designated Funds	\$ 0	\$ 0	0	0.00 %	
Other	\$ 0	\$ 0	0	0.00 %	
<b>Total Transfers Out</b>	<b>\$ 0</b>	<b>\$ 0</b>	<b>0</b>	<b>0.00 %</b>	
<b>Total Budgeted Expenditures &amp; Transfers Out</b>	<b>\$ 0</b>	<b>\$ 0</b>	<b>0</b>	<b>0.00 %</b>	

**TEXAS STATE UNIVERSITY SYSTEM – QUARTERLY STATUS REPORT – MAY 2019 BOARD MEETING  
STATUS OF IMPLEMENTATION OF AUDIT AND COMPLIANCE RECOMMENDATIONS FOR REPORTS ISSUED THROUGH MARCH 2019**

Report	Recommendations	Management’s Most Current Response	Status (*)
<b>LAMAR INSTITUTE OF TECHNOLOGY</b>			
<p><b>SkillsUSA Student Organization, December 2018</b></p>	<ul style="list-style-type: none"> <li>• Consider adding a requirement that a student organization officer’s approval and signature must be obtained for student club expenditures.</li> <li>• Provide education to advisors and student organization officers on the TSUS requirements for student organizations and on the requirements in LIT’s <i>Student Organization Handbook</i> to include electing officers and holding meetings.</li> <li>• Provide education to student organization officers and advisors on internal controls for fundraising and collection of membership dues.</li> <li>• Seek reimbursement from the SkillsUSA student organization for the student membership dues that were paid from the Student Services fees account.</li> <li>• Ensure that student membership dues are paid from the correct account.</li> <li>• Review the account balances of student organizations and perform additional inquiries into those with large balances to help ensure that funds collected by current members are being used for the benefit of current members and that expenses which should be covered by respective student organizations are not being paid incorrectly with other institutional funds or Student Service Fee funds.</li> </ul>	<ul style="list-style-type: none"> <li>• Lamar Institute of Technology will implement that all student club expenditures submitted for payment will require the signature of a student organization officer and documentation that the student club voted to approve the expense.</li> <li>• Lamar Institute of Technology will implement that all advisors and student organization officers will attend a mandatory training seminar. The seminar will cover the TSUS requirements for student organizations and the requirements in LIT’s <i>Student Organization Handbook</i> including: <ul style="list-style-type: none"> <li>○ Electing officers and holding meetings.</li> <li>○ Internal controls and proper documentation of all monies expended and collected during fundraisers.</li> <li>○ Activities appropriate for spending student club funds.</li> </ul> </li> <li>• Lamar Institute of Technology will implement that the SkillsUSA student organization will reimburse the LIT Student Services Fee account \$6,652.</li> <li>• Lamar Institute of Technology will implement that advisors will attend a mandatory training session on the fiduciary responsibilities that come with being a student club advisor including: <ul style="list-style-type: none"> <li>○ Following correct procedures for approving expenses.</li> <li>○ Reviewing the balances of student organizations and performing additional inquiries into those with large balances and using funds for the benefit of current members.</li> <li>○ Assuring all policies, procedures and bylaws are being followed.</li> <li>○ Assuring all expenses are paid from the student organization and not Institutional or Student Services Fees.</li> </ul> </li> </ul>	<p>Implemented</p> <p>Implemented</p> <p>Implemented</p> <p>Implemented</p>

(\*) Status Categories: Implemented; Verification of Implementation in Progress; In Progress; Planned; Factors Delay Implementation; Management Does Not Plan to Implement Recommendation

ITEMS PRESENTED IN RED ARE FROM AUDIT REPORTS ISSUED PRIOR TO MARCH 31, 2018

This report fulfills the statutory reporting requirements of Texas Government Code 2102.015 (d) and (e).

**TEXAS STATE UNIVERSITY SYSTEM – QUARTERLY STATUS REPORT – MAY 2019 BOARD MEETING  
STATUS OF IMPLEMENTATION OF AUDIT AND COMPLIANCE RECOMMENDATIONS FOR REPORTS ISSUED THROUGH MARCH 2019**

Report	Recommendations	Management’s Most Current Response	Status (*)
		Person Responsible: Miranda Phillips, Dean of Student and Academic Success, and Angela Hill, Incoming Dean of Students Timetable for Completion: January 31, 2019	

**LAMAR STATE COLLEGE-ORANGE**

<b>Brown Estate, October 2017</b>	Management should evaluate and develop a plan for financial support of Brown Estate operations should funding sources be depleted or needed for other LSCO operating costs.	The Orange Foundation has agreed to reach out to the Brown family to revise the document that controls the use of the Brown Center Linden Fund. The goal is to broaden the scope for the use of funds for the repair and maintenance of the Brown Center.	In Progress
	Management should continue to evaluate and consider operational changes and ideas that could improve revenue and reduce expenses. Some suggested considerations include re-evaluating fees charged for events and meals, adjusting/flexing staffing schedules (both full-time and part-time) to ensure optimal staff utilization at least expense, reviewing utility usage for any cost savings, utilizing an advisory committee to develop potential marketing ideas and potential new client contacts, and implementing a profit/loss analysis for each event.	Management is in the process of evaluating food service outsourcing, which will bring consistent pricing for all events and lower labor cost for the Brown Center. A RFP for catering services will be posted within the next month.  Person Responsible: Mary Wickland, Vice President for Finance and Operations <b>Revised</b> Timetable for Completion: August 31, 2019 (was April 19, 2019)	In Progress
	Management should consider tracking the cost of food per event to include allocating food costs between events as appropriate. For example, the cost of one case of meat used for two events should be split accordingly and tracked to what was used for each event. The Brown Estate should include documentation and receipts of food purchased and used for each event. Documentation should be attached to the Brown Estate’s records for each event held to ensure food costs are accounted for properly.	After much thought and research, it has been decided that the Brown Center will outsource food service for events and focus on promoting the Center for community use which will increase the opportunity for the Center to be self-supporting.  Person Responsible: Terrie Smith, Brown Estate Manager and Mary Wickland, Vice President for Finance and Operations <b>Revised</b> Timetable for Completion: August 31, 2019 (was April 30, 2019)	In Progress

(\*) Status Categories: Implemented; Verification of Implementation in Progress; In Progress; Planned; Factors Delay Implementation; Management Does Not Plan to Implement Recommendation

ITEMS PRESENTED IN RED ARE FROM AUDIT REPORTS ISSUED PRIOR TO MARCH 31, 2018

This report fulfills the statutory reporting requirements of Texas Government Code 2102.015 (d) and (e).

TEXAS STATE UNIVERSITY SYSTEM – QUARTERLY STATUS REPORT – MAY 2019 BOARD MEETING  
STATUS OF IMPLEMENTATION OF AUDIT AND COMPLIANCE RECOMMENDATIONS FOR REPORTS ISSUED THROUGH MARCH 2019

Report	Recommendations	Management’s Most Current Response	Status (*)
<b>LAMAR STATE COLLEGE-PORT ARTHUR</b>			
<b>Network and Server Management, August 2017</b>	<p>Issues, recommendations, and management action plans for this audit are actively being addressed. The details are not presented here due to exemptions allowed for information that relates to computer network security or to the design, operation, or defense of a computer network (Texas Government Code 552.139).</p> <p>There are 2 audit recommendations outstanding from this audit. The status for these items are as follows:</p> <ul style="list-style-type: none"> <li>➤ One recommendation: <b>In Progress</b></li> <li>➤ One recommendation: <b>Implemented</b></li> </ul>		
<b>LAMAR UNIVERSITY</b>			
<b>IT Physical Environment, October 2012</b>	<p>Issues, recommendations, and management action plans for this audit are actively being addressed. The details are not presented here due to exemptions allowed for information that relates to computer network security or to the design, operation, or defense of a computer network (Texas Government Code 552.139).</p> <p>There is 1 audit recommendation outstanding from this audit. The status for this item is <b>In Progress</b>.</p>		
<b>TExES 068 Tutoring Program, January 2018</b>	<p>Management should provide additional education and training to faculty and staff on TSUS and University policies in the following areas:</p> <ul style="list-style-type: none"> <li>• Outside Employment, Dual Employment, and Other Activities</li> <li>• Conflicts of Interests</li> </ul>	<p>Management, with assistance from Human Resources, will provide additional education and training to faculty and staff on TSUS and University policies pertaining to (1) Outside Employment, Dual Employment and Other Activities and (2) Conflicts of Interests. Tentative dates for training on conflict of interest, dual employment, etc.: September 19, 26, and October 4, 11, 17, 24.</p> <p>College of Education management held a departmental meeting with Educational Leadership faculty in December 2018 to discuss the importance of following policies and procedures. As part of this meeting, Audit was invited to discuss observations of a completed project and the importance of internal controls.</p> <p>Persons Responsible: Dr. Robert Spina, Dean for College of Education and Human Development and Craig Ness, Vice President for Finance and Operations  <b>Revised</b> Timetable for Completion: June 1, 2019 (was October 31, 2018)</p>	<b>In Progress</b>
	<p>Management should provide training to faculty and staff on the policy prohibiting the use of University facilities and</p>	<p>Management, with assistance from Human Resources, will provide training to faculty and staff on the policy prohibiting</p>	<b>In Progress</b>

(\*) Status Categories: Implemented; Verification of Implementation in Progress; In Progress; Planned; Factors Delay Implementation; Management Does Not Plan to Implement Recommendation

ITEMS PRESENTED IN RED ARE FROM AUDIT REPORTS ISSUED PRIOR TO MARCH 31, 2018

This report fulfills the statutory reporting requirements of Texas Government Code 2102.015 (d) and (e).



TEXAS STATE UNIVERSITY SYSTEM – QUARTERLY STATUS REPORT – MAY 2019 BOARD MEETING  
STATUS OF IMPLEMENTATION OF AUDIT AND COMPLIANCE RECOMMENDATIONS FOR REPORTS ISSUED THROUGH MARCH 2019

Report	Recommendations	Management’s Most Current Response	Status (*)
	<p>equipment for personal gain. Additionally, training should include the differentiation between materials developed as part of normal job duties and materials developed for personal gain and the rules governing these situations.</p>	<p>the use of University facilities and equipment for personal gain. Management will include training that shows the differentiation between materials developed as part of normal job duties and materials developed for personal gain and the rules governing these situations.</p> <p>College of Education management held a departmental meeting with Educational Leadership faculty in December 2018 to discuss the importance of following policies and procedures. As part of this meeting, Audit was invited to discuss observations of a completed project and the importance of internal controls.</p> <p>Persons Responsible: Dr. Robert Spina, Dean for College of Education and Human Development and Craig Ness, Vice President for Finance and Operations  <b>Revised</b> Timetable for Completion: June 1, 2019 (was October 31, 2018)</p>	
<p><b>Counseling and Special Populations, September 2018</b></p>	<ul style="list-style-type: none"> <li>• The University should consult with the Office of General Counsel on any additional remedies or needed actions.</li> <li>• The University should ensure that all PIs have the required and necessary background, experience, and training to manage and oversee grants.</li> <li>• The University should require all PIs to undergo training on administering their respective grants that includes, but is not limited to, education on allowable and unallowable costs, supporting work performed under the grant, and potential consequences for submitting or causing to be submitted a false claim.</li> </ul>	<ul style="list-style-type: none"> <li>• Management from the College of Education and Human Development will work with University Finance and the Provost to determine how the questioned costs will be repaid.</li> <li>• The ORSP: <ul style="list-style-type: none"> <li>○ Provided two workshops for PIs, one on July 13, 2018 and one on October 18, 2018. The PowerPoints used in these workshops were distributed to the College Deans with a request to distribute to the faculty within their respective colleges. Additionally, the ORSP has hired a new research compliance specialist who has been tasked with reviewing the ORSP’s compliance procedures. Faculty working on federal grants are required to take an online training course called CITI (Collaborative Institutional Training Initiative). The ORSP will inquire if there is a time and effort module available. If not, then the ORSP will create an online training for PIs.</li> </ul> </li> </ul> <p>Persons Responsible: Dr. Robert Spina, Dean for College of Education and Human Development and Dr. Srinivas Palanki, Associate Provost for ORSP  <b>Revised</b> Timetable for Completion:</p>	<p>In Progress</p> <p>Implemented</p>

(\*) Status Categories: Implemented; Verification of Implementation in Progress; In Progress; Planned; Factors Delay Implementation; Management Does Not Plan to Implement Recommendation

ITEMS PRESENTED IN RED ARE FROM AUDIT REPORTS ISSUED PRIOR TO MARCH 31, 2018

This report fulfills the statutory reporting requirements of Texas Government Code 2102.015 (d) and (e).

**TEXAS STATE UNIVERSITY SYSTEM – QUARTERLY STATUS REPORT – MAY 2019 BOARD MEETING  
STATUS OF IMPLEMENTATION OF AUDIT AND COMPLIANCE RECOMMENDATIONS FOR REPORTS ISSUED THROUGH MARCH 2019**

Report	Recommendations	Management’s Most Current Response	Status (*)
	<ul style="list-style-type: none"> <li>• University Management should seek reimbursement from the COSP Foundation’s officers for, at a minimum, residency venue fees collected that were not spent on residency related costs.</li> <li>• University Management should determine if, in fact, the residency venue fee was a course fee, and if so, take any needed corrective actions for past transactions and determine funding sources for future residencies.</li> </ul>	<p>College of Education item: June 30, 2019 (was December 1, 2018) ORSP item: March 1, 2019 (was December 1, 2018)</p> <ul style="list-style-type: none"> <li>• To determine the proper course of action, University management will discuss with the Office of General Counsel the issue of seeking reimbursement from the COSP Foundation’s officers for residency venue fees collected that were not spent on residency related costs.</li> <li>• University management will discuss reimbursement of residency fees to students with the Office of General Counsel.</li> </ul> <p>Persons Responsible: Dr. James Marquart, Provost and Dr. Robert Spina, Dean for College of Education and Human Development <b>Revised</b> Timetable for Completion: June 30, 2019 (was December 31, 2018)</p>	<p>In Progress</p> <p>In Progress</p>
	<p>Management should review course offerings and required textbooks to determine if any faculty are authors of required textbooks or materials and enforce existing policy surrounding the use of these items.</p>	<p>Management will review course offerings and required textbooks to determine if any faculty are authors of required textbooks or materials and enforce existing policy surrounding the use of these items.</p> <p>Person Responsible: Dr. Robert Spina, Dean for College of Education and Human Development Timetable for Completion: May 31, 2019</p>	<p>In Progress</p>
	<p>University management should ensure that all hiring policies and procedures are followed when filling open positions. Additionally, offers of employment should not be made for filled positions without the resignation or termination of the existing employee. Management should consider implementing a training program for all employees with hiring responsibilities in order to disseminate information and the proper procedures to follow when filling position</p>	<p>There is much process currently in place to ensure that funding for budgeted positions is duly approved before replacements are hired. Managers are not authorized to make offers for replacement until a search has been completed, unless specific approval for a waiver has been granted by the President.</p> <p>Training related to the process, ethics and authorities to fill positions is under development in conjunction with policy updates (below).</p> <p>Persons Responsible: Dr. James Marquart, Provost, and Catherine Benson, Associate Vice President for Human Resources <b>Revised</b> Timetable for Completion: October 31, 2019 (was October 31, 2018)</p>	<p>In Progress</p>

(\*) Status Categories: Implemented; Verification of Implementation in Progress; In Progress; Planned; Factors Delay Implementation; Management Does Not Plan to Implement Recommendation

ITEMS PRESENTED IN RED ARE FROM AUDIT REPORTS ISSUED PRIOR TO MARCH 31, 2018

This report fulfills the statutory reporting requirements of Texas Government Code 2102.015 (d) and (e).

**TEXAS STATE UNIVERSITY SYSTEM – QUARTERLY STATUS REPORT – MAY 2019 BOARD MEETING  
STATUS OF IMPLEMENTATION OF AUDIT AND COMPLIANCE RECOMMENDATIONS FOR REPORTS ISSUED THROUGH MARCH 2019**

Report	Recommendations	Management’s Most Current Response	Status (*)
	<ul style="list-style-type: none"> <li>University management should educate and ensure that faculty and staff follow search committee policies and procedures.</li> <li>University management should review any current relationships that may be in violation of nepotism rules and take corrective actions.</li> </ul>	<ul style="list-style-type: none"> <li>The University will have required training for all persons sitting on hiring/search committees beginning approximately June 1, 2019.</li> <li>Hiring training will be developed through Human Resources, and it will include training on nepotism policies.</li> <li>Human Resources will ensure that every employee completes an annual survey of relatives who are also working at Lamar, by January 31, each year.</li> <li>Human Resources will determine those employees who are in a supervisory relationship, in violation of state law, and support the department head(s) in making arrangements to ensure compliance with the Nepotism policy.</li> </ul> <p>Persons Responsible: Dr. James Marquart, Provost and Catherine Benson, Associate Vice President for Human Resources  <b>Revised</b> Timetable for Completion: August 31, 2019 (was March 31, 2019 and annually thereafter)</p>	<p>In Progress</p> <p>In Progress</p> <p>In Progress</p> <p>In Progress</p>
	<p>University Management should review and update the Policies and Procedures for Academic Searches as appropriate for accuracy and appropriateness to the current environment and ensure that faculty and staff are made aware of updated versions. In addition, this policies and procedures document should contain a "Revisions" page that denotes the changes made, date of change, and approval of overall policy at the time of the change.</p>	<p>Changes have been proposed, but the Faculty Handbook is now under review by legal.</p> <p>The non-faculty staffing policies are now under review. To the extent possible, it is intended that procedures and forms will be common to both processes. The Office of the Provost and Human Resources are collaborating to achieve this result.</p> <p>Human Resources now provides validation of the selection criteria, as well as validation of the affirmative action efforts and veteran’s preference compliance, on the selection/screening matrix, before interviews may be held. This process and the selection standards are applied to both faculty and staff postings.</p> <p>Persons Responsible: Catherine Benson, Associate Vice President for Human Resources, and Dr. Brenda Nichols, Associate Provost for Academic Affairs</p>	<p>In Progress</p> <p>In Progress</p> <p>Verification of Implementation in Progress</p>

(\*) Status Categories: Implemented; Verification of Implementation in Progress; In Progress; Planned; Factors Delay Implementation; Management Does Not Plan to Implement Recommendation

ITEMS PRESENTED IN RED ARE FROM AUDIT REPORTS ISSUED PRIOR TO MARCH 31, 2018

This report fulfills the statutory reporting requirements of Texas Government Code 2102.015 (d) and (e).

**TEXAS STATE UNIVERSITY SYSTEM – QUARTERLY STATUS REPORT – MAY 2019 BOARD MEETING  
STATUS OF IMPLEMENTATION OF AUDIT AND COMPLIANCE RECOMMENDATIONS FOR REPORTS ISSUED THROUGH MARCH 2019**

Report	Recommendations	Management’s Most Current Response	Status (*)
		<b>Revised</b> Timetable for Completion: Draft of revised search process by July 31, 2019 (was March 31, 2019), and completion of consultation process, training and adoption of new faculty process by August 31, 2019 (was April 30, 2019)	
	In coordination with General Counsel, University Management should review the issue of ownership of this data and determine appropriate steps to take to secure the data if needed. Based on the results of the review, specific actions may need to be defined and undertaken to secure patient information from the former employee that should be under the control of the University. Once obtained, the electronic patient information needs to be stored and protected according to laws and regulations related to medical and personal identifiable information.	The clinic has been closed. Management will consult with the Office of General Counsel on the ownership of the data to determine any needed actions or remedies.  Person Responsible: Dr. Robert Spina, Dean for College of Education and Human Development <b>Revised</b> Timetable for Completion: June 30, 2019 (was December 31, 2018)	In Progress
	The ISO and University Management should provide guidance applicable to the use of storage, including cloud-based mediums, for sensitive and confidential information including personal identifiable information. A secure cloud-based storage solution that includes the protection of confidential and sensitive information should be assessed by appropriate University Management and the Information Security Officer. Once a secure solution is implemented, a policy should be developed to require its use. All patient information stored on electronic media should be encrypted.	University management has provided guidance applicable to the use of storage, including cloud-based mediums. On premise secure storage solutions are available for confidential and regulated data.  Persons Responsible: Priscilla Parsons, VP for Information Services Timetable for Completion: January 31, 2019	Implemented
	Emailing of unencrypted patient information, including videos, should not be allowed. Students, volunteers, and staff should receive appropriate training and supervision with respect to patient videos.	The clinic has been closed, and no patient videoing has occurred since its closure. The videos were for the development of the counselor in training, and practice is to delete these videos after use for the counselor in training. Management will seek advice from the Office of General Counsel on permanently deleting these videos.  Person Responsible: Dr. Robert Spina, Dean for College of Education and Human Development <b>Revised</b> Timetable for Completion: June 30, 2019 (was December 31, 2018)	In Progress
	Ensure that annual updates to the <i>Equipment Removal</i> forms are undertaken and include all departments with the College of Education and Human Development.	Management will ensure that annual updates to the <i>Equipment Removal</i> forms are undertaken and include all departments within the College of Education and Human Development.	In Progress

(\*) Status Categories: Implemented; Verification of Implementation in Progress; In Progress; Planned; Factors Delay Implementation; Management Does Not Plan to Implement Recommendation

ITEMS PRESENTED IN RED ARE FROM AUDIT REPORTS ISSUED PRIOR TO MARCH 31, 2018

This report fulfills the statutory reporting requirements of Texas Government Code 2102.015 (d) and (e).

**TEXAS STATE UNIVERSITY SYSTEM – QUARTERLY STATUS REPORT – MAY 2019 BOARD MEETING  
STATUS OF IMPLEMENTATION OF AUDIT AND COMPLIANCE RECOMMENDATIONS FOR REPORTS ISSUED THROUGH MARCH 2019**

Report	Recommendations	Management’s Most Current Response	Status (*)
		<p>Person Responsible: Dr. Robert Spina, Dean for College of Education and Human Development  <b>Revised</b> Timetable for Completion: June 30, 2019 (was December 31, 2018)</p>	
	<p>University Management should develop a process that ensures all stipend payments for online course development and overloads are paid in accordance with approved online course stipends.</p>	<p>Management is working diligently to standardize payments related to all online courses. Changes have been implemented beginning this Spring Semester. Evaluation of changes will be done after May payroll has been issued.            Persons Responsible: Dr. James Marquart, Provost and Dr. Brenda Nichols, Sr. Associate Provost  <b>Revised</b> Timetable for Completion: June 30, 2019 (was January 31, 2019)</p>	<p>In Progress</p>
	<ul style="list-style-type: none"> <li>• University Management should develop a process that ensures all payments for courses taught are verified to faculty workload records.</li> <li>• University Management should review the noted exception to determine if further research should be conducted and what remedies should be taken.</li> </ul>	<p>Management is working to standardize workload reporting with the goal of ensuring compliance and eliminating duplicative payments. The goal is to pay faculty fairly and equitably for courses taught and to establish a process that holds faculty, department chairs and Deans responsible for accuracy. The Sr. Associate Provost will develop this process.</p> <p>Management will review the noted exception to determine what, if any, action needs to be taken.</p> <p>Person Responsible: Dr. Brenda Nichols, Associate Provost for Academic Affairs  <b>Revised</b> Timetable for Completion: September 30, 2019 (was May 31, 2019)</p>	<p>In Progress</p> <p>In Progress</p>
<p><b>Comprehensive Exams, November 2018</b></p>	<ul style="list-style-type: none"> <li>• The Dean for the College of Graduate Studies should inform College and Departmental leadership that changes to policies regarding graduate students must go through appropriately defined approval levels which may include the Dean’s Council and the Provost.</li> <li>• The Dean for the College of Graduate Studies should review the requirement for comprehensive assessments with all Deans and Department Chairs.</li> <li>• The Dean for the College of Graduate Studies should request and review the actual comprehensive exams taken by the students for the Spring 2018 semester.</li> </ul>	<p>The Dean of Graduate Studies has reviewed the requirement for comprehensive assessments for non-thesis graduate students with all Deans and Department Chairs. Any proposed changes to a graduate program’s comprehensive assessment policies require the approval of its College Curriculum Committee, its College Dean, the Graduate Council, Graduate Dean, and Provost. The Dean of Graduate Studies reviewed actual comprehensive exams taken by students during the Spring 2018 semester. Beginning with the Fall 2018 semester, each program that administers a comprehensive assessment of non-thesis graduate students is required to submit an electronic copy of its assessment instrument to the Dean of Graduate Studies by the official last day of class for the semester.</p>	<p>Implemented</p>

(\*) Status Categories: Implemented; Verification of Implementation in Progress; In Progress; Planned; Factors Delay Implementation; Management Does Not Plan to Implement Recommendation

ITEMS PRESENTED IN RED ARE FROM AUDIT REPORTS ISSUED PRIOR TO MARCH 31, 2018

This report fulfills the statutory reporting requirements of Texas Government Code 2102.015 (d) and (e).

**TEXAS STATE UNIVERSITY SYSTEM – QUARTERLY STATUS REPORT – MAY 2019 BOARD MEETING  
STATUS OF IMPLEMENTATION OF AUDIT AND COMPLIANCE RECOMMENDATIONS FOR REPORTS ISSUED THROUGH MARCH 2019**

Report	Recommendations	Management’s Most Current Response	Status (*)
		<p>Person Responsible: Dr. William Harn, Dean of Graduate Studies            Timetable for Completion: Review of comprehensive assessment policy with Deans and Department Chairs will be completed by October 1. Review of comprehensive exams taken by students in Spring 2018 will be completed by October 1. All comprehensive exams that will be administered in Fall 2018 will be due in the Office of Graduate Studies by December 4, 2018.</p>	
	<ul style="list-style-type: none"> <li>• Management should evaluate the degree awarded to the student with the excess grade replacements to determine if any specific actions should be taken with the student’s degree.</li> <li>• Management should review and update the grade replacement policy and implement necessary procedures and proper internal controls to ensure adherence to policy.</li> <li>• Management should update the grade replacement form to include the following:               <ul style="list-style-type: none"> <li>○ a line for the student’s signature and date signed, and</li> <li>○ a verification statement that the department has reviewed the student’s transcript, agrees with the requested grade replacement(s), and that the student has not exceeded the number of grade replacements allowed.</li> </ul> </li> </ul>	<p>The Grade Replacement Form was modified to include the student’s signature. No grade replacements are carried out without a form bearing all required signatures and containing no more than three grades to be replaced. All grade replacements are performed manually. The Graduate Council, the Deans’ Council, and the Provost have reviewed our grade replacement procedures to ensure that our implementation adheres to the policy. An evaluation of the final transcript of the student who was granted five grade replacements is in progress. It will be completed by February 1, 2019.</p> <p>Person Responsible: Dr. William Harn, Dean of Graduate Studies  <b>Revised</b> Timetable for Completion: February 1, 2019 (was October 1, 2018)</p>	Implemented
	<ul style="list-style-type: none"> <li>• The Office of the Registrar should follow the policies for academic probation and suspension, which includes suspending students from enrolling in graduate courses if they fail to meet the cumulative GPA requirements and eventually expelling students who do not raise their GPAs as required by University Comprehensive Catalog policies.</li> <li>• The Provost, the Dean for the College of Graduate Studies, and the Registrar should review and update the University’s policy on academic probation and suspension of graduate students to ensure that:               <ul style="list-style-type: none"> <li>○ the proper level of approval is obtained for any exceptions to policy and</li> </ul> </li> </ul>	<p>The Provost, Dean of Graduate Studies, and Registrar have reviewed the University’s policy on academic probation and suspension. The policy was modified to include that approval from the Dean of Graduate Studies is required before the Registrar will lift the registration hold from a student on academic suspension. An appeal process has been created to afford students an opportunity to seek relief in instances where external factors beyond their control negatively affect their academic performance. The Registrar provides the Dean of Graduate Studies with a Probation and Suspension report at the conclusion of each academic term.</p>	In Progress

(\*) Status Categories: Implemented; Verification of Implementation in Progress; In Progress; Planned; Factors Delay Implementation; Management Does Not Plan to Implement Recommendation

**ITEMS PRESENTED IN RED ARE FROM AUDIT REPORTS ISSUED PRIOR TO MARCH 31, 2018**

This report fulfills the statutory reporting requirements of Texas Government Code 2102.015 (d) and (e).



**TEXAS STATE UNIVERSITY SYSTEM – QUARTERLY STATUS REPORT – MAY 2019 BOARD MEETING  
STATUS OF IMPLEMENTATION OF AUDIT AND COMPLIANCE RECOMMENDATIONS FOR REPORTS ISSUED THROUGH MARCH 2019**

Report	Recommendations	Management’s Most Current Response	Status (*)
	<ul style="list-style-type: none"> <li>○ all graduate students are treated equally when applying policies related to academic probation and suspension.</li> <li>• The Dean for the College of Graduate Studies should review a report of graduate students on probation or suspension on a semester basis to ensure the University is adhering to policy as related to probation or suspension.</li> </ul>	Person Responsible: Registrar David Short, Registrar; Dr. William Harn, Dean of Graduate Studies; and Dr. James Marquart, Provost <b>Revised</b> Timetable for Completion: June 1, 2019 (was December 1, 2018)	
<b>Hiring Concern, January 2019</b>	Management should consider the implications of the employee’s admission that incorrect information was provided on the job application, consider the effect that it would have had on the hiring decision had correct information been submitted, and take any corrective action deemed necessary.	Management has reviewed the impact of the false information in this employee’s application. The employee is no longer employed at Lamar, effective December 31, 2018.  Person Responsible: Catherine Benson, Associate Vice President, Human Resources Timetable for Completion: Completed	<b>Implemented</b>
	<ul style="list-style-type: none"> <li>• HR should ensure it complies with established policies regarding reviewing hiring packet documentation in a timely manner and before an offer is made.</li> <li>• Management should implement a process to ensure that past employment, including employment dates, is verified prior to employment with the University. If this verification responsibility falls upon the hiring manager, HR should consider updating the Reference Check form to include a section for this verification. Policies and procedures should be updated for this process.</li> </ul>	<ul style="list-style-type: none"> <li>• Management will create a mandatory training program for all employees who serve on selection committees.</li> <li>• Management will update the HR staffing policies to reflect current practices, emphasizing the role of the search chair in ensuring compliance for recommended candidates.</li> <li>• Management has designated a HR manager specifically for staffing.</li> <li>• Management will update forms used in the staffing process so that selection committees understand and accept their responsibility to adhere to principles of employee selection.</li> </ul> Person Responsible: Catherine Benson, Associate Vice President for HR, Xundra Ward, Staffing Manager, and Robert Wagner, Training Manager Timetable for Completion: May 1, 2019	<b>In Progress</b>  <b>In Progress</b>  <b>Implemented</b>  <b>In Progress</b>
<b>Nursing Shortage Reduction Regular Program Audit for FY 2015 Award, February 2019</b>	For future years’ program awards, the Finance Office should separate NSRP awards by NSRP program and by award year as required by the program guidelines.	Lamar has not been awarded any Nursing Shortage Reduction funds since FY 2017 but any future awards will be separated into individual indices to meet the requirements.  Person Responsible: Spencer Sims, Director of Finance Timetable for Completion: N/A	<b>Implemented</b>

(\*) Status Categories: Implemented; Verification of Implementation in Progress; In Progress; Planned; Factors Delay Implementation; Management Does Not Plan to Implement Recommendation

ITEMS PRESENTED IN RED ARE FROM AUDIT REPORTS ISSUED PRIOR TO MARCH 31, 2018

This report fulfills the statutory reporting requirements of Texas Government Code 2102.015 (d) and (e).

**TEXAS STATE UNIVERSITY SYSTEM – QUARTERLY STATUS REPORT – MAY 2019 BOARD MEETING  
STATUS OF IMPLEMENTATION OF AUDIT AND COMPLIANCE RECOMMENDATIONS FOR REPORTS ISSUED THROUGH MARCH 2019**

Report	Recommendations	Management’s Most Current Response	Status (*)
	The Finance Office should maintain supporting documentation for each annual report submitted to include reconciling between the annual report and the general ledger.	The reconciliation process was corrected for subsequent reporting periods as FY 2016, 2017 and 2018 reconciled with no issues.  Person Responsible: Spencer Sims, Director of Finance Timetable for Completion: Completed	Implemented
<b>External Audits</b>			
<b>NCAA Agreed Upon Procedures, January 2019</b>	This report is required under NCAA bylaws. The accountants (Weaver) performed certain procedures as required by the NCAA on the University’s Statement of Athletic Revenues and Expenses for the year ending August 31, 2018. No exceptions were noted for the tests performed. The University reported athletic revenues and expenditures of \$18,379,146 and \$18,308,047, respectively, for an excess of revenues over expenditures totaling \$71,099. Revenues consisted primarily of (approximate amounts) Student Fees (\$4.2M), Direct Institutional Support (\$8.5M), and Guarantees (\$1.6M). Ticket sales across all sports totaled \$480,156. Expenditures consisted primarily of Athletic Student Aid (\$6.3M), Coaching Salaries/Benefits/Bonuses (\$3.4M), Administrative Salaries (\$2M), Team Travel (\$1M), and Debt Service/Leases/Rental Fees (\$1.7M).		
<b>KVLU Financial Statement Audit, March 2019</b>	This audit is required by the Corporation for Public Broadcasting (CPB). The auditors (Mitchell Fontenote CPA, Inc.) performed an audit on the financial statements, as of and for the years ended August 31, 2018 and 2017. The auditor issued an unqualified, or clean, opinion stating that the financial statements presented fairly, in all material respects, the respective financial position of KVLU-FM Radio. For fiscal year 2018, KVLU reported revenues and expenditures of \$635,176 and \$585,616, respectively, for an excess of revenues over expenditures totaling \$49,560. Revenues consisted primarily of (approximate amounts) Community Service Grant funds from CPB (\$82.5K), CPB Emergency funds for damages from Hurricane Harvey (\$50K), membership donations (\$71K), underwriting and foundation grants (\$85K), and University support (\$325K).		
<b>Texas Workforce Commission Civil Rights Division Review of Personnel Policies and Procedures, March 2019</b>	Based on the review and LU’s implementation of recommendations identified during the review, the TWC certified that LU’s personnel policies and procedures comply with Texas Labor Code Chapter 21. As with LIT’s report, the Code requires LU to submit the results to the Governor, Lieutenant Governor, the Speaker of the House, the Legislative Budget Board, and the Civil Rights Division within 60 days.		

<b>SAM HOUSTON STATE UNIVERSITY</b>			
<b>Data Center Environment and Physical Security, December 2017</b>	<p>Issues, recommendations, and management action plans for this audit are actively being addressed. The details are not presented here due to exemptions allowed for information that relates to computer network security or to the design, operation, or defense of a computer network (Texas Government Code 552.139).</p> <p>There are 11 audit recommendations outstanding from this audit. The status for these items are as follows:</p> <ul style="list-style-type: none"> <li>➤ Two recommendations: In Progress</li> <li>➤ One recommendation: Planned</li> <li>➤ One recommendation: Verification of Implementation in Progress</li> <li>➤ One recommendation: Factors Delay Implementation</li> <li>➤ Six recommendations: Implemented</li> </ul>		

(\*) Status Categories: Implemented; Verification of Implementation in Progress; In Progress; Planned; Factors Delay Implementation; Management Does Not Plan to Implement Recommendation

ITEMS PRESENTED IN RED ARE FROM AUDIT REPORTS ISSUED PRIOR TO MARCH 31, 2018

This report fulfills the statutory reporting requirements of Texas Government Code 2102.015 (d) and (e).



**TEXAS STATE UNIVERSITY SYSTEM – QUARTERLY STATUS REPORT – MAY 2019 BOARD MEETING  
STATUS OF IMPLEMENTATION OF AUDIT AND COMPLIANCE RECOMMENDATIONS FOR REPORTS ISSUED THROUGH MARCH 2019**

Report	Recommendations	Management’s Most Current Response	Status (*)
<b>Banner Change Management, January 2019</b>	<p>Issues, recommendations, and management action plans for this audit are actively being addressed. The details are not presented here due to exemptions allowed for information that relates to computer network security or to the design, operation, or defense of a computer network (Texas Government Code 552.139).</p> <p>There are 9 audit recommendations outstanding from this audit. The status for these items are as follows:</p> <ul style="list-style-type: none"> <li>➤ One recommendation: <b>In Progress</b></li> <li>➤ Five recommendations: <b>Planned</b></li> <li>➤ Three recommendations: <b>Implemented</b></li> </ul>		
<b>SHSU-19-001 NCAA Financial Statements, January 2019</b>	<p>This report outlines results of a financial statement compilation for the Athletics Department at SHSU for fiscal year 2018. The compilation, required by the NCAA, was performed by the Office of Internal Audit, and was subject to annual agreed-upon verification procedures conducted by an independent accountant. No material variances were noted in the accounts or transactions reviewed; there were no reportable observations noted.</p>		
<b>External Audits</b>			
<b>SHSU College of Osteopathic Medicine (COM) “Agreed-Upon Procedures” Independent Accountant’s Reports for Two Enrollment Scenarios, January 2019</b>	<p>SHSU engaged an accounting firm to compile financial forecasts for a 10-year period (2019-2029) for the COM under two scenarios: the first, assuming an initial enrollment of 75 students and the second, assuming an initial enrollment of 150 students. The accountants then performed certain “agreed-upon procedures” on the underlying data. Such engagements must be performed and reported on in accordance with certain standards required by the American Institute of Certified Public Accountants (AICPA). This is important because in such engagements, no opinions or assurances are rendered. Instead, for the compilation, the accountants applied accounting and financial reporting expertise in the presentation of the forecasts; and for the agreed-upon procedures, the accountants and SHSU agreed as to what would be reviewed and tested in relation to said forecasts. No adverse findings were noted for the agreed-upon procedures. The resultant reports are required to be submitted to the State Auditor’s Office.</p>		
<b>Texas Comptroller of Public Accounts Post-Payment Audit, April 2019</b>	<p>No issues were noted with regards to tests of grants, procurement (payment) cards, or USAS/HRIS system security. Although none of the dollar amounts involved were material, the following issues were noted with respect to other areas reviewed:</p> <ul style="list-style-type: none"> <li>• Auditors identified numerous exceptions to travel laws. Specifically, one employee received duplicate payments for the same trip, two employees were reimbursed for tips (which are not reimbursable with state funds), and in three instances, employees were reimbursed for valet parking when standard parking was available at a lower cost. The auditors also noted that SHSU did not have a policy requiring employees to determine the most cost-effective manner of travel.</li> <li>• During tests of procurements, auditors identified two instances where gratuities were paid for catered meals; one transaction where sales tax exceeding \$500 was paid, one transaction where the amount paid exceeded the amount authorized on the purchase order, and two transactions (totaling less than \$840) where legal authority for the purchases does not exist. These transactions were for a tailgate party and a business meal reimbursement. This particular issue was also a repeat issue from a prior audit in 2012.</li> <li>• Two employees had multiple levels of access to USAS that did not provide adequate segregation of duties. These employees could adjust payment instructions and approve paper vouchers, process and release payments, and process and release payrolls without electronic oversight.</li> <li>• A review of direct deposit authorizations identified 3 employees who used an old version of a direct deposit form that did not contain a federally required question whether payments would be sent out of the country. (This is the reason I wanted to check my personnel file – to ascertain whether my direct deposit form has the required question.)</li> <li>• A comparison of employee data in USAS and HRIS determined that certain data was missing for 147 employees in HRIS. This is a repeat issue from the prior audit.</li> </ul>		

(\*) Status Categories: Implemented; Verification of Implementation in Progress; In Progress; Planned; Factors Delay Implementation; Management Does Not Plan to Implement Recommendation

**ITEMS PRESENTED IN RED ARE FROM AUDIT REPORTS ISSUED PRIOR TO MARCH 31, 2018**

This report fulfills the statutory reporting requirements of Texas Government Code 2102.015 (d) and (e).

**TEXAS STATE UNIVERSITY SYSTEM – QUARTERLY STATUS REPORT – MAY 2019 BOARD MEETING  
STATUS OF IMPLEMENTATION OF AUDIT AND COMPLIANCE RECOMMENDATIONS FOR REPORTS ISSUED THROUGH MARCH 2019**

Report	Recommendations	Management’s Most Current Response	Status (*)
	SHSU management has developed corrective action plans for the identified issues. In addition, management has obtained reimbursement from the employee in the case of the duplicate travel reimbursement and management will process reimbursement to the State for the transactions not authorized by law.		
<b>NCAA Agreed Upon Procedures, January 2019</b>	This report is required under NCAA guidelines. The accountants performed certain procedures as required by the NCAA on the University’s Statement of Athletic Revenues and Expenses for the year ending August 31, 2018. While the accountants did not perform an audit, they did perform limited testing by agreeing each revenue and expense category on the statement to supporting schedules/documentation, recalculating amounts, and testing of certain activities, such as ticket sales, stadium rentals, restricted gifts, and gifts-in-kind. No exceptions or reportable conditions were noted.		

<b>SUL ROSS STATE UNIVERSITY</b>			
<b>Purchasing, January 2018</b>	<ol style="list-style-type: none"> <li>1. All requisitions and purchase orders should be prepared by one individual and then approved by someone in a supervisory capacity to whom the preparer reports. Individuals who are the intended recipient of the goods/services being ordered or of the reimbursement being requested should not approve the requisition/purchase order.</li> <li>2. Purchasing Office employees should review all requisitions to ensure that the approving employee is not approving his own purchase order. Orders noted with exceptions to this should be referred to the employee’s supervisor for a review and secondary approval of the expense. In all cases, it should be referred to a supervisor to whom the employee reports.</li> <li>3. SRSU should explore with Banner/Ellucian the possibility of adding an automated edit in the requisition process that compares the payee and the approver and rejects those transactions from further processing when they are the same person.</li> </ol>	<p>Corrective Action Plan: Create a separate account code or routing process for these types of reimbursements to route the requisition to supervisors when paying an account manager.</p> <p>Train/advise Purchasing staff to review all reimbursements to make sure the individuals receiving reimbursement do not approve their own requisitions. Purchasing policy will be modified to state that the individual’s supervisor will need to approve these reimbursements. Policy will be revised and submitted for approval.</p> <p>Person Responsible: Noe Hernandez/Tanya Romero Timetable for Completion: September 1, 2019</p>	<b>In Progress</b>
	Purchases made from vendors which are shipped should be received at the Central Receiving location of the University, rather than employees’ home addresses. Personal and business purchases should not be combined on any order.	<p>Corrective Action Plan: Inform all people who do ordering about the policy and ask them to send all orders through Central Receiving. Train Purchasing staff to review the Deliver to portion of each PO and ensure they are not going to employee’s homes.</p> <p>Person Responsible: Noe Hernandez Timetable for Completion: May 1, 2019</p>	<b>In Progress</b>

(\*) Status Categories: Implemented; Verification of Implementation in Progress; In Progress; Planned; Factors Delay Implementation; Management Does Not Plan to Implement Recommendation

**ITEMS PRESENTED IN RED ARE FROM AUDIT REPORTS ISSUED PRIOR TO MARCH 31, 2018**

This report fulfills the statutory reporting requirements of Texas Government Code 2102.015 (d) and (e).

**TEXAS STATE UNIVERSITY SYSTEM – QUARTERLY STATUS REPORT – MAY 2019 BOARD MEETING  
STATUS OF IMPLEMENTATION OF AUDIT AND COMPLIANCE RECOMMENDATIONS FOR REPORTS ISSUED THROUGH MARCH 2019**

Report	Recommendations	Management’s Most Current Response	Status (*)
	Ensure disbursements of this nature (Athletic meals when school is not in session) are documented, that receipts are provided for meals purchased, that the names of the students are documented, and that any funds not spent are returned to the University and receipted back into the appropriate account.	Corrective Action Plan: Request documents for these types of disbursements. Documents may include a sign-in sheet, receipts signed by supervisor, etc.  Person Responsible: Purchasing Department – Noe Hernandez, Lizette Nava, Martha Abrego Timetable for Completion: January 15, 2019	Implemented
	The Administrative Policy Manual should be reviewed to determine whether these items are reasonable exclusions and if not, revised to meet the needs of the University. All P-Card purchases should be matched promptly each month to receipts. Items missing should be followed up on in writing.	Corrective Action Plan: Review these transactions and if purchases were not allowed, notify the P-Card holder about the purchases. We will review the policy to see if any changes are needed.  Person Responsible: Noe Hernandez Timetable for Completion: September 1, 2019	In Progress
	The University should ensure that employees comply with University credit card purchase requirements.	Corrective Action Plan: Designate a “special permission” form for purchases outside the local cities of Alpine, Marfa, and Fort Stockton.  Person Responsible: Noe Hernandez, Lizette Nava, Delia Ramirez Timetable for Completion: January 31, 2019	Implemented
<b>Minors on Campus (Compliance Review), October 2017</b>	Sul Ross State University should create the statutorily required child abuse training and require that all applicable parties take the training, including those at Rio Grande College. The training requirements should be communicated to all applicable parties within the University community.	Training was implemented for all university employees (faculty, staff, student, temporary hourly, and temporary monthly) on July 1, 2017. 85% of all employees employed on August 1, 2017 have completed the training. Each new hire must complete the training within the first 30-days of employment.  Person Responsible: Karlin DeVoll, Director of Human Resources Timetable for Completion: August 1, 2019	In Progress

(\*) Status Categories: Implemented; Verification of Implementation in Progress; In Progress; Planned; Factors Delay Implementation; Management Does Not Plan to Implement Recommendation

ITEMS PRESENTED IN RED ARE FROM AUDIT REPORTS ISSUED PRIOR TO MARCH 31, 2018

This report fulfills the statutory reporting requirements of Texas Government Code 2102.015 (d) and (e).

**TEXAS STATE UNIVERSITY SYSTEM – QUARTERLY STATUS REPORT – MAY 2019 BOARD MEETING  
STATUS OF IMPLEMENTATION OF AUDIT AND COMPLIANCE RECOMMENDATIONS FOR REPORTS ISSUED THROUGH MARCH 2019**

Report	Recommendations	Management’s Most Current Response	Status (*)
<b>TEXAS STATE UNIVERSITY</b>			
<b>Physical Entry Access Controls Audit, December 2016</b>	<p>Issues, recommendations and action plans for this audit are being addressed. The details are not presented here due to exemptions allowed for information that relates to risk or vulnerability of persons or property, including critical infrastructure, to an act of terrorism or related criminal activity (Texas Government Code 418.177(2)).</p> <p>There are 17 audit recommendations outstanding from this audit. The status for these items are as follows:</p> <ul style="list-style-type: none"> <li>➤ Seventeen recommendations: <b>In Progress</b></li> </ul>		
<b>General Controls Audit of SAP, October 2017</b>	<p>Issues, recommendations and action plans for this audit are being addressed. The details are not presented here due to exemptions allowed for information that relates to computer network security or to the design, operation, or defense of a computer network (Texas Government Code 552.139).</p> <p>There are 2 audit recommendations outstanding from this audit. The status for these items are as follows:</p> <ul style="list-style-type: none"> <li>➤ Two recommendations: <b>Implemented</b></li> </ul>		
<b>Credentialing, May 2018</b>	HR management should develop and implement written procedures that define the responsibilities and requirements for employees managing the credentialing process including HR employees and the responsible employees within other University departments.	HR has developed, documented, and implemented credentialing procedures.  Person Responsible: John McBride, Assistant Vice President for Human Resources <b>Revised</b> Timetable for Completion: December 31, 2018 (was August 31, 2018)	<b>Implemented</b>
	HR management should coordinate with departments to identify and maintain a list of all position titles that require a LCC, and document the specific LCC and the related federal, state, University, or other requirement for the LCC. Also, HR management should periodically confirm the list of position titles and related LCCs.	HR has developed a list of LCC's for both titles and positions. This list will serve as the source of record whenever a new title requires an LCC, a new LCC has been applied to an existing title, or a change has occurred to an existing LCC.  Person Responsible: John McBride, Assistant Vice President for Human Resources Timetable for Completion: December 30, 2018	<b>Implemented</b>
	HR management should ensure that all staff positions have a written job description that is current and contains any required LCC for the position. Also, HR management should confirm and document the criteria used for establishing the required LCC for each position.	Job descriptions for all current staff titles with incumbents have been created and are being uploaded onto the online pay plan.  Person Responsible: John McBride, Assistant Vice President for Human Resources Timetable for Completion: December 30, 2018	<b>Implemented</b>
	HR management should coordinate with departments to identify all positions with a required LCC and ensure that all of the identified employees in those positions are being tracked in the LSO module. Also, HR management should	LCC's and their corresponding duration have been entered on the appropriate jobs and positions. Out of compliance notifications are sent to employees along with their supervisors who do not submit updated copies of their	<b>In Progress</b>

(\*) Status Categories: Implemented; Verification of Implementation in Progress; In Progress; Planned; Factors Delay Implementation; Management Does Not Plan to Implement Recommendation

ITEMS PRESENTED IN RED ARE FROM AUDIT REPORTS ISSUED PRIOR TO MARCH 31, 2018

This report fulfills the statutory reporting requirements of Texas Government Code 2102.015 (d) and (e).

**TEXAS STATE UNIVERSITY SYSTEM – QUARTERLY STATUS REPORT – MAY 2019 BOARD MEETING  
STATUS OF IMPLEMENTATION OF AUDIT AND COMPLIANCE RECOMMENDATIONS FOR REPORTS ISSUED THROUGH MARCH 2019**

Report	Recommendations	Management’s Most Current Response	Status (*)
	<p>ensure that appropriate expiration dates that coincide with actual expiration, renewal, or training requirement dates for maintaining the LCC are used in the LSO module. Lastly, HR management should implement procedures to ensure that the LCC information for new employees is communicated to Professional Development for entry into the LSO module.</p>	<p>LCC's to HR upon expiration, as well as new employees who do not submit the required documentation at the time of hire.</p> <p>HR has also determined that a change will need to be made to 04.04.03, specifying HR's role in tracking only those LCC's required by law and that HR does not have the resources to monitor the maintenance of those LCC's that require continuing education rather than a renewal. Because of the time it takes a policy to route through the approval process, we are extending our completion time to the end of 2019.</p> <p>Person Responsible: John McBride, Assistant Vice President for Human Resources <b>Revised</b> Timetable for Completion: December 31, 2019 (was December 30, 2018)</p>	
	<p>HR management should coordinate with the applicable departments to resolve the discrepancies noted for the three employees identified with regard to the required LCCs for their positions. Additionally, HR management should implement formal procedures to ensure that if an LCC is required for a position that the related job posting gives notice of that requirement.</p>	<p>HR has recorded LCC's in their appropriate job descriptions. Additionally, HR will continue to monitor required qualifications inputted by the department in job postings.</p> <p>Person Responsible: John McBride, Assistant Vice President for Human Resources <b>Revised</b> Timetable for Completion: December 30, 2018 (was June 30, 2018)</p>	<p>Implemented</p>
	<p>Academic Affairs management should:</p> <ul style="list-style-type: none"> <li>• develop and implement written procedures defining the responsibilities and requirements for employees managing the credentialing process for faculty members' LCCs;</li> <li>• coordinate with departments to identify and maintain a record of all faculty members that require a LCC and document the specific LCC, including the related federal, state, University, or other requirement for the LCC; and</li> <li>• implement and maintain a tracking system to ensure the currency of required LCCs for faculty members.</li> </ul>	<p>(1) Revisions to AA/PPS 04.01.01 are complete, with the revised and approved policy in effect as of February 2019. Revisions to AA/PPS 04.01.23 are complete, with the revised and approved policy in effect as of September 2018. AA/PPS 04.01.22 has entered the official policy review process and should be in effect in May 2019.</p> <p>(2) This item is complete and is monitored when new hires are made of faculty with required LCCs.</p> <p>(3) This item is complete, and the spreadsheet is updated as new hires are made of faculty with required LCCs.</p> <p>Persons Responsible: Dr. Debbie Thorne, Associate Provost and Ms. Gaye Korenek, Director of Faculty and Academic Resources <b>Revised</b> Timetable for Completion: May 31, 2019 (was August 31, 2018)</p>	<p>In Progress</p>

(\*) Status Categories: Implemented; Verification of Implementation in Progress; In Progress; Planned; Factors Delay Implementation; Management Does Not Plan to Implement Recommendation

ITEMS PRESENTED IN RED ARE FROM AUDIT REPORTS ISSUED PRIOR TO MARCH 31, 2018

This report fulfills the statutory reporting requirements of Texas Government Code 2102.015 (d) and (e).

**TEXAS STATE UNIVERSITY SYSTEM – QUARTERLY STATUS REPORT – MAY 2019 BOARD MEETING  
STATUS OF IMPLEMENTATION OF AUDIT AND COMPLIANCE RECOMMENDATIONS FOR REPORTS ISSUED THROUGH MARCH 2019**

Report	Recommendations	Management’s Most Current Response	Status (*)
	<p>Academic Affairs management should establish standardized procedures for formally documenting the LCC requirements or absence of relevant licenses and certifications for Clinical Faculty and Faculty of Practice positions. Academic Affairs management should ensure that the document established for stipulating LCC requirements is completed by departments for all the Clinical Faculty and Faculty of Practice positions, reviewed and updated at least annually, and maintained by Academic Affairs.</p>	<p>The departmental faculty qualification policies have been submitted by the academic units and job postings are monitored for new hires made of faculty with required LCCs. Revisions to AA/PPS 04.02.10 and AA/PPS 04.02.11 are complete, with the revised and approved policies in effect as of February 2019.</p> <p>Persons Responsible: Dr. Debbie Thorne, Associate Provost, and Ms. Gaye Korenek, Director of Faculty and Academic Resources, deans and chairs/directors in areas where LCCs are a requirement for employment.</p> <p><b>Revised</b> Timetable for Completion: May 31, 2019. (was August 31, 2018)</p>	<p>In Progress</p>

**SYSTEM ADMINISTRATION**

**No Recommendations Outstanding**

(\*) Status Categories: Implemented; Verification of Implementation in Progress; In Progress; Planned; Factors Delay Implementation; Management Does Not Plan to Implement Recommendation

ITEMS PRESENTED IN RED ARE FROM AUDIT REPORTS ISSUED PRIOR TO MARCH 31, 2018

This report fulfills the statutory reporting requirements of Texas Government Code 2102.015 (d) and (e).

APPENDIX – PLANNING AND CONSTRUCTION



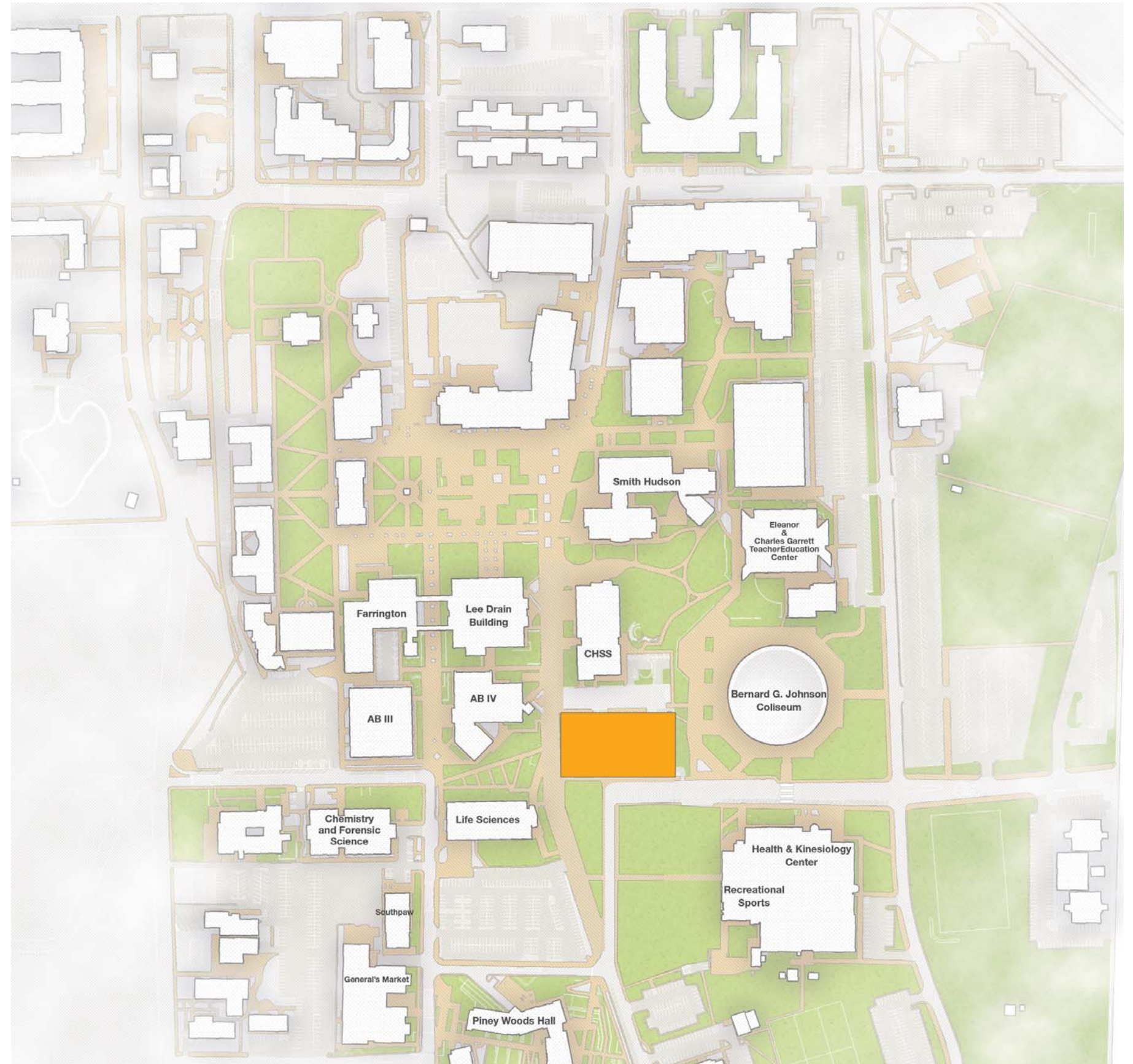
# Sam Houston State University Coliseum Parking Garage

Design Development Submission  
for the Texas State University  
System Board of Regents

May 23-24, 2019

Client  
Sam Houston State University

Project Number  
Page #418181





**Table of Contents**  
**Project Introduction**

<b>TAB 1</b>	Architectural Renderings, Exterior Elevations
<b>TAB 2</b>	Overall Campus Site Plan, Site Plan Existing, Building Program, Architectural Floor Plans
<b>TAB 3</b>	Enlarged Architectural Floor Plan
<b>TAB 4</b>	Project Narratives - Listing of All Major Building Systems
<b>TAB 5</b>	Detailed Cost Estimate
<b>TAB 6</b>	Total Project Cost
<b>TAB 7</b>	Project Cost Comparisons
<b>TAB 8</b>	Environmental Impact - Operating, Maintenance, and SECO Compliance

## Introductory Pages

### Team Members

#### Texas State University System Board of Regents

William F. Scott, Chairman  
Nederland

David Montagne, Vice Chairman  
Beaumont

Charlie Amato, Regent  
San Antonio

Duke Austin, Regent  
Houston

Garry Crain, Regent  
The Hills

Dr. Veronica Muzquiz Edwards, Regent  
San Antonio

Don Flores, Regent  
El Paso

Nicki Harle, Regent  
Baird

Alan L. Tinsley, Regent  
Madisonville

Leanna Mouton, Student Regent  
San Marcos

#### Texas State University System Administration

Brian McCall, Ph.D., Chancellor

Daniel Harper, MBA  
Vice Chancellor and Chief Financial Officer

Peter Maass, RA, NCARB, CTCM, Director of Capital Projects  
Administration

#### Sam Houston State University

Dr. Dana G. Hoyt, President

Dr. Carlos Hernandez, Vice President for Finance and Operations

Juan Nunez, Associate Vice President for Facilities Management

**Introductory Pages**  
**Project Design Build Team**

**Flintco**

John Waltz  
Project Executive

Mickey Gammenthaler  
Senior Estimator

Ashton Allen  
Project Manager

**Architect**  
**Page**

Jeffrey Bricker, AIA  
Principal in Charge

Justin Winchester, AIA  
Project Manager

Marcus Martinez  
Senior Designer

Tamir Kayal  
Project Architect

**Structural**  
**Ensign Haynes Whaley**

**Parking / Traffic**  
**Martinez Moore / Walter P Moore**

**Civil**  
**Gessner Engineering**

**Landscape**  
**Coleman & Associates**

**Technology**  
**4b Technology**



## Introductory Pages


### Acknowledgment & Contact Information

#### Acknowledgment

The Design Building Team would like to express our appreciation to The Texas State University System and Sam Houston State University for the opportunity to assist the University in the design of the Coliseum Parking Garage.

We would also like to thank the administrators, faculty, and staff who continue to provide critical support during the planning and design phases of the project.

John Waltz  
Vice President - Flintco LLC



Jeffrey Bricker, AIA  
Principal - Page



#### Contact Information

John Waltz  
Vice President-Area Manager - Flintco LLC

2950 North Loop W, Ste. 450  
Houston, TX 77092  
281-767-6300 - Phone  
281-767-6301- Fax  
john.waltz@flintco.com

Jeffrey Bricker, AIA  
Principal - Page

1100 Louisiana, Suite One  
Houston, Texas 77002  
713.871.8484 - Phone  
713.871.8440- Fax  
jbricker@pagethink.com



## Introductory Pages

### Project Overview

#### Project Summary

The project is an approximately 199,000 gross square feet, four-story, 551 space parking structure centrally located on the Sam Houston State University campus site in Huntsville, Texas. A standalone single story building approximately 4,600 gross square feet will include office spaces, conference room, and future dispatch for the University Police Department (UPD). The stated Construction Cost Limitation (CCL) for the project is \$10,000,000 and the project has been awarded to Flintco, LLC and Page Southerland Page, Inc. as a Design Build project.

The new parking garage site is located to the west of the Bernard G. Johnson Coliseum and south of the College of Humanities & Social Sciences Building. Bowers Boulevard is directly to the south, and will serve as the primary entry/exit artery to/from the new parking structure. Avenue I is located directly west of the site. The Campus Master Plan envisions Avenue I closing and being re-routed to create a new primary pedestrian corridor from the center of campus to the south campus replacing Avenue I. The proposed site has three existing dormitories Vick House, Spivey House, and Randel House which will be demolished as part of this project.

All site utilities are available at the adjacent Bowers Boulevard thoroughfare. No stormwater detention is required.

The information contained within the following document represents the design response to the project requirements as currently understood. Additional information is currently being provided by multiple sources and authorities having jurisdiction over the project.

Architectural Renderings

Exterior Elevations





View Looking West Up Bowers Boulevard



Board of Regents Design Development Submittal  
May 23-24, 2019

Project  
SHSU Coliseum Parking Garage

Client  
Sam Houston State University





View Looking Northeast on Avenue I



Board of Regents Design Development Submittal  
May 23-24, 2019

Project  
SHSU Coliseum Parking Garage

Client  
Sam Houston State University





View Looking Southeast



Board of Regents Design Development Submittal  
May 23-24, 2019

Project  
SHSU Coliseum Parking Garage

Client  
Sam Houston State University



## Architectural Renderings - Exterior Elevations




**South Elevation**




**West Elevation**



Architectural Renderings - Exterior Elevations



North Elevation



East Elevation

**Tab 2**

**Overall Site Campus Plan**

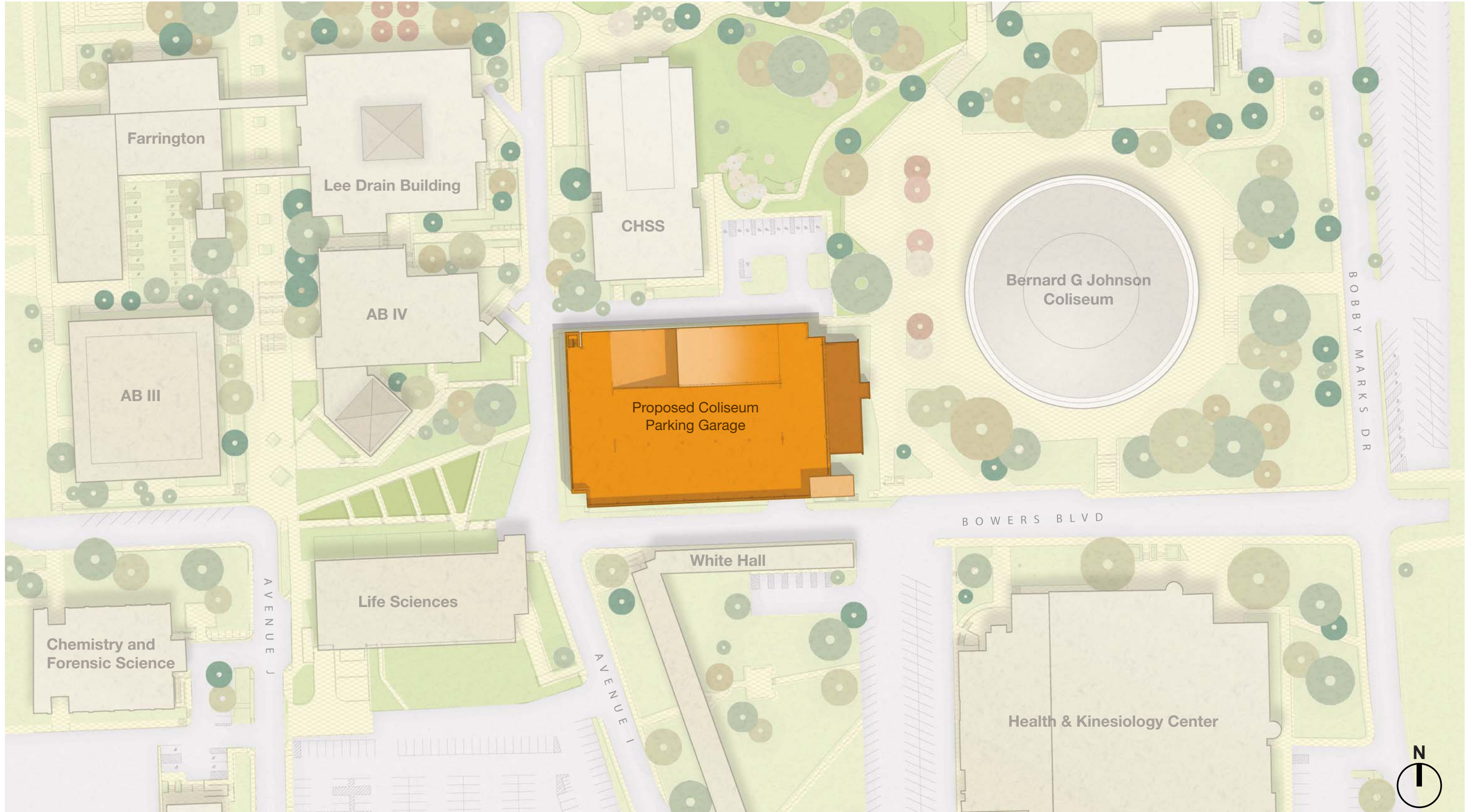
**Site Plan - Existing**

**Building Program**

**Architectural Floor Plans**



**Overall Site Campus Plan**  
**Not To Scale**





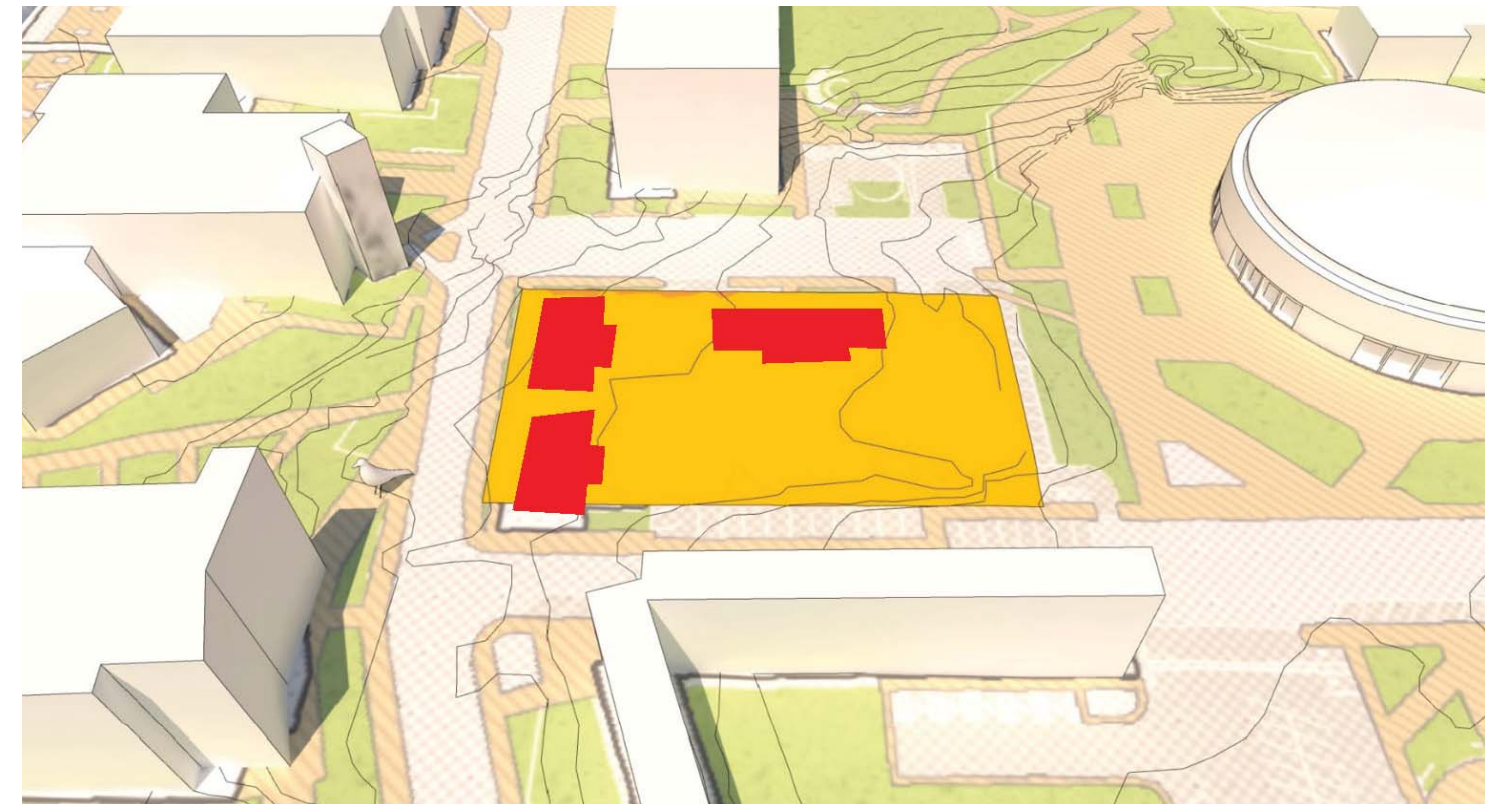
**Site Plan - Existing**  
**Not To Scale**

**Demolition and Site Considerations**

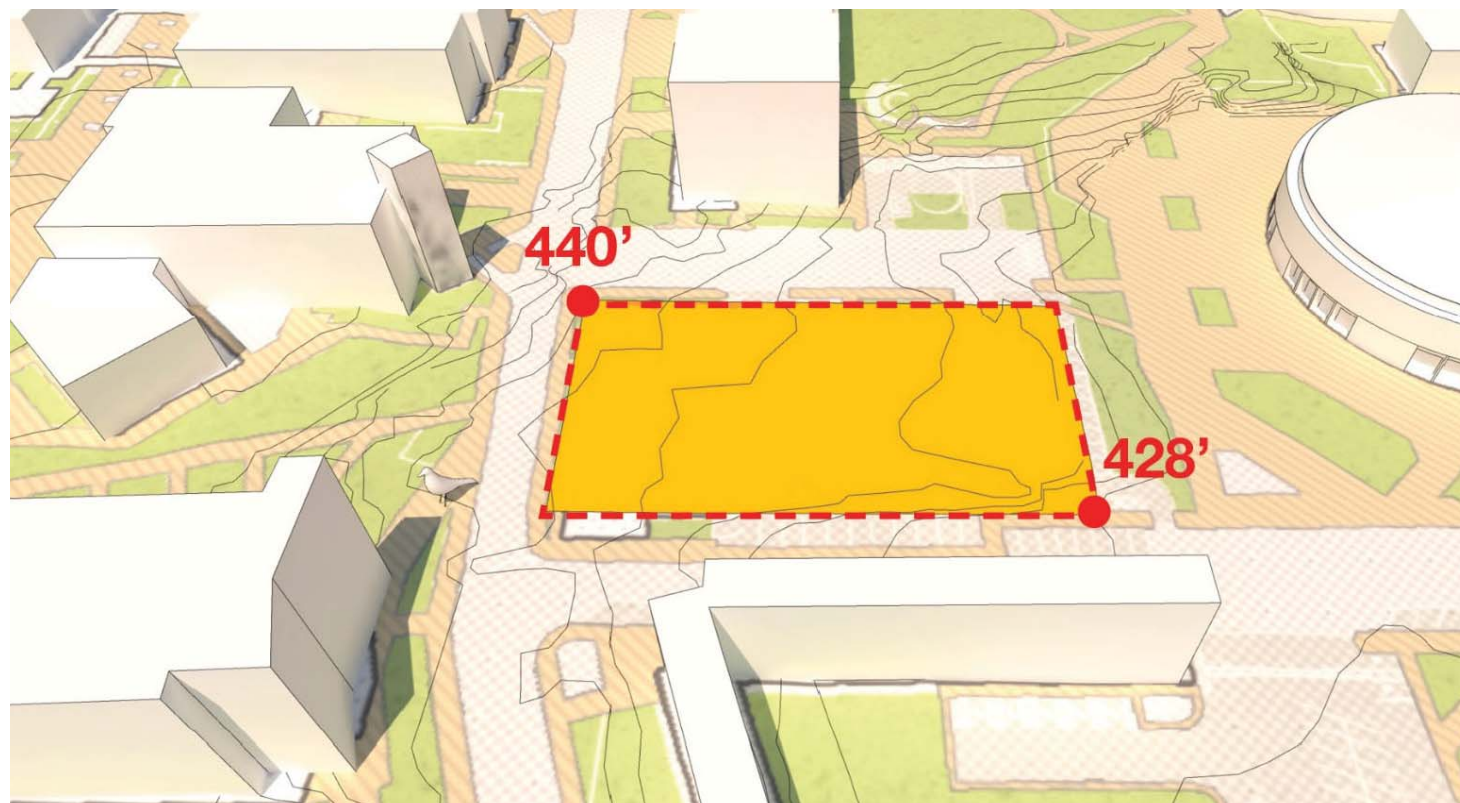
The site for the Coliseum Garage is occupied and requires the demolition of existing dormitories Vick House, Spivey House, and Randel House (A). Independent of utilities- the clear site yields a slope across the site (B) of approximately twelve feet. The Design Build team identified that the slope of the site, as it relates to the ramp location, would be valuable in both the structuring of the ramp and would further abbreviate the necessary excavation and retaining structure.(C)

**Location of Program Space**

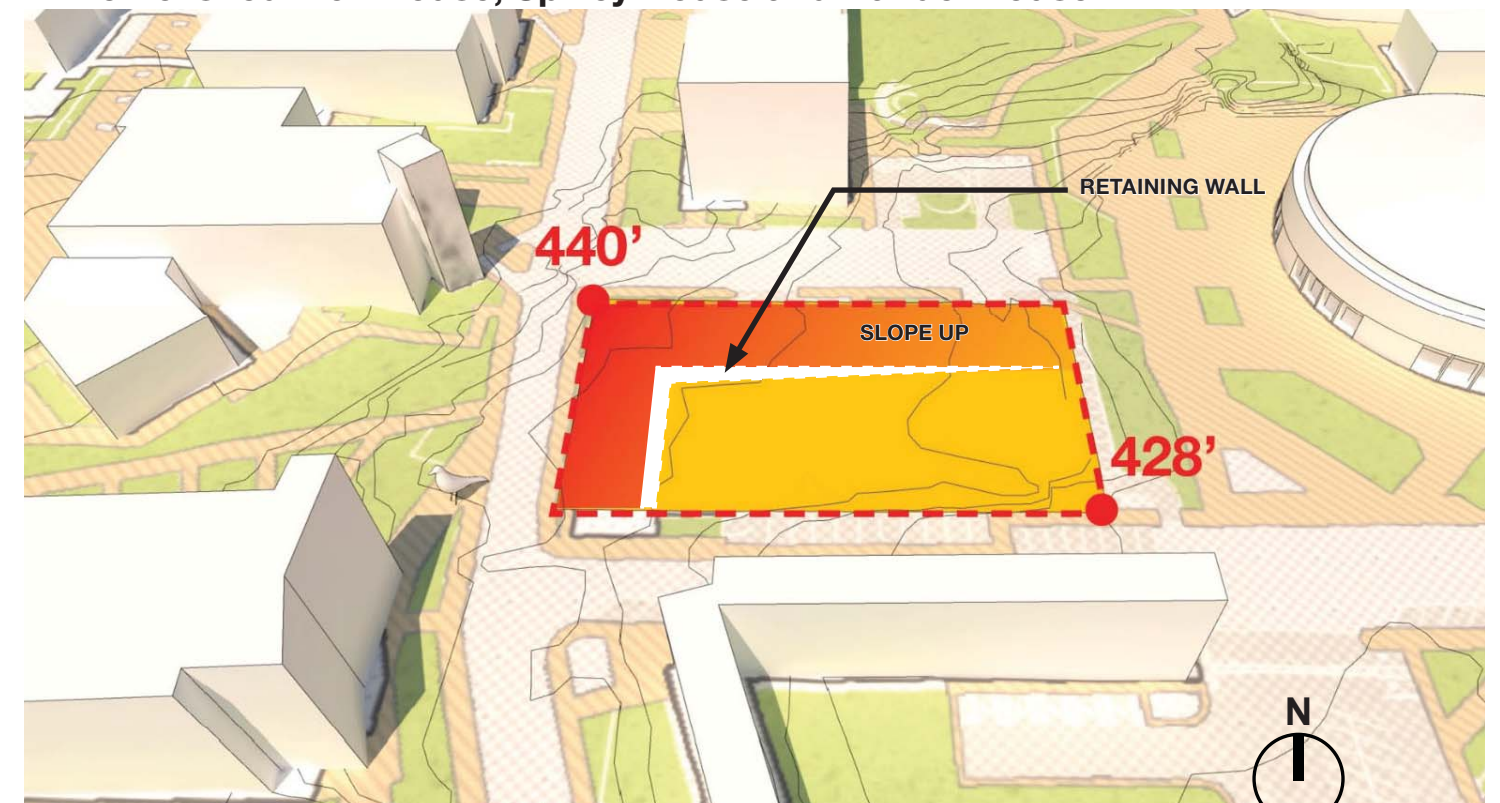
The west bound, one-way Bowers Boulevard is the single access point to the Coliseum Garage and the primary approach to Coliseum events. This passageway is poised for heavy use for vehicular and pedestrian traffic for students and guests of the campus. Therefore, the team has positioned the program space to the East face of the garage, as a visual link to the Coliseum, a structure that would mediate the scale of the garage, as well as provide a visible presence for student safety.



**A. Demolished Vick House, Spivey House and Randel House**



**B. Site Elevation Change**



**C. Earth Retaining Structure**



## Building Program

### Overview

The Program of Requirements for the Proposed Coliseum Parking Garage, published in November 2015, produced by Facilities Programming and Consulting and approved by Sam Houston State University (SHSU) in December 2015. A supplemental performance criteria was published with additional information and revised goals. The Design team worked hand in hand with the SHSU University Police Department (UPD) and Facilities Management (FM) to develop and clarify further the intent of the offices space.

### Program Goals

The Design Build team developed the garage, site and program space with a sensitivity to budget, campus character, material durability and student safety.

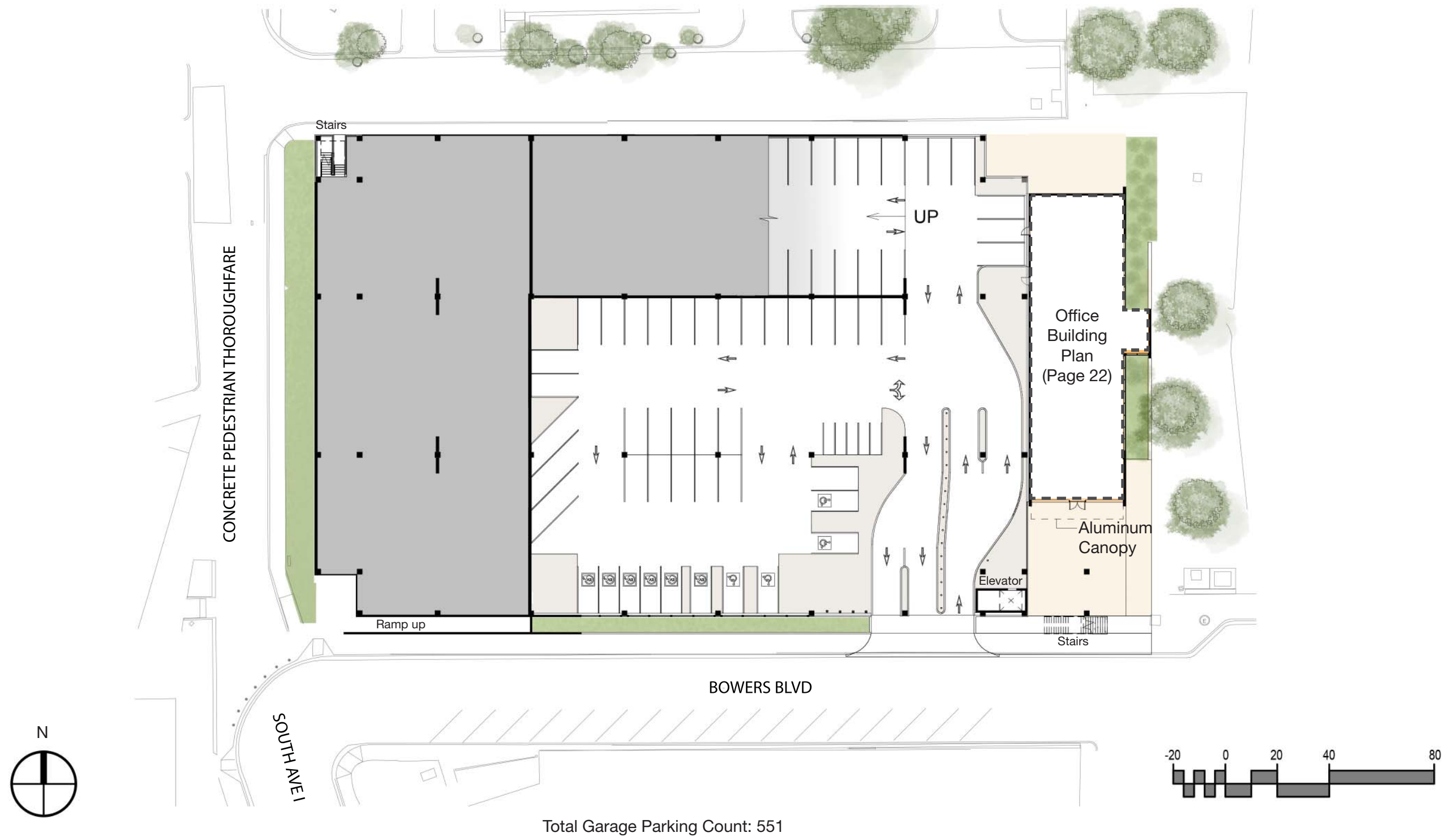
The parking garage component meets the requirement of parking spaces. The built structure to support these spaces are developed with attention to structural modularity and appropriate massing for the central position of the garage on the campus.

The square footage was increased per the performance criteria subsequent to the program document. These spaces to support UPD and Facilities are a refinement of verbal and visual dialogue with the user group, engineering and design team. Together, this process yielded a practical and necessary set of spaces that would meet their departmental needs.

Program					
	Original Program Nov/2015		SD Drawings Program*		Diff
<b>COLISEUM PARKING STRUCTURE</b>					
Number of Levels		5		4	(1)
Number of Parking spaces		550		551	1
Garage square footage (SF)		184,000		198,829	14,829
SF per Parking Space		333		343	10
Space Size		9-Feet (90)		9-Feet (90)	
<b>PARKING OFFICE SUITE</b>					
	SIZE / #OF SPACE(S)	ASF	SIZE / #OF SPACE(S)	ASF	Diff
Waiting Area / Lobby	1 @ 240	240	1 @ 564	564	324
Customer Service Counter	3 @ 75	225	3 @ 79	237	12
Administrative Bullpen	2 @ 80	160			(160)
Open Office Area & Breakroom			1 @ 739	739	739
Dispatch			1 @ 577	557	557
Supervisor Office	2 @ 130	260	1 @ 223	223	(37)
Dispatch Supervisor Office			1 @ 157	157	157
Server Room			1 @ 86	86	86
Storage/File Room	1 @ 80	80	1 @ 71	71	(9)
Conference Room			1 @ 341	341	341
Unisex ADA Restroom	1 @ 80	80	2 @ 72	144	64
Break/Work Room Enforcement	1 @ 200	200			(200)
Storage Workroom			1 @ 356	356	356
Hardware/Storage	1 @ 80	80			(80)
Janitor Closet			1 @ 56	56	56
Data Closet			1 @ 86	86	86
Electrical Room			1 @ 74	74	74
<b>Total ASF</b>		Sub Total 1,325		Sub Total 3,691	2,366
<b>Total GSF</b>		1,723		<b>Final Total 4,598</b>	

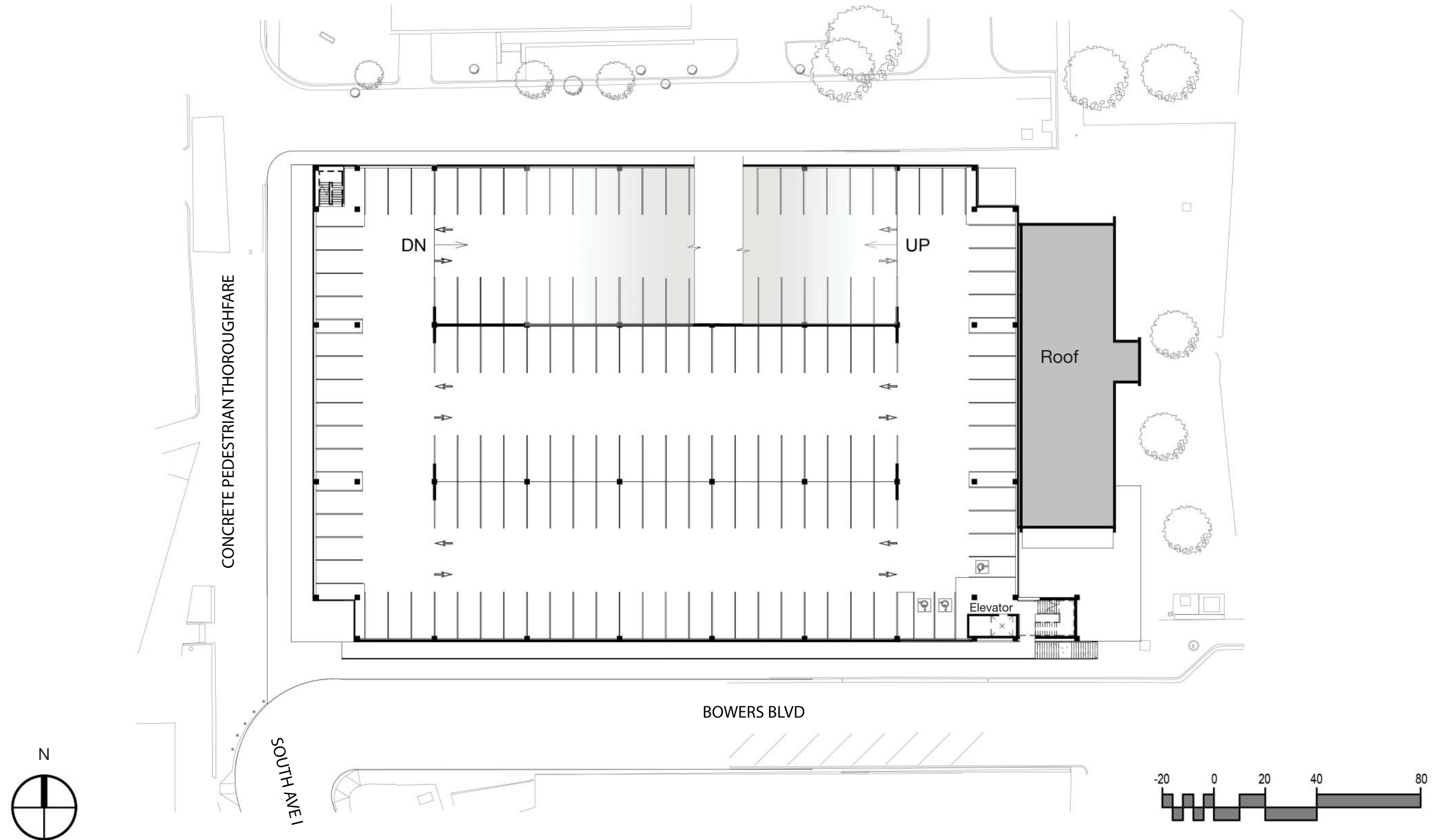
\* Based on Schematic Design drawings Dated February 21, 2019 and Value Engineering savings dated 4/18/19  
 ASF: Assignable Square Feet  
 GSF: Gross Square Feet

Ground - Floor Plan


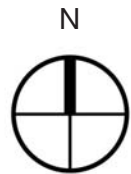
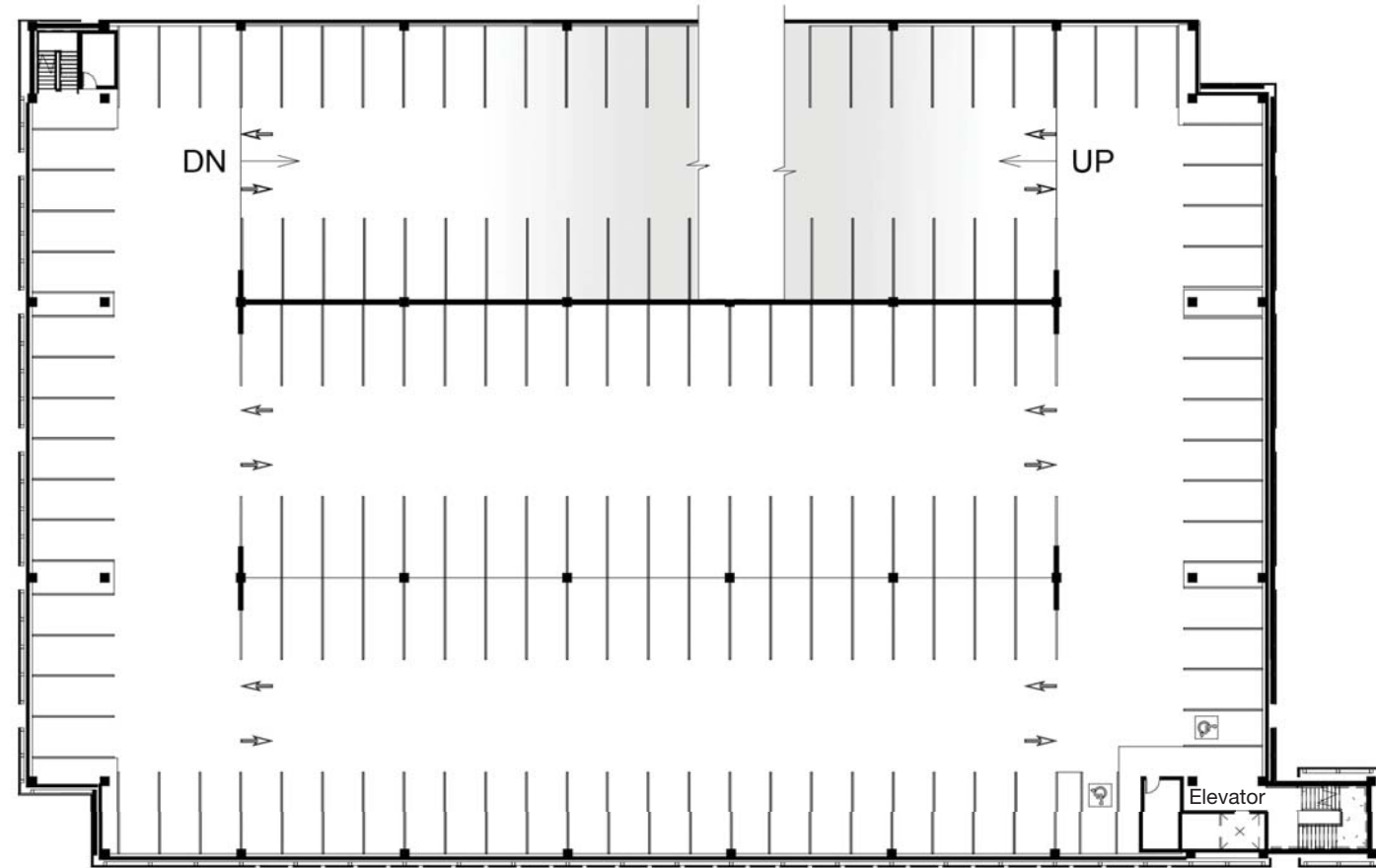





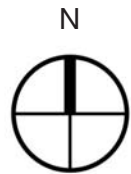
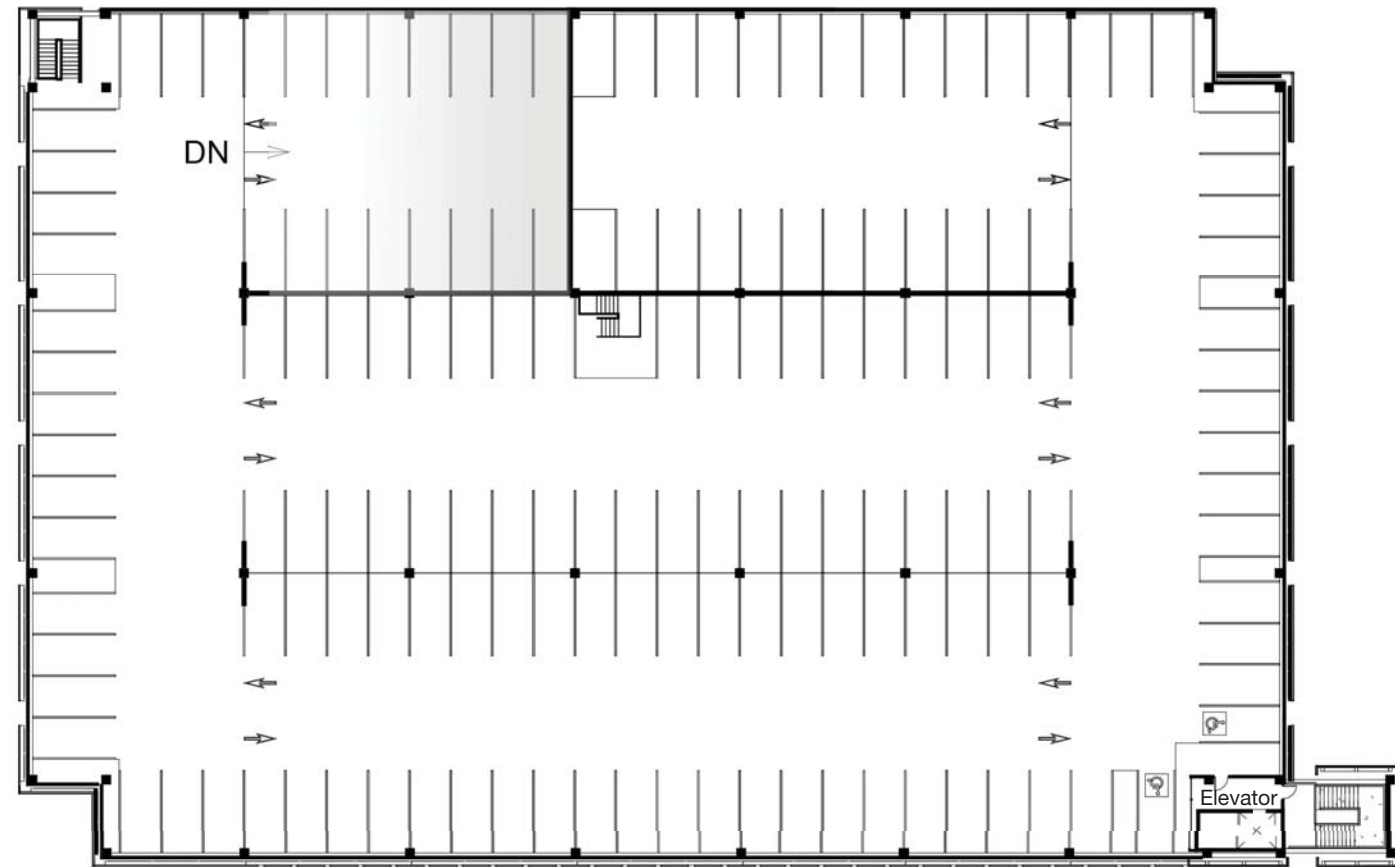
Second - Floor Plan



Third - Floor Plan



# Fourth - Floor Plan



Enlarged Architectural Floor Plans

# Ground Office Building - Floor Plan



Project Narratives

## Design Narrative

### Site

The new Coliseum Parking Garage has a central location on the campus, located to the west, and is intended to support the Bernard G. Johnson Coliseum, the College of Humanities & Social Sciences Building and surrounding buildings. Bowers Boulevard is directly to the south and will serve as the primary entry/exit artery to/from the new parking structure. The Campus Master Plan envisions Avenue I closing and being re-routed to create a new primary pedestrian corridor from the center of campus to the south campus and the design accommodates this requirement.

The Coliseum Parking Garage site has three existing dormitories Vick House, Spivey House, and Randel House which will be demolished as part of this project. The site has a cross slope that is uniquely characteristic to much of the Sam Houston State Campus. It is with a high appreciation of this campus texture that the slope of the site is used to perpetuate the continuity of landscape, material tone and overall walk-ability of the campus.

### Parking

#### Parking Layout

This is a 4 Level parking garage with a total of 551 spaces. Three 60 foot minimum two-way bays running East/West with 90° parking on both sides, and a single parkable ramp on the northern bay.

#### Entry/Exit

The garage has two entry lanes and two exit lanes. Parking control equipment will consist of LPR (License Plate Recognition) readers provided by others. A parking guidance system shall display available spaces in entire garage and contain ultrasonic sensor detection, overhead mount detection, or side mount detection rather than a loop count.

### Exterior Architecture

As a campus garage, each elevation interacts with a uniquely distinct edge of campus. To the east, the Coliseum event plaza and the facade that communicates arrival while to the south along Bowers Boulevard there is an opportunity to establish a continuity with the new terraced landscape connection, from west to east and towards the athletics edge. The landscape zone material tones are mirrored along the Avenue I with similar material tones integrated into the base condition of the parking garage. This connective strategy reinforces the pedestrian passageway that leads north to the legacy green spaces.

With this blend of campus and qualities, student life, and material technique, it is important that the garage is responsive to the diverse edges and still maintain a cohesive architectural deployment of material, assembly and detail. Therefore, the development of the facade considered how the site was designed into each elevation as a collection of campus spaces- not a series of elevations. As stated in the campus masterplan, special attention to covered walkways are to be considered into the character of the architecture. The garage's covered walkway reinforces a pedestrian scale to the site.

The sloped site allowed for two major advantages. First, the higher position of the 'pedestrian pathway' connect with an elevated walk way that further integrates into the garage level 2. The elevated path positions students and visitors over the vehicular entry for traffic separation. Second, the natural slope is used as the first level ramp. This is a design advantage which minimizes excavation and retaining wall perimeter.

The precast garage facade is screened with a mix of perforated and corrugated metal panels that echo the warm tone of the campus masonry as well as evoking the school colors, as the garage

needed to share its identity with both the athletic and academic life of SHSU. The panels to the west are more neutral to serve as a backdrop to the Raven sculpture, landscape, and future pedestrian passageway.

### Interior Architecture

The UPD and Facilities building is outside the body of the garage to the East and makes up the interior component of the Coliseum Parking Garage project. Similar to how the facade developed with the site, the interior spaces like the waiting lobby visually connect with the outdoor space, vehicle entry and elevator access.

### Finishes

Interior finishes are durable and low maintenance. The character of interior spaces is bright, open, and welcoming.

The design and construction documentation of the Coliseum Parking Garage adheres to Sam Houston State University Design and Construction Standards as laid out in the most recent documents provided.

### Landscape

Landscaping at the new Coliseum Parking Garage strives to provide a positive pedestrian experience as people move between the garage and the Bernard G. Johnson Coliseum. Planting around the garage will be shrubs and ground cover beds that soften the aesthetics of the architecture at pedestrian level. Existing large trees between the coliseum plaza and garage have been maintained to provide shade and enhance the users experience for special events and everyday use.

#### Landscape Materials

The selection of landscape plant materials is

coordinated with SHSU staff. Plant material will be selected based on low water use, low maintenance requirements and the ability to withstand a campus environment yet be aesthetically pleasing. Lawn area and existing shade trees on east side of garage will be reestablished to provide pedestrians a park like setting adjacent to existing pedestrian corridor system. Where space allows, plant beds located around remaining sides of the building has included rows of shrubs with ground covers and/or large aggregate gravel that complements the architecture.

#### Hardscape Materials

Materials are selected based on durability and aesthetics. Materials complement the architecture as well as the Campus as a whole. When possible, materials will be locally or regionally sourced. The design of the hardscape areas as well as the selection of materials for those spaces has considered safety and maintenance.

## Design Narrative

### Structural

The foundations for structural loads consists of shallow spread footings, bearing at a depth of 6 feet below existing or final grade, whichever is lower. Footings are cast on a series of rammed-aggregate piers designed by a specialty engineer. The level 1 slab consists the following: a soil supported slab is used for all of the first floor, and assumes that it consists of a 6 inch thick slab over a vapor barrier, on sub-grade prepared in accordance with the geotechnical report. An underslab drainage system will be required below the level 1 slab. Around soil-supported slabs, grade beams approximately 16 inches wide will be required around the perimeter. The grade beams will extend from the ground floor to approximately 42 inches below the ground floor slab.

The garage superstructure is a pre-engineered precast building system. The primary floor structure will consist of 12 foot wide by 28 inches deep double tees with a 3 inch normal weight topping slab. Double tees are sloped to internal drains. Garage ramps are supported by light-walls with double tees bearing on corbels or ledges. Non-ramped areas are supported by inverted T beams spanning to precast columns. North and South walls have L spandrel panels to support the double tees and extend up to provide vehicle barriers and pedestrian guardrails. East and West walls have L beams parallel with double tees. Lateral system consist of light walls in the east-west direction and two sets of shear walls in the north-south direction. Typical garage stairs are precast. There will be an elevated walkway along the south side of the garage aligning with level 2. The walkway consists of a slab-on-grade ramp on the west end transitioning to a precast plank floor bearing on a precast structure. The east end has a precast monumental stair down to grade.

The office building structural framing system consists of structural steel with roof joists and

metal deck. The structural steel wide flange shapes shall conform to American Society of Testing and Materials (ASTM) standards A992, Grade 50. Hollow steel section structural steel tube shapes shall conform to ASTM A500, Grade B. Other steel shapes, plates, angle and channels shall conform to ASTM A36.



## Mechanical, Plumbing and Electrical (MEP) Systems Narrative

### General Project Site Information

The parking garage is designed to accommodate the large number of cars the campus experiences during large events that the University does not currently have the capacity to accommodate. The office building adjacent to the garage is designed to house the campus parking authority and law enforcement. The building will be provided building utilities such as domestic cold water, fire water, sanitary waste/vent, and electricity.

The following summarizes the mechanical, electrical and plumbing systems to be used to support the Sam Houston State University Coliseum Parking Garage:

### MECHANICAL

- Variable Refrigerant Flow (VRF) systems with remote ground mounted air-cooled condensing units (4 VRF units; two energy recovery units at 185 Million British Thermal unit (MBH) total, one heat pump at 36 MBH, and one 17 MBH cooling only unit)
- Roof mounted exhaust fan
- Refrigerant liquid and suction piping
- Direct Digital Controls

### Air Distribution Systems

- Variable Refrigerant Flow Systems
  - o Two multi-zone heat recovery VRF systems to serve office with combination of wall mounted, above ceiling ducted and ceiling cassette type indoor units
  - o Dedicate cooling only system to serve Server, IDF, Electrical room
  - o Dedicated heat pump system to serve elevator machine room
- Outside air will be provided in accordance with International Energy Conservation Code (IECC) 2015 and processed directly at the VRF indoor unit.

Space Type	Lighting Power Density Allowances (IECC 2015) (Space-by-Space Method) W/ft <sup>2</sup>	People Rate (Exhaust) (cfm/person)	Area Rate (Exhaust) (cfm/sq.ft.)
<b>Office Building</b>			
Offices (enclosed)	1.11	5	0.06
Offices (open)	0.98	5	0.06
Conference/Meeting/Multi purpose Rooms	1.23	5	0.06
Interior Corridors	0.66	-	0.06
Storage	0.63	-	0.06
Seating Area, General	0.54	7.5	0.06
Lobby	0.90	7.5	0.06
Restroom	0.98	(50 cfm/fixture)	-
Lounge/Break Areas	0.73	5	0.06
<b>Support Spaces</b>			
Electrical/Mechanical Rooms	0.42	-	0.12
Data/Communication Rooms	0.42	-	0.12
Janitorial /Maintenance	0.63	-	(1 cfm/sq.ft.)

- Roof mounted exhaust will handle Class II air from Janitor's closets and restrooms. The garage is classified as open as defined by International Building Code (IBC) 2015. Ventilation shall be provided via free area at building exterior
- Andover/Schneider Electric controls system will be provided for Building Automation System (BAS)
- Ductwork Requirements
  - o Galvanized sheet metal for general use
  - o All detail per Sheet Metal and Air Conditioning National Association (SMACNA), American Society of Heating, Refrigeration and Air Conditioning Engineers (ASHRAE) handbooks and in compliance with Sam Houston State University Guidelines
  - o Externally Insulated
- Piping Requirements
  - o Soft annealed copper suction and liquid lines, factory cleaned, dried, pressurized and sealed
  - o Factory insulated suction lines with flared fitting at both ends
  - o Length of run and pipe size per manufacturer's recommendations
- Test & Balance Requirements
  - o Start-up, testing, balancing and initial adjustments for the above listed heating,

- ventilating and air conditioning and exhaust systems will be required by a certified, third party consultant as specified in construction documents.
- Commissioning shall be by Owner's third party commissioning agent

### ELECTRICAL

#### Electrical Service

- The facility will be served from a pad-mounted transformer. The garage area will be fed from the Main Electrical Room in the office space
  - o Surge protective devices and Power Logic panels will support electrical equipment
  - o 25% spare capacity will be included
- 480/277V, 3 phase, 4 wire pad-mounted natural gas backup generator with weatherproof enclosure (Basis of design is Caterpillar)
  - o Emergency backup for Critical operations in the Office area
  - o Emergency backup for life safety and egress lighting loads in the garage
- The Main Service Equipment shall be Square-D Panelboard Underwriters Lab (UL) labeled for service entrance and rated for 480Y/277 Volts, 3

Phase, 4 Wire.

- o Plated copper bus on main distribution and shall be UL labeled for service entrance.
- Two Automatic Transfer Switches, ATS's, to be open transition types.

### Distribution Equipment

- Dry-type transformers will be utilized to provide 208Y/120 Volt power, which will be distributed along with 480Y/277 Volt power throughout the building. Transformers will have copper windings, and taps to adjust voltage levels
- Power and distribution panel boards shall be 480Y/277 or 208Y/120 Volt, 3 phase, 4 wire, and shall have bolt-on breakers, plated copper bus, main compression type lugs only (MLO) or main circuit breakers (MCB) as required, feed through lugs where required, and National Electrical Manufacturers Association (NEMA), 1 type construction. Distribution and branch circuit panel boards will be located in Electrical Rooms.
- All safety switches shall be of the heavy-duty type, with a NEMA 1 or 4X enclosure, and fused or non-fused as required. NEMA 4X enclosures shall be used at "wet" locations and corrosive locations
- All distribution equipment will be sized for 25% spare capacity.

### Wiring Methods

- All wiring shall be copper and will be run in conduit or approved raceway. Conduit will be electrical metallic tubing (EMT), galvanized rigid steel (GRS), or intermediate metallic tubing (IMC). EMT will be allowed in dry locations only and will not be installed in concrete.
- Flexible metal conduit may be used for connections to motors and equipment subject to vibration, as well as for connections to lighting fixtures. Lengths shall not exceed 6 feet. For office area, metal clad (MC) cable, is allowed from the last junction box down a wall cavity, as well as, horizontal runs in wall cavities.
- Liquid tight flexible conduit may be used for connections to motors or equipment subject to vibration in damp or wet locations.

## Mechanical, Plumbing and Electrical Systems Narrative

- Minimum size conduit for power and lighting circuits will be ¾ inch, and minimum size conduit for telecommunications will be 1-1/2 inch. Larger conduit sizes will be used to accommodate the number and sizes of conductors contained within so as not to exceed National Electric Code (NEC) fill requirements. Fittings for GRS and IMC conduits will be threaded; fittings for EMT will be compression type.

### Conductors

- Conductors will be single copper conductor, 600-volt, type thermoplastic, high heat, nylon (THHN), THHN/THWN insulated, 75 degrees C, and thermoplastic jacketed. The minimum size conductor for power will be #12 American wire gauge (AWG), and the minimum size conductor for control will be #14 AWG. Conductors #6 AWG and smaller shall be factory color-coded, larger conductors will have colored tape on each conductor. Aluminum conductors are not allowed on the project
- Service entrance conductors will be single conductor, 600-volt, Type Cross-Linked high heat water resistant insulated wire (XHHW), XHHW/XHHW-2, 90 degrees C, and Poly Vinyl Chloride jacketed (PVC) jacketed. NEC table for 75 degrees C will be used when determining the ampacity of the service conductors.

### Electrical System Grounding

- The electrical distribution system grounding includes the grounding of the neutral of each separately derived electrical system, and the grounding of electrical equipment enclosures and raceways to serve as a fault return path.
- Electrical equipment enclosures and raceways and other exposed non-current carrying metal parts of the distribution system will be grounded by means of a green grounding conductor routed with each feeder and branch circuit. Grounding will extend from the switchboard or panelboard grounding bus throughout the system to each device and item of equipment.

### Lighting Systems

- The Illuminating Engineering Society's Illuminance Selection Procedure will be used for establishing target maintained illumination levels throughout all areas. Specific influences of glare, task complexity, surface reflectance characteristics, veiling brightness and user age are addressed with this procedure.
- International Energy Conservation Code, 2015 Edition will be utilized to establish the baseline of energy usage for lighting.
- Dimmable Fixtures shall be provided for Offices and Conference Areas
- Interior and exterior building lighting will be provided at 277V.
- Building's interior lighting will utilize 2X2, and 2X4 Light Emitting Diode (LED), fixtures, LED downlights, suspended direct/indirect and general purpose strip lights. Light fixtures will be independently supported from the structure and not the ceiling.
- Emergency egress lighting for Garage.
  - o Backed up by the Generator thru a dedicated Life Safety ATS and Distribution Panel.

### Lighting Controls

- A lighting control panel shall control garage lighting.
- Advanced lighting controls will be used to minimize electric lighting energy consumption through the use of daylight sensors, occupancy and vacancy sensors, programmable dimming, and schedule based controls.
- Office Building lighting will utilize low voltage controls, low voltage vacancy and occupancy sensors, wall mounted sensor switches, control relays and daylight sensors where required. Lighting controls shall operate stand alone, and will not require networked controls. Low voltage switches shall have stainless steel faceplates.
- Exterior lighting will be connected through contactors and controlled by a manual time clock.

- Dimming controls will be provided in Offices and Meeting Rooms.

### Wiring Devices

- Circuits will be provided throughout various locations of the building to serve convenience receptacles, computers and owner furnished equipment.
- Standard and computer receptacles are 20 Amp, weather proof and standard specification grade (dependent on location), grounding type receptacles. All receptacles shall have stainless steel faceplates.

### Standards of Design

- Voltage drop will be a maximum of 2% for feeder conductors, and a maximum of 3% on branch circuit conductors at the circuit's rated capacity. If the phase conductor size is increased for voltage drop, the equipment-grounding conductor shall increase in size proportional to the circular mil increase of the phase conductor.
- Motor control features and Variable Frequency Drives (VFD)'s, will be coordinated with the mechanical system design.
- All conduits and raceways shall be run straight and parallel to construction lines. Conduit shall be supported independently to building structure. Circuits from different panels and of different voltages shall not be mixed in the same conduit. Telephone, fire alarm, controls, fiber optic, Building Energy Management System (BEMS), data and clean power systems shall be run in separate conduits where inaccessible (hard ceilings, chases, wall cavities) or exposed in mechanical rooms or public spaces. In concealed but accessible areas these low voltage cable systems can be in the cable trays or in independent supports (bridal rings, etc.).
- Power and data will be provided as per the AV/IT standard and coordinated with SHSU IT Team.

### Fire Alarm System

- The office Building will be provided with a new

fire alarm system as specified by Edwards, EST-3. The garage Building fire alarm system will be provided and tied into the Main Fire Alarm Control Panel (FACP) for the Office Building. All equipment and devices will be shown on the engineering drawings.

Space Type	Lighting Power Density Allowances (IECC 2015)  (Space-by-Space Method) W/ft2	Recommended Light Illuminance Level  Foot-candles
<b>Parking Garage</b>	0.21	
Driveways (Pavement)		6 (4:1 Uniformity Ratio)
Entrance Ramps		25 (4:1 Uniformity Ratio)
Elevator Lobby and Stairs		10 (4:1 Uniformity Ratio)
Top Level Garage		3
<b>Support Spaces</b>		
Electrical/Mechanical Rooms	0.42	30
Janitorial/Storage/Maintenance	0.63	30
<b>Office Building</b>		
Offices (enclosed)	1.11	40
Conference/Meeting/Multipurpose Rooms	1.23	30
Interior Corridors	0.66	30
<b>Support Spaces</b>		
Lounge/Break Areas	0.73	30
Toilets	0.98	30
Electrical/Mechanical Rooms	0.42	30
Data/Communication Rooms	0.42	30
Janitorial/Storage/Maintenance	0.63	30

## Mechanical, Plumbing and Electrical Systems Narrative

### PLUMBING

#### Utility Service

The project will be served by the following plumbing utilities:

- Water
- Sanitary
- Storm
- Fire Sprinkler

#### Systems

The project will be served by the following plumbing systems:

- Domestic Cold Water: Domestic Cold Water (DCW) will be provided to all plumbing fixtures in the facility.
  - o All DCW piping will be ASTM B88, Type L seamless copper water tube with wrought copper fittings.
  - o DCW piping will be sized for a maximum velocity of 8 feet per second (fps). Cold water piping will be insulated with mineral fiber, ASTM C547, preformed pipe insulation type I. Cold water piping insulation to be 1 inch thick.
- Domestic Hot Water: Domestic Hot Water (DHW) will be provided to all plumbing fixtures in the facility.
  - o All DHW piping will be ASTM B88, Type L seamless copper water tube with wrought copper fittings.
  - o Hot water piping will be sized for a maximum velocity of 6 fps. Hot water piping will be insulated with mineral fiber, ASTM C547, preformed pipe insulation type I. Hot water piping insulation NPS 1-1/2 inch and smaller to be 1 inch thick.
- Sanitary Waste and Vent: All fixtures will discharge to a sanitary waste and vent system.
  - o Sanitary waste and vent above ground will be service weight, no-hub cast iron pipe and

fittings with heavy duty couplings. Sanitary waste and vent below ground will be schedule 40 solid wall PVC with Domestic Waste Vent (DWV) fittings.

- Storm piping: Above grade and below ground.
  - o Garage will be schedule 40 solid wall PVC with DWV fittings.
  - o Office area above ground will be service weight, no-hub cast iron pipe with heavy duty couplings.
  - o Sanitary waste and vent below grade will be schedule 40 solid wall PVC with DWV.
- Sprinkler System: The garage will be protected with a manual dry pipe system.
  - o Sprinkler piping will be schedule 40 galvanized with galvanized fittings.
  - o Fire hose cabinets will be provided on each floor with a coverage distance of 130 feet. No sprinkler system is required for the office.

#### Equipment

The project will be served by the following plumbing equipment:

- Water heater – The office building will be served by a tank type electric water heater.

#### Plumbing Fixtures

The plumbing fixtures will be high efficiency water saving type. At a minimum, plumbing fixtures will include:

- Water closets: Porcelain wall mounted fixtures with 1.28 gallon per flush, sensor battery flush valves.
- Urinals: Porcelain wall mounted fixtures with 0.125 gallon per flush (gpm) sensor battery flush valves
- Lavatory: Porcelain fixtures with sensor battery faucets 0.5 gpm.
- Sink: Stainless Steel with 1.5 gpm swing spout gooseneck faucet.
- Mop sinks: Floor mounted terrazzo type.



## Telecommunications Narrative

### Data Communications

Existing campus infrastructure and duct system currently servicing campus buildings adjacent to the site will need to be re-routed outside the new Coliseum Parking Garage foot print.

Two redundant campus ductbank feeds to the garage Main Telecom Room (MDF) are required. Each feed will consist of two newly installed 4 inch schedule 40 conduits. Two 4 inch conduits in each feed will have three 3 inch 3-cell fabric mesh innerducts installed.

Redundant multi-strand single-mode fiber optic backbone outside plant cables will be fed from the existing campus network to the projects telecommunication Main Equipment Room (MDF). Due to the size of the building footprint two Telecom Rooms (IDF) are required.

The project shall meet Category 6 cabling performance standards. Each Telecommunications Outlet (TCO) will contain plenum, Category 6, 4 pair UTP copper cables unless otherwise indicated on the Telecommunications Drawings. All inserts will be flush-type mounted into conduit and boxes installed in the hollow wall space or in floor poke-thru devices. Typical outlets will consist of two data Category 6 cables with 568B terminations.

Typical Wireless Access Points (WAPS) will consist of two data Category 6 cable with 568B terminations. All inserts will be flush-type mounted into 2-port surface mount plenum box housed in a double gang electrical box with cover. A 20 feet service loop at the access point end is required for final placement of access point after post coverage survey. WAPS are provided by owner and installed by awarded contractor.

24-strand single-mode fiber backbone cables shall connect each new Intermediate Room (IDF)

to the Main Telecom Room (MDF).

Fiber cable termination hardware shall be mounted in one of the Contractor provided and installed 19 inches equipment racks in the TR Rooms. Fiber backbone shall terminate in, fully populated, rack mounted 2RU Fiber Shelf using ST connectors and cartridges.

Typical security IP camera will consist of one data Category 6 with 568B termination. All inserts will be flush-type mounted into 1-port surface mount box housed in a double gang electrical box with cover.

Horizontal data cabling shall terminate on rack mounted Category 6, patch panels in the MDF & IDF's, and on 568B Category 6 inserts at the outlet with a faceplate.

Contractor shall provide two Category 6 patch cords per horizontal data cable installed: 50% 5 feet Length and 50% 15 feet Length.

Contractor shall provide one duplex fiber optic patch cords per fiber termination; patch cords shall be consistent with fiber type.

Data communications equipment (data switches) are provided and installed by the Owner and will be sized to meet the existing needs of the facility with careful consideration of future growth.

### Voice Communications

25 pair plenum rated copper backbone cable shall connect the MDF to the new IDF's for analog phone lines.

Copper backbone cabling shall terminate on rack mounted patch panel hardware.

Voice communications equipment is provided and installed by the Owner. The project will provide space and connectivity for owner

furnished equipment with careful consideration of future growth.

### Communications Supplementary Components

The telecommunications cable distribution system will be run from each outlet above the finished ceiling in conduit, routed to the nearest Intermediate Room (IDF). The maximum allowed distance from the IDF patch panel to the workstation outlet is 295 feet. Horizontal conduit will connect the station outlet boxes with nearest appropriate cable pathway. Each outlet will consist of a double gang box fed by one 1 inch conduit with pull string.

Conduit shall be minimum 1 inch EMT and shall not exceed 100 feet or have more than two 90 degree bends between pull boxes.

Main Telecom Room (MDF) and other telecom rooms (IDF) to have a minimum clearance of 8 x 10 feet min. All rooms to have required heating and cooling.

Telecom Rooms (TR) shall have one 20-amp 120 volt single phase outlet per equipment rack and additional 30 amp 208 volt single phase per designated rack to power network switch equipment, with duplex convenience outlets every 6 feet on all four walls.

Contractor shall provide and install equipment racks in each IDF, and MDF. Racks should be properly bonded to the Telecommunications Main Grounding Bus Bar (TMGB), and the Telecommunications Grounding Bus Bar (TGB).

Telecom Room (TR) walls shall be covered with ¾ inch marine rated plywood, painted on both sides with fire retardant paint.

Chatsworth, 18 inch ladder rack shall be installed around the perimeter of the rooms and above the equipment racks as well as vertically adjacent to the riser pathway.

Additional outside plant conduit/duct bank along with maintenance holes will be required for connectivity to exterior systems.

“STI EZ Path” shall be utilized in high density wiring locations for all fire-stop penetrations.

### Electronic Safety and Security

#### Access Control

The new office and garage will be equipped with a Software House: C-Cure 9000 Access Control Management System (ACMS) controlling access into “high risk” areas within as defined by the SHSU Campus Safety. The system intent is to control and monitor access to areas that may contain items and/or information identified as valuable, and to allow access to appropriately authorized personnel only.

Access to secured areas will be controlled by the presentation of a credential (access card or finger print). The access control system has the ability to report back to centralized security monitoring location via the data network.

Electronic access controlled is recommended for all office entrances, telecom rooms, and other areas defined as secure space.

All cabling for the access control system shall be home run to the nearest Security Room (C-Cure 9000) Security Control Panel (SCP).

Access control doors are fed by security signal cable and require remote power distribution from the Security Room.

## Telecommunications Narrative

Doors secured with access control will be activated by a card reader or biometric reader from the entry side and crash bar or motion from the exit side. Access control cables will terminate in a separate security room, with request and report functions processed at the security monitoring location.

### Electronic Surveillance

Cameras for the video surveillance system shall be used for facial ID, activity detection, and panoramic IP (Axis Cameras and Milestone Xprotect Corporate Video Surveillance Software and NVR) unless otherwise directed by SHSU Campus Safety. The cameras will be cross connected to a dedicated network PoE device located in the IDF that transmits image data to a dedicated Network Video Recorder (NVR) for remote viewing and storage.

The video surveillance system will be capable of 24/7 recording and monitoring from a station in a security area of the facility as well as remote locations as dictated by SHSU Campus Safety.

Surveillance cameras are to view activity and people in entryways, elevator lobbies, gate entry/exit, vehicular directional pathways, and stairwell vestibules with sufficient resolution to make personal identification. Locations as directed by SHSU Campus Safety.

All category 6 cabling for the video Surveillance System shall be home run to IDF's.

NVR's (Milestone Xprotect Corporate) and monitoring station(s) for the video surveillance system are to be located as directed by SHSU Campus Safety.

Contractor shall provide one Category 6 patch cord per camera cable installed. 100% 3 feet length at outlet.

### Electronic Personnel Protection Systems

Emergency phone wall mounted call boxes shall be located and installed at egress to stairwells and elevator lobbies.

Emergency phone wall mounted call boxes require a 20A, 120V circuit and draw a minimum of 3 amperes under normal operation.

A single voice line shall be required to feed the emergency phone via a 1 inch conduit homerun to the nearest garage IDF.

Detailed Cost Estimate

## Detailed Cost Estimate

Project: Sam Houston State University Coliseum Parking Garage  
 Design Development Cost Estimate Summary



4/18/2019

Cost of Work Breakdown			
Garage Cost of Work		\$	8,148,916.00
Building Cost of Work		\$	1,001,959.00
SDI Sub Bonds	1.00%	\$	87,095.00
<b>Total Cost of Work</b>		<b>\$</b>	<b>9,237,970.00</b>
DB Associated Costs			
DB General Conditions		\$	532,439.00
GL and Insurance	0.40%	\$	38,976.00
P&P Bond	0.89%	\$	96,628.00
Builders Risk	0.15%	\$	16,267.00
<b>Total General Conditions</b>		<b>6.31% \$</b>	<b>684,310.00</b>
DB Fee	3.75%	\$	406,682.00
DB Contingency	4.76%	\$	515,880.00
<b>Total Fee/Contingency</b>		<b>\$</b>	<b>922,562.00</b>
<b>Total Construction Costs</b>		<b>\$</b>	<b>10,844,842.00</b>
Area of Savings Summary			
Total Construction Costs Prior to Savings		\$	10,844,842.00
Total Area of Savings Adjustments		\$	(903,975.00)
Adjusted Total		\$	9,940,867.00
<b>Total After Savings</b>		<b>\$</b>	<b>9,940,867.00</b>

Continue next page.

# Detailed Cost Estimate

Location	CSI-1	Description	Takeoff Quantity	Total Cost/Unit	Total Amount
<b>.02 Garage</b>					
	<b>01-00-00</b>	<b>GENERAL REQUIREMENTS</b>			
		<b>LAYOUT &amp; ENGINEERING</b>			
		Layout Buildings & Partitions	50,496.00 sf	0.08 /sf	3,912
		Site Engineer	8.00 wk	1,854.13 /wk	14,833
		Engineer Helper	8.00 wk	921.65 /wk	7,373
		Car Allowance	2.00 mo	400.00 /mo	800
		Mobile Phone	2.00 mo	150.00 /mo	300
		Gas Card	2.00 mo	450.00 /mo	900
		<b>LAYOUT &amp; ENGINEERING</b>	<b>198,012.00 sf</b>	<b>0.14 /sf</b>	<b>28,118</b>
		<b>TEMPORARY UTILITIES</b>			
		Temporary Water	Mo	/Mo	
		Month Electric Cost - Prior to Permanent Power	Mo	/Mo	
		Monthly Electric Cost - After Utility Connection	Mo	/Mo	
		<b>TEMPORARY UTILITIES</b>	<b>198,012.00 sf</b>	<b>/sf</b>	
		<b>EXPENDABLE TOOLS/GASOLINE/MISC. EQUIPMENT</b>			
		Expendable Tools	12.00 mo	541.25 /mo	6,495
		Gasoline for Misc. Equipment	3,114.00 gal	2.25 /gal	7,007
		Lull	4.00 mo	2,706.25 /mo	10,825
		Bobcat	6.00 mo	1,623.75 /mo	9,743
		<b>EXPENDABLE TOOLS/GASOLINE/MISC. EQUIPMENT</b>	<b>198,012.00 sf</b>	<b>0.17 /sf</b>	<b>34,069</b>
		<b>SAFETY</b>			
		Safety Lunches	6.00 ea	270.63 /ea	1,624
		Misc. Safety Item	1.00 ls	1,082.50 /ls	1,083
		OSHA Safety Meeting	52.00 wk	37.50 /wk	1,950
		Check Equipment Tool for Safety	1.00 ls	375.00 /ls	375
		Hard Hats and Goggle	1.00 ls	541.25 /ls	541
		Fire Extinguisher	21.00 ea	45.39 /ea	953
		<b>SAFETY</b>	<b>198,012.00 sf</b>	<b>0.03 /sf</b>	<b>6,526</b>
		<b>TESTING</b>			
		Testing Allowance Site	ls	/ls	
		Testing Allowance Concrete	ls	/ls	
		Testing Allowance Steel	ls	/ls	
		<b>TESTING</b>	<b>198,012.00 sf</b>	<b>/sf</b>	
		<b>DISTRIBUTIVE WORK</b>			
		Flagmen in Streets	519.00 mh	22.50 /mh	11,678
		Pump Water	346.00 mh	45.00 /mh	15,570
		Construction Fence Rental	1,355.00 lf	3.50 /lf	4,743
		Construction Fence Gate	3.00 ea	1,500.00 /ea	4,500
		Traffic Control	12.00 Mo	841.25 /Mo	10,095
		<b>DISTRIBUTIVE WORK</b>	<b>198,012.00 sf</b>	<b>0.24 /sf</b>	<b>46,585</b>
		<b>PROJECT CLEANING</b>			
		Construction Clean-up	198,012.00 sf	0.23 /sf	44,553
		Clean Streets	519.00 mh	31.07 /mh	16,124
		Final Clean & Washdown	198,012.00 sf	0.11 /sf	20,791
		Temporary Toilets	12.00 mo	541.25 /mo	6,495
		<b>PROJECT CLEANING</b>	<b>198,012.00 sf</b>	<b>0.44 /sf</b>	<b>87,963</b>
		<b>PERIMETER PROTECTION &amp; FLOOR OPENINGS</b>			
		Safety Rails - Floor Edge	3,280.00 lf	7.50 /lf	24,600
		<b>PERIMETER PROTECTION &amp; FLOOR OPENINGS</b>	<b>198,012.00 sf</b>	<b>0.12 /sf</b>	<b>24,600</b>
		<b>01-00-00 GENERAL REQUIREMENTS</b>	<b>198,012.00 sf</b>	<b>1.15 /sf</b>	<b>227,861</b>
	<b>02-00-00</b>	<b>EXISTING CONDITIONS</b>			
		<b>GENERAL CONDITIONS</b>			

Location	CSI-1	Description	Takeoff Quantity	Total Cost/Unit	Total Amount
		<b>GENERAL CONDITIONS</b>			
		Insurance and Liability for Abatement	1.00 ls	15,000.00 /ls	15,000
		<b>GENERAL CONDITIONS</b>	<b>198,012.00 sf</b>	<b>0.08 /sf</b>	<b>15,000</b>
		<b>SITE DEMOLITION</b>			
		Demo Structures	25,260.00 sf	4.50 /sf	113,670
		<b>SITE DEMOLITION</b>	<b>198,012.00 sf</b>	<b>0.57 /sf</b>	<b>113,670</b>
		<b>HAZARDOUS MATERIAL ABATEMENT</b>			
		Asbestos Abatement - Blding	25,260.00 sf	3.50 /sf	88,410
		<b>HAZARDOUS MATERIAL ABATEMENT</b>	<b>198,012.00 sf</b>	<b>0.45 /sf</b>	<b>88,410</b>
		<b>SITE DEMOLITION</b>			
		Remove Tree and Stump	5.00 ea	250.00 /ea	1,250
		Asphalt Demo	37,077.00 sf	0.45 /sf	16,685
		Remove Sidewalks	8,058.00 sf	1.25 /sf	10,073
		Remove Curb & Gutter	1,238.00 lf	4.00 /lf	4,952
		Saw Cut Road	182.00 lf	1.25 /lf	228
		Remove Light Pole Bases	3.00 ea	300.00 /ea	900
		Sawcut Asphalt	950.00 lf	1.25 /lf	1,188
		<b>SITE DEMOLITION</b>	<b>198,012.00 sf</b>	<b>0.18 /sf</b>	<b>35,274</b>
		<b>SANITARY SEWER</b>			
		Fill or Remove 8" SS Line	350.00 lf	10.00 /lf	3,500
		<b>SANITARY SEWER</b>	<b>198,012.00 sf</b>	<b>0.02 /sf</b>	<b>3,500</b>
		<b>02-00-00 EXISTING CONDITIONS</b>	<b>198,012.00 sf</b>	<b>1.29 /sf</b>	<b>255,854</b>
	<b>03-00-00</b>	<b>CONCRETE</b>			
		<b>AUGER CAST PILES</b>			
		Drilling/placement of piles 18" Diameter/80' deep	16,640.00 lf	25.10 /lf	417,664
		Dispose of Spoils	1,251.25 yd	12.00 /yd	15,015
		Bobcat	1.00 mn	1,623.75 /mn	1,624
		Bobcat - Operator	120.00 hr	37.50 /hr	4,500
		Bobcat - Fuel	420.00 gl	3.25 /gl	1,364
		Mobilization	1.00 ea	40,000.00 /ea	40,000
		Test Pile	1.00 ea	30,000.00 /ea	30,000
		<b>AUGER CAST PILES</b>	<b>198,012.00 sf</b>	<b>2.58 /sf</b>	<b>510,167</b>
		<b>CAST IN PLACE CONCRETE</b>			
		Foundations	50,496.00 sf	5.50 /sf	277,728
		SOG	50,496.00 sf	4.50 /sf	227,232
		Topping Slab	147,516.00 sf	4.25 /sf	626,943
		Backfill at Ramp	1,800.00 yd	22.66 /yd	40,779
		Cast in Place Wall	4,806.00 sf	27.00 /sf	129,762
		Elevator Pits	2.00 ea	6,500.00 /ea	13,000
		Perimeter Grade Beam	862.00 lf	25.00 /lf	21,550
		<b>CAST IN PLACE CONCRETE</b>	<b>198,012.00 sf</b>	<b>6.75 /sf</b>	<b>1,336,994</b>
		<b>STRUCTURAL PRE-CAST</b>			
		Precast Garage Structure	147,516.00 sf	16.00 /sf	2,360,256
		Additional Elevator Shaft	250.00 sf	16.00 /sf	4,000
		Walkway Balcony 6' wide	1,776.00 sf	35.00 /sf	62,160
		Design of Precast	1.00 ea	/ea	(134,259)
		<b>STRUCTURAL PRE-CAST</b>	<b>198,012.00 sf</b>	<b>11.58 /sf</b>	<b>2,292,157</b>
		<b>03-00-00 CONCRETE</b>	<b>198,012.00 sf</b>	<b>20.90 /sf</b>	<b>4,139,318</b>
	<b>05-00-00</b>	<b>METALS</b>			
		<b>MISC STEEL</b>			
		Bicycle Racks	1.00 ls	15,000.00 /ls	15,000
		<b>MISC STEEL</b>	<b>198,012.00 sf</b>	<b>0.08 /sf</b>	<b>15,000</b>
		<b>STRUCTURAL STEEL</b>			
		Framing at Metal Panel Exterior Horizontal at 10' oc- 6x4x1/4 Tube	45.00 tons	4,500.00 /tons	202,500
		Guard Rail at Stairs - Steel	539.00 lf	130.00 /lf	70,070
		Guard Rail at Walkway	296.00 lf	210.00 /lf	62,160



Detailed Cost Estimate

Location	CSI-1	Description	Takeoff Quantity	Total Cost/Unit	Total Amount
		<b>STRUCTURAL STEEL</b>			
		Decorative Pergola	788.00 sf	45.00 /sf	35,460
		<b>STRUCTURAL STEEL</b>	<b>198,012.00 sf</b>	<b>1.87 /sf</b>	<b>370,190</b>
		<b>BARRIER CABLES - VEHICLE STOP</b>			
		Barrier Cables / Handrail	lf	/lf	
		<b>BARRIER CABLES - VEHICLE STOP</b>	<b>198,012.00 sf</b>	<b>/sf</b>	
		<b>EXP.JOINT COVERS</b>			
		Floor Expan. Jt. Covers	lf	/lf	
		<b>EXP.JOINT COVERS</b>	<b>198,012.00 sf</b>	<b>/sf</b>	
		<b>EXTERIOR SUN CONTROL</b>			
		Walkway Canopy	3,033.00 sf	45.00 /sf	136,485
		<b>EXTERIOR SUN CONTROL</b>	<b>198,012.00 sf</b>	<b>0.69 /sf</b>	<b>136,485</b>
		<b>05-00-00 METALS</b>	<b>198,012.00 sf</b>	<b>2.64 /sf</b>	<b>521,675</b>
07-00-00		<b>THERM./ MOIST. PROTECTION</b>			
		<b>ROUGH CARPENTRY</b>			
		Rough Hardware	1.00 ls	1,291.25 /ls	1,291
		<b>ROUGH CARPENTRY</b>		<b>/sf</b>	<b>1,291</b>
		<b>WATERPROOFING</b>			
		Elevator Walls Waterproofing	1.00 ea	2,500.00 /ea	2,500
		Traffic Coating	sf	/sf	
		Caulking Joints	152,814.00 sf	0.35 /sf	53,485
		Caulking Joints Site	1.00 ls	7,500.00 /ls	7,500
		<b>WATERPROOFING</b>	<b>198,012.00 sf</b>	<b>0.32 /sf</b>	<b>63,485</b>
		<b>METAL WALL PANELS</b>			
		Metal Wall Panel Ends	7,280.90 sf	24.00 /sf	174,742
		Metal Wall Panel Sides	13,602.60 sf	24.00 /sf	326,462
		Metal Screen Infill	3,910.00 sf	30.00 /sf	117,300
		<b>METAL WALL PANELS</b>	<b>198,012.00 sf</b>	<b>3.12 /sf</b>	<b>618,504</b>
		<b>ELASTOMERIC MEMB.ROOFING</b>			
		Membrane Roofing	600.00 sf	18.00 /sf	10,800
		<b>ELASTOMERIC MEMB.ROOFING</b>	<b>198,012.00 sf</b>	<b>0.06 /sf</b>	<b>10,800</b>
		<b>APPLIED FIREPROOFING</b>			
		Spray Fireproofing	ls	/ls	
		Intumescent Paint	ls	/ls	
		<b>APPLIED FIREPROOFING</b>	<b>198,012.00 sf</b>	<b>/sf</b>	
		<b>07-00-00 THERM./ MOIST. PROTECTION</b>	<b>198,012.00 sf</b>	<b>3.51 /sf</b>	<b>694,080</b>
08-00-00		<b>OPENINGS</b>			
		<b>METAL FRAMED CURTAINWALL</b>			
		Store Front at Roof for Elevator	260.00 sf	75.00 /sf	19,500
		<b>METAL FRAMED CURTAINWALL</b>	<b>198,012.00 sf</b>	<b>0.10 /sf</b>	<b>19,500</b>
		<b>08-00-00 OPENINGS</b>	<b>198,012.00 sf</b>	<b>0.10 /sf</b>	<b>19,500</b>
09-00-00		<b>FINISHES</b>			
		<b>PAINTING</b>			
		Paint Railings	16.00 Ind	1,350.00 /Ind	21,600
		Paint Doors	8.00 ea	125.00 /ea	1,000
		<b>PAINTING</b>	<b>198,012.00 sf</b>	<b>0.11 /sf</b>	<b>22,600</b>
		<b>09-00-00 FINISHES</b>	<b>198,012.00 sf</b>	<b>0.11 /sf</b>	<b>22,600</b>
10-00-00		<b>SPECIALTIES</b>			
		<b>MISC STEEL</b>			
		Signage Allowance at Garage	1.00 ls	100,000.00 /ls	100,000
		<b>MISC STEEL</b>	<b>198,012.00 sf</b>	<b>0.51 /sf</b>	<b>100,000</b>
		<b>FIRE PROTECTION</b>			
		Extinguisher & Cabinets	40.00 ea	170.27 /ea	6,811
		<b>FIRE PROTECTION</b>	<b>198,012.00 sf</b>	<b>0.03 /sf</b>	<b>6,811</b>
		<b>10-00-00 SPECIALTIES</b>	<b>198,012.00 sf</b>	<b>0.54 /sf</b>	<b>106,811</b>
11-00-00		<b>EQUIPMENT</b>			

Location	CSI-1	Description	Takeoff Quantity	Total Cost/Unit	Total Amount
		<b>PARKING CONTROL</b>			
		Parking Detection Equipment/Counter System	1.00 ls	75,000.00 /ls	75,000
		<b>PARKING CONTROL</b>	<b>198,012.00 sf</b>	<b>0.38 /sf</b>	<b>75,000</b>
		<b>11-00-00 EQUIPMENT</b>	<b>198,012.00 sf</b>	<b>0.38 /sf</b>	<b>75,000</b>
14-00-00		<b>CONVEYING EQUIPMENT</b>			
		<b>ELECTRIC ELEVATORS</b>			
		Elevators	4.00 stps	33,250.00 /stps	133,000
		<b>ELECTRIC ELEVATORS</b>	<b>198,012.00 sf</b>	<b>0.67 /sf</b>	<b>133,000</b>
		<b>14-00-00 CONVEYING EQUIPMENT</b>	<b>198,012.00 sf</b>	<b>0.67 /sf</b>	<b>133,000</b>
21-00-00		<b>FIRE SUPPRESSION</b>			
		<b>FIRE PROTECTION</b>			
		Dry Standpipe Sys./ sf	198,012.00 sf	0.75 /sf	148,509
		<b>FIRE PROTECTION</b>	<b>198,012.00 sf</b>	<b>0.75 /sf</b>	<b>148,509</b>
		<b>21-00-00 FIRE SUPPRESSION</b>	<b>198,012.00 sf</b>	<b>0.75 /sf</b>	<b>148,509</b>
22-00-00		<b>PLUMBING</b>			
		<b>PLUMBING</b>			
		Plumbing Sub /sf	198,012.00 sf	1.50 /sf	297,018
		<b>PLUMBING</b>	<b>198,012.00 sf</b>	<b>1.50 /sf</b>	<b>297,018</b>
		<b>22-00-00 PLUMBING</b>	<b>198,012.00 sf</b>	<b>1.50 /sf</b>	<b>297,018</b>
23-00-00		<b>HVAC</b>			
		<b>HVAC</b>			
		Hvac Budget Commercial / sf Elevator Rooms	1.00 ea	10,000.00 /ea	10,000
		<b>HVAC</b>	<b>198,012.00 sf</b>	<b>0.05 /sf</b>	<b>10,000</b>
		<b>23-00-00 HVAC</b>	<b>198,012.00 sf</b>	<b>0.05 /sf</b>	<b>10,000</b>
26-00-00		<b>ELECTRICAL</b>			
		<b>ELECTRICAL</b>			
		Electrical	198,012.00 sf	2.34 /sf	463,030
		Generator	1.00 ea	80,000.00 /ea	80,000
		Electrical - Garage LED Lighting	198,012.00 sf	0.50 /sf	99,006
		Additional Elevator	250.00 sf	25.00 /sf	6,250
		<b>ELECTRICAL</b>	<b>198,012.00 sf</b>	<b>3.27 /sf</b>	<b>648,286</b>
		<b>26-00-00 ELECTRICAL</b>	<b>198,012.00 sf</b>	<b>3.27 /sf</b>	<b>648,286</b>
27-00-00		<b>COMMUNICATIONS</b>			
		<b>LOW VOLTAGE SYSTEMS</b>			
		Data Comm	198,012.00 sf	/sf	
		<b>LOW VOLTAGE SYSTEMS</b>	<b>198,012.00 sf</b>	<b>/sf</b>	
		<b>27-00-00 COMMUNICATIONS</b>	<b>198,012.00 sf</b>	<b>/sf</b>	
28-00-00		<b>ELEC. SAFETY-SECURITY</b>			
		<b>ELECTRICAL</b>			
		Fire Alarm	198,012.00 sf	0.16 /sf	32,000
		<b>ELECTRICAL</b>	<b>198,012.00 sf</b>	<b>0.16 /sf</b>	<b>32,000</b>
		<b>LOW VOLTAGE SYSTEMS</b>			
		Security and LPR Rough In	198,012.00 sf	0.25 /sf	49,503
		<b>LOW VOLTAGE SYSTEMS</b>	<b>198,012.00 sf</b>	<b>0.25 /sf</b>	<b>49,503</b>
		<b>28-00-00 ELEC. SAFETY-SECURITY</b>	<b>198,012.00 sf</b>	<b>0.41 /sf</b>	<b>81,503</b>
31-00-00		<b>EARTHWORK</b>			
		<b>MISC STEEL</b>			
		Dewatering/Underground Unforeseens	1.00 ls	50,000.00 /ls	50,000
		<b>MISC STEEL</b>	<b>198,012.00 sf</b>	<b>0.25 /sf</b>	<b>50,000</b>
		<b>EARTHWORK</b>			
		Cut	4,289.50 yd	13.50 /yd	57,908
		Fill	6,060.00 yd	8.00 /yd	48,480
		Import	6,060.00 yd	12.00 /yd	72,720
		<b>EARTHWORK</b>	<b>198,012.00 sf</b>	<b>0.91 /sf</b>	<b>179,108</b>
		<b>SOIL STABILIZATION</b>			

Detailed Cost Estimate

Location	CSI-1	Description	Takeoff Quantity	Total Cost/Unit	Total Amount
		<b>SOIL STABILIZATION</b>			
		Lime Injection	4,200.00 sy	5.00 /sy	21,000
		<b>SOIL STABILIZATION</b>	<b>198,012.00 sf</b>	<b>0.11 /sf</b>	<b>21,000</b>
		<b>SOIL TREATMENT</b>			
		Termite Control	50,496.00 sf	0.12 /sf	6,060
		<b>SOIL TREATMENT</b>	<b>198,012.00 sf</b>	<b>0.03 /sf</b>	<b>6,060</b>
		<b>EROSION CONTROL</b>			
		Inlet Protection	5.00 ea	350.00 /ea	1,750
		Silt Fence	1,355.00 lf	3.50 /lf	4,743
		Stabilized Construction Entrance	1,500.00 sf	1.89 /sf	2,833
		Erosion Control Maintenance	80.00 hr	45.00 /hr	3,600
		<b>EROSION CONTROL</b>	<b>198,012.00 sf</b>	<b>0.07 /sf</b>	<b>12,926</b>
		<b>SUBSURFACE DRAINAGE</b>			
		French Drain and Pipe	400.00 lf	30.00 /lf	12,000
		<b>SUBSURFACE DRAINAGE</b>	<b>198,012.00 sf</b>	<b>0.06 /sf</b>	<b>12,000</b>
		<b>31-00-00 EARTHWORK</b>	<b>198,012.00 sf</b>	<b>1.42 /sf</b>	<b>281,093</b>
	<b>32-00-00</b>	<b>EXTERIOR IMPROVEMENTS</b>			
		<b>ASPHALT PAVING</b>			
		<i>Asphalt Paving - New - HEAVY DUTY</i>	<i>sy</i>	<i>/sy</i>	
		<b>ASPHALT PAVING</b>	<b>198,012.00 sf</b>	<b>/sf</b>	
		<b>CONCRETE PAVING</b>			
		Stone Base	120.00 tn	28.32 /tn	3,398
		Sidewalks - Broom LD	3,295.00 sf	7.50 /sf	24,713
		Sidewalks - Handicap	154.00 sf	12.00 /sf	1,848
		Concrete Paving - Entrance Apron	1,500.00 sf	9.00 /sf	13,500
		Sidewalks - Scored	3,124.00 sf	10.00 /sf	31,240
		Transformer Pad	80.00 sf	12.00 /sf	960
		Paving Utility Pour Back	3,124.00 sf	10.00 /sf	31,240
		<b>CONCRETE PAVING</b>	<b>198,012.00 sf</b>	<b>0.54 /sf</b>	<b>106,898</b>
		<b>CURBS &amp; GUTTERS</b>			
		Curb and Gutter	200.00 lf	18.00 /lf	3,600
		Extruded Curb	204.00 lf	18.00 /lf	3,672
		<b>CURBS &amp; GUTTERS</b>	<b>198,012.00 sf</b>	<b>0.04 /sf</b>	<b>7,272</b>
		<b>MISC SITE CONCRETE</b>			
		Bollards	21.00 ea	350.00 /ea	7,350
		<b>MISC SITE CONCRETE</b>	<b>198,012.00 sf</b>	<b>0.04 /sf</b>	<b>7,350</b>
		<b>LANDSCAPE &amp; IRRIGATION ALLOWANCE</b>			
		Sod (Palisade)	2,300.00 sy	7.75 /sy	17,825
		Irrigation	8.00 zn	2,250.00 /zn	18,000
		Canopy Tree	20.00 ea	950.00 /ea	19,000
		Shrubs	275.00 ea	75.00 /ea	20,625
		<b>LANDSCAPE &amp; IRRIGATION ALLOWANCE</b>	<b>198,012.00 sf</b>	<b>0.38 /sf</b>	<b>75,450</b>
		<b>FENCES &amp; GATES</b>			
		Generator Screen Allow	1.00 ea	4,538.75 /ea	4,539
		<b>FENCES &amp; GATES</b>	<b>198,012.00 sf</b>	<b>0.02 /sf</b>	<b>4,539</b>
		<b>PARKING BUMPERS</b>			
		Parking Bumpers at Handicap	15.00 ea	125.00 /ea	1,875
		<b>PARKING BUMPERS</b>	<b>198,012.00 sf</b>	<b>0.01 /sf</b>	<b>1,875</b>
		<b>PAINTING</b>			
		Striping	578.00 spa	25.00 /spa	14,450
		<b>PAINTING</b>	<b>198,012.00 sf</b>	<b>0.07 /sf</b>	<b>14,450</b>
		<b>32-00-00 EXTERIOR IMPROVEMENTS</b>	<b>198,012.00 sf</b>	<b>1.10 /sf</b>	<b>217,834</b>
	<b>33-00-00</b>	<b>UTILITIES</b>			
		<b>WATER DISTRIBUTION</b>			
		Waterline and Infill	250.00 lf	18.00 /lf	4,500
		Fire Line	250.00 lf	45.00 /lf	11,250

Location	CSI-1	Description	Takeoff Quantity	Total Cost/Unit	Total Amount
		<b>WATER DISTRIBUTION</b>			
		PIV at Fire Line	1.00 ea	3,500.00 /ea	3,500
		<b>WATER DISTRIBUTION</b>	<b>198,012.00 sf</b>	<b>0.10 /sf</b>	<b>19,250</b>
		<b>SANITARY SEWER</b>			
		Sanitary Sewer Line	1,035.00 lf	110.00 /lf	113,850
		Manhole	5.00 ea	4,000.00 /ea	20,000
		Manhole Remove and Replace	2.00 ea	6,500.00 /ea	13,000
		<b>SANITARY SEWER</b>	<b>198,012.00 sf</b>	<b>0.74 /sf</b>	<b>146,850</b>
		<b>GAS</b>			
		Gasline to Genset	125.00 lf	30.00 /lf	3,750
		<b>GAS</b>	<b>198,012.00 sf</b>	<b>0.02 /sf</b>	<b>3,750</b>
		<b>STORM DRAINAGE</b>			
		Plug Storm Line	1.00 ea	750.00 /ea	750
		Remove Drainage Structure	2.00 ea	750.00 /ea	1,500
		Storm Drain - Remove and Infill	73.00 lf	45.00 /lf	3,285
		5' Manhole	1.00 ea	3,150.00 /ea	3,150
		RCP 24"	181.00 lf	75.00 /lf	13,575
		RCP 36"	137.00 lf	90.00 /lf	12,330
		RCP 18"	58.00 lf	48.00 /lf	2,784
		Curb Drain Inlet	2.00 ea	2,500.00 /ea	5,000
		Area Inlet	4.00 ea	1,500.00 /ea	6,000
		Storm Junction Box	2.00 ea	3,500.00 /ea	7,000
		<b>STORM DRAINAGE</b>	<b>198,012.00 sf</b>	<b>0.28 /sf</b>	<b>55,374</b>
		<b>ELECTRICAL</b>			
		Site Electrical Duct Bank	350.00 lf	125.00 /lf	43,750
		<b>ELECTRICAL</b>	<b>198,012.00 sf</b>	<b>0.22 /sf</b>	<b>43,750</b>
		<b>33-00-00 UTILITIES</b>	<b>198,012.00 sf</b>	<b>1.36 /sf</b>	<b>268,974</b>
		<b>.02 Garage</b>	<b>198,012.00 sf</b>	<b>41.15 /sf</b>	<b>8,148,916</b>
<b>.03 Building</b>					
	<b>01-00-00</b>	<b>GENERAL REQUIREMENTS</b>			
		<b>LAYOUT &amp; ENGINEERING</b>			
		Layout Buildings & Partitions	4,436.00 sf	0.08 /sf	344
		<b>LAYOUT &amp; ENGINEERING</b>	<b>4,436.00 sf</b>	<b>0.08 /sf</b>	<b>344</b>
		<b>TEMPORARY UTILITIES</b>			
		<i>Temporary Water</i>	<i>Mo</i>	<i>/Mo</i>	
		<i>Month Electric Cost - Prior to Permanent Power</i>	<i>Mo</i>	<i>/Mo</i>	
		<i>Monthly Electric Cost - After Utility Connection</i>	<i>Mo</i>	<i>/Mo</i>	
		<b>TEMPORARY UTILITIES</b>	<b>4,436.00 sf</b>	<b>/sf</b>	
		<b>EXPENDABLE TOOLS/GASOLINE/MISC. EQUIPMENT</b>			
		Expendable Tools	6.00 mo	541.25 /mo	3,248
		Gasoline for Misc. Equipment	778.50 gal	2.25 /gal	1,752
		<b>EXPENDABLE TOOLS/GASOLINE/MISC. EQUIPMENT</b>	<b>4,436.00 sf</b>	<b>1.13 /sf</b>	<b>4,999</b>
		<b>SAFETY</b>			
		Fire Extinguisher	2.00 ea	45.39 /ea	91
		<b>SAFETY</b>	<b>4,436.00 sf</b>	<b>0.02 /sf</b>	<b>91</b>
		<b>TESTING</b>			
		<i>Testing Allowance Site</i>	<i>Is</i>	<i>/Is</i>	
		<i>Testing Allowance Concrete</i>	<i>Is</i>	<i>/Is</i>	
		<i>Testing Allowance Steel</i>	<i>Is</i>	<i>/Is</i>	
		<b>TESTING</b>	<b>4,436.00 sf</b>	<b>/sf</b>	
		<b>PROJECT CLEANING</b>			
		Construction Clean-up	4,436.00 sf	0.23 /sf	998
		Final Clean	4,436.00 sf	2.04 /sf	9,038

# Detailed Cost Estimate

Location	CSI-1	Description	Takeoff Quantity	Total Cost/Unit	Total Amount
		<b>PROJECT CLEANING</b>	4,436.00 sf	2.26 /sf	10,036
		<b>01-00-00 GENERAL REQUIREMENTS</b>	4,436.00 sf	3.49 /sf	15,469
	<b>03-00-00</b>	<b>CONCRETE</b>			
		<b>CAST IN PLACE CONCRETE</b>			
		SOG	4,436.00 sf	6.00 /sf	26,616
		Foundations	4,436.00 sf	9.00 /sf	39,924
		<b>CAST IN PLACE CONCRETE</b>	4,436.00 sf	15.00 /sf	66,540
		<b>03-00-00 CONCRETE</b>	4,436.00 sf	15.00 /sf	66,540
	<b>04-00-00</b>	<b>MASONRY</b>			
		<b>CONCRETE MASONRY UNITS</b>			
		Block Masonry	3,065.00 sf	14.00 /sf	42,910
		<b>CONCRETE MASONRY UNITS</b>	4,436.00 sf	9.67 /sf	42,910
		<b>04-00-00 MASONRY</b>	4,436.00 sf	9.67 /sf	42,910
	<b>05-00-00</b>	<b>METALS</b>			
		<b>STRUCTURAL STEEL</b>			
		Structural Steel / Tons	29.28 tn	4,093.88 /tn	119,869
		<b>STRUCTURAL STEEL</b>	4,436.00 sf	27.02 /sf	119,869
		<b>05-00-00 METALS</b>	4,436.00 sf	27.02 /sf	119,869
	<b>06-00-00</b>	<b>WOOD &amp; PLASTIC</b>			
		<b>ROUGH CARPENTRY</b>			
		Rough Carpentry	4,436.00 sf	1.29 /sf	5,728
		<b>ROUGH CARPENTRY</b>	4,436.00 sf	1.29 /sf	5,728
		<b>CABINETS</b>			
		Base Cabinet	101.00 lf	368.13 /lf	37,181
		Wall Cabinet	49.00 lf	202.81 /lf	9,938
		<b>CABINETS</b>	4,436.00 sf	10.62 /sf	47,118
		<b>COUNTER TOPS</b>			
		Solid Surface Counter Top	101.00 lf	134.93 /lf	13,627
		<b>COUNTER TOPS</b>	4,436.00 sf	3.07 /sf	13,627
		<b>06-00-00 WOOD &amp; PLASTIC</b>	4,436.00 sf	14.99 /sf	66,474
	<b>07-00-00</b>	<b>THERM./ MOIST. PROTECTION</b>			
		<b>DAMP PROOFING</b>			
		Dampproofing/ sf	5,304.00 sf	3.50 /sf	18,564
		<b>DAMP PROOFING</b>	4,436.00 sf	4.19 /sf	18,564
		<b>WATERPROOFING</b>			
		Caulking Joints	4,436.00 sf	0.35 /sf	1,553
		<b>WATERPROOFING</b>	4,436.00 sf	0.35 /sf	1,553
		<b>METAL WALL PANELS</b>			
		Metal Wall Panel	2,140.00 sf	24.00 /sf	51,360
		<b>METAL WALL PANELS</b>	4,436.00 sf	11.58 /sf	51,360
		<b>ELASTOMERIC MEMB. ROOFING</b>			
		Membrane Roofing	4,436.00 sf	12.00 /sf	53,232
		<b>ELASTOMERIC MEMB. ROOFING</b>	4,436.00 sf	12.00 /sf	53,232
		<b>07-00-00 THERM./ MOIST. PROTECTION</b>	4,436.00 sf	28.11 /sf	124,709
	<b>08-00-00</b>	<b>OPENINGS</b>			
		<b>STEEL DOORS/FRAMES</b>			
		Metal Door Material-Std. 3068	4.00 ea	284.68 /ea	1,139
		Sgl. Door Frame Material 3068	15.00 ea	342.36 /ea	5,135
		<b>STEEL DOORS/FRAMES</b>	4,436.00 sf	1.41 /sf	6,274
		<b>WOOD DOORS</b>			
		S.C. Wood Doors	11.00 ea	339.02 /ea	3,729
		<b>WOOD DOORS</b>	4,436.00 sf	0.84 /sf	3,729
		<b>COILING DOORS/GRILLS</b>			
		Coiling Counter Doors	1.00 ea	5,000.00 /ea	5,000

Location	CSI-1	Description	Takeoff Quantity	Total Cost/Unit	Total Amount
		<b>COILING DOORS/GRILLS</b>	4,436.00 sf	1.13 /sf	5,000
		<b>DOOR HARDWARE</b>			
		Hardware Sets	15.00 ea	338.13 /ea	5,072
		<b>DOOR HARDWARE</b>	4,436.00 sf	1.14 /sf	5,072
		<b>METAL FRAMED CURTAINWALL</b>			
		Entrnace of Building 12' Tall	1,678.00 sf	75.00 /sf	125,850
		Double Door at Entrance	1.00 ea	2,000.00 /ea	2,000
		<b>METAL FRAMED CURTAINWALL</b>	4,436.00 sf	28.82 /sf	127,850
		<b>08-00-00 OPENINGS</b>	4,436.00 sf	33.35 /sf	147,925
	<b>09-00-00</b>	<b>FINISHES</b>			
		<b>GYP LT.GA. WALLS</b>			
		Lt. Ga. Interior Wall	6,033.00 sf	7.00 /sf	42,231
		Lt. Ga. Exterior Wall	4,304.00 sf	8.00 /sf	34,432
		<b>GYP LT.GA. WALLS</b>	4,436.00 sf	17.28 /sf	76,663
		Porcelain Tile			
		Ceramic Wall Tile	401.00 sf	10.00 /sf	4,010
		Ceramic Floor Tile	198.00 sf	10.00 /sf	1,980
		Porcelain Tile	4,436.00 sf	1.35 /sf	5,990
		<b>ACOUSTIC CEILINGS</b>			
		Acoustic Ceiling Complete	1,559.00 sf	4.50 /sf	7,016
		<b>ACOUSTIC CEILINGS</b>	4,436.00 sf	1.58 /sf	7,016
		<b>RESILIENT FLOORING</b>			
		12x12 VCT Flooring	2,500.00 sf	5.71 /sf	14,266
		Luxury Vinyl Tile	600.00 sf	10.51 /sf	6,306
		<b>RESILIENT FLOORING</b>	4,436.00 sf	4.64 /sf	20,572
		<b>CARPET</b>			
		Carpet Tiles	80.00 sy	52.00 /sy	4,160
		<b>CARPET</b>	4,436.00 sf	0.94 /sf	4,160
		<b>PAINTING</b>			
		Paint Sheetrock	4,436.00 sf	2.75 /sf	12,199
		Sealed Concrete	320.00 sf	0.75 /sf	240
		<b>PAINTING</b>	4,436.00 sf	2.80 /sf	12,439
		<b>09-00-00 FINISHES</b>	4,436.00 sf	28.59 /sf	126,840
	<b>10-00-00</b>	<b>SPECIALTIES</b>			
		<b>MARKERBOARDS</b>			
		Markerboard	6.00 ea	465.07 /ea	2,790
		<b>MARKERBOARDS</b>	4,436.00 sf	0.63 /sf	2,790
		<b>FIRE PROTECTION</b>			
		Extinguisher & Cabinets	2.00 ea	170.27 /ea	341
		<b>FIRE PROTECTION</b>	4,436.00 sf	0.08 /sf	341
		<b>EXTERIOR SUN CONTROL</b>			
		Sun Control Device Bid	210.00 sf	45.00 /sf	9,450
		<b>EXTERIOR SUN CONTROL</b>	4,436.00 sf	2.13 /sf	9,450
		<b>TOILET ACCESSORIES</b>			
		Towel Dispenser - Surface	2.00 ea	222.77 /ea	446
		Soap Dispenser	2.00 ea	87.03 /ea	174
		Grab Bar	6.00 ea	114.51 /ea	687
		Framed Mirrors	2.00 ea	174.05 /ea	348
		Mop and Broom Holders	1.00 ea	118.40 /ea	118
		Fem.Nap.Dispenser	1.00 ea	152.40 /ea	152
		Fem.Nap.Disposal	1.00 ea	109.10 /ea	109
		<b>TOILET ACCESSORIES</b>	4,436.00 sf	0.46 /sf	2,035
		<b>10-00-00 SPECIALTIES</b>	4,436.00 sf	3.30 /sf	14,616
	<b>12-00-00</b>	<b>FURNISHINGS</b>			
		<b>WINDOW TREATMENTS</b>			

# Detailed Cost Estimate

**Design Development Estimate**  
Sam Houston State University Coliseum Parking Garage

Page 9  
04/18/2019

Location	CSI-1	Description	Takeoff Quantity	Total Cost/Unit	Total Amount
		<b>WINDOW TREATMENTS</b>			
		Window Covering	1,050.00 sf	4.50 /sf	4,725
		<b>WINDOW TREATMENTS</b>	<b>4,436.00 sf</b>	<b>1.07 /sf</b>	<b>4,725</b>
		<b>12-00-00 FURNISHINGS</b>	<b>4,436.00 SF</b>	<b>1.07 /SF</b>	<b>4,725</b>
	<b>21-00-00</b>	<b>FIRE SUPPRESSION</b>			
		<b>FIRE PROTECTION</b>			
		Wet System at Office	4,436.00 sf	5.00 /sf	22,180
		<b>FIRE PROTECTION</b>	<b>4,436.00 sf</b>	<b>5.00 /sf</b>	<b>22,180</b>
		<b>21-00-00 FIRE SUPPRESSION</b>	<b>4,436.00 sf</b>	<b>5.00 /sf</b>	<b>22,180</b>
	<b>22-00-00</b>	<b>PLUMBING</b>			
		<b>PLUMBING</b>			
		Plumbing Sub /sf Office	4,436.00 sf	8.00 /sf	35,488
		<b>PLUMBING</b>	<b>4,436.00 sf</b>	<b>8.00 /sf</b>	<b>35,488</b>
		<b>22-00-00 PLUMBING</b>	<b>4,436.00 sf</b>	<b>8.00 /sf</b>	<b>35,488</b>
	<b>23-00-00</b>	<b>HVAC</b>			
		<b>HVAC</b>			
		Hvac Budget Commercial / sf Office	4,436.00 sf	20.00 /sf	88,720
		<b>HVAC</b>	<b>4,436.00 sf</b>	<b>20.00 /sf</b>	<b>88,720</b>
		<b>23-00-00 HVAC</b>	<b>4,436.00 sf</b>	<b>20.00 /sf</b>	<b>88,720</b>
	<b>26-00-00</b>	<b>ELECTRICAL</b>			
		<b>ELECTRICAL</b>			
		Electrical - Office	4,436.00 sf	17.50 /sf	77,630
		<b>ELECTRICAL</b>	<b>4,436.00 sf</b>	<b>17.50 /sf</b>	<b>77,630</b>
		<b>26-00-00 ELECTRICAL</b>	<b>4,436.00 sf</b>	<b>17.50 /sf</b>	<b>77,630</b>
	<b>27-00-00</b>	<b>COMMUNICATIONS</b>			
		<b>LOW VOLTAGE SYSTEMS</b>			
		Data/Phone	4,436.00 sf	5.00 /sf	22,180
		<b>LOW VOLTAGE SYSTEMS</b>	<b>4,436.00 sf</b>	<b>5.00 /sf</b>	<b>22,180</b>
		<b>27-00-00 COMMUNICATIONS</b>	<b>4,436.00 sf</b>	<b>5.00 /sf</b>	<b>22,180</b>
	<b>28-00-00</b>	<b>ELEC. SAFETY-SECURITY</b>			
		<b>ELECTRICAL</b>			
		Fire Alarm	4,436.00 sf	1.00 /sf	4,436
		<b>ELECTRICAL</b>	<b>4,436.00 sf</b>	<b>1.00 /sf</b>	<b>4,436</b>
		<b>LOW VOLTAGE SYSTEMS</b>			
		Access Control	4,436.00 sf	1.50 /sf	6,654
		<b>LOW VOLTAGE SYSTEMS</b>	<b>4,436.00 sf</b>	<b>1.50 /sf</b>	<b>6,654</b>
		<b>28-00-00 ELEC. SAFETY-SECURITY</b>	<b>4,436.00 sf</b>	<b>2.50 /sf</b>	<b>11,090</b>
	<b>31-00-00</b>	<b>EARTHWORK</b>			
		<b>EARTHWORK</b>			
		Cut 2'	375.00 yd	13.50 /yd	5,063
		Fill 2'	375.00 yd	8.00 /yd	3,000
		Import 2'	375.00 yd	10.00 /yd	3,750
		<b>EARTHWORK</b>	<b>4,436.00 sf</b>	<b>2.66 /sf</b>	<b>11,813</b>
		<b>SOIL STABILIZATION</b>			
		Lime Injection	450.00 sy	5.00 /sy	2,250
		<b>SOIL STABILIZATION</b>	<b>4,436.00 sf</b>	<b>0.51 /sf</b>	<b>2,250</b>
		<b>SOIL TREATMENT</b>			
		Termite Control	4,436.00 sf	0.12 /sf	532
		<b>SOIL TREATMENT</b>	<b>4,436.00 sf</b>	<b>0.12 /sf</b>	<b>532</b>
		<b>31-00-00 EARTHWORK</b>	<b>4,436.00 sf</b>	<b>3.29 /sf</b>	<b>14,595</b>
		<b>.03 Building</b>	<b>4,436.00 sf</b>	<b>225.87 /sf</b>	<b>1,001,959</b>

# Detailed Cost Estimate

Project: Sam Houston State University Coliseum Parking Garage  
 Design Development Cost Estimate Compared with 3rd Party Estimate  
 Prepared by Flintco and Halford Busby



4/18/2019

Garage Breakdown			Flintco		Busby		Delta
Area	Cost	\$/SF	Cost	\$/SF	Cost	\$/SF	
01-00-00	GENERAL REQUIREMENTS	198,012.00 SF	\$227,861	\$1.15	\$227,861	\$1.15	\$0
02-00-00	EXISTING CONDITIONS	198,012.00 SF	\$255,854	\$1.29	\$249,412	\$1.26	\$6,442
03-00-00	CONCRETE	198,012.00 SF	\$4,139,318	\$20.90	\$4,285,112	\$21.64	-\$145,794
05-00-00	METALS	198,012.00 SF	\$521,675	\$2.63	\$503,410	\$2.54	\$18,265
06-00-00	WOOD & PLASTIC	198,012.00 SF	\$0.00	\$0.00	\$0	\$0.00	\$0
07-00-00	THERM./ MOIST. PROTECTION	198,012.00 SF	\$694,080	\$3.51	\$671,626	\$3.39	\$22,454
08-00-00	OPENINGS	198,012.00 SF	\$19,500	\$0.10	\$18,200	\$0.09	\$1,300
09-00-00	FINISHES	198,012.00 SF	\$22,600	\$0.11	\$23,774	\$0.12	-\$1,174
10-00-00	SPECIALTIES	198,012.00 SF	\$106,811	\$0.54	\$106,800	\$0.54	\$11
11-00-00	EQUIPMENT	198,012.00 SF	\$75,000	\$0.38	\$79,246	\$0.40	-\$4,246
14-00-00	CONVEYING EQUIPMENT	198,012.00 SF	\$133,000	\$0.67	\$140,000	\$0.71	-\$7,000
21-00-00	FIRE SUPPRESSION	198,012.00 SF	\$148,509	\$0.75	\$148,586	\$0.75	-\$77
22-00-00	PLUMBING	198,012.00 SF	\$297,018	\$1.50	\$272,644	\$1.38	\$24,374
23-00-00	HVAC	198,012.00 SF	\$10,000	\$0.05	\$10,000	\$0.05	\$0
26-00-00	ELECTRICAL	198,012.00 SF	\$648,286	\$3.27	\$686,845	\$3.47	-\$38,559
27-00-00	COMMUNICATIONS	198,012.00 SF	\$0.00	\$0.00	\$0	\$0.00	\$0
28-00-00	ELEC. SAFETY-SECURITY	198,012.00 SF	\$81,503	\$0.41	\$83,208	\$0.42	-\$1,705
31-00-00	EARTHWORK	198,012.00 SF	\$281,093	\$1.42	\$279,294	\$1.41	\$1,799
32-00-00	EXTERIOR IMPROVEMENTS	198,012.00 SF	\$217,834	\$1.10	\$198,785	\$1.00	\$19,049
33-00-00	UTILITIES	198,012.00 SF	\$268,974	\$1.36	\$267,400	\$1.35	\$1,574
<b>Garage Total</b>			<b>\$8,148,916</b>	<b>\$41.15</b>	<b>\$8,252,203</b>	<b>\$41.68</b>	<b>-\$103,287</b>

Building Breakdown			Flintco		Busby		Delta
Area	Cost	\$/SF	Cost	\$/SF	Cost	\$/SF	
01-00-00	GENERAL REQUIREMENTS	4,436.00 SF	\$15,469	\$3.49	\$15,469	\$3.49	\$0
03-00-00	CONCRETE	4,436.00 SF	\$66,540	\$15.00	\$66,889	\$15.08	-\$349
04-00-00	MASONRY	4,436.00 SF	\$42,910	\$9.67	\$42,910	\$9.67	\$0
05-00-00	METALS	4,436.00 SF	\$119,869	\$27.02	\$128,250	\$28.91	-\$8,381
06-00-00	WOOD & PLASTIC	4,436.00 SF	\$66,474	\$14.99	\$64,458	\$14.53	\$2,016
07-00-00	THERM./ MOIST. PROTECTION	4,436.00 SF	\$124,709	\$28.11	\$126,428	\$28.50	-\$1,719
08-00-00	OPENINGS	4,436.00 SF	\$147,925	\$33.35	\$133,275	\$30.04	\$14,650
09-00-00	FINISHES	4,436.00 SF	\$126,840	\$28.59	\$117,343	\$26.45	\$9,497
10-00-00	SPECIALTIES	4,436.00 SF	\$14,616	\$3.29	\$14,440	\$3.26	\$176
12-00-00	FURNISHINGS	4,436.00 SF	\$4,725	\$1.07	\$5,270	\$1.19	-\$545
21-00-00	FIRE SUPPRESSION	4,436.00 SF	\$22,180	\$5.00	\$23,065	\$5.20	-\$885
22-00-00	PLUMBING	4,436.00 SF	\$35,488	\$8.00	\$36,985	\$8.34	-\$1,497
23-00-00	HVAC	4,436.00 SF	\$88,720	\$20.00	\$87,728	\$19.78	\$992
26-00-00	ELECTRICAL	4,436.00 SF	\$77,630	\$17.50	\$83,034	\$18.72	-\$5,404
27-00-00	COMMUNICATIONS	4,436.00 SF	\$22,180	\$5.00	\$20,759	\$4.68	\$1,421
28-00-00	ELEC. SAFETY-SECURITY	4,436.00 SF	\$11,090	\$2.50	\$11,533	\$2.60	-\$443
31-00-00	EARTHWORK	4,436.00 SF	\$14,594	\$3.29	\$16,146	\$3.64	-\$1,552
<b>Building Total</b>			<b>\$1,001,959</b>	<b>\$225.87</b>	<b>\$993,982</b>	<b>\$224.07</b>	<b>\$7,977</b>

### Total Cost of Work Comparison

	Flintco		Busby		Delta
	Rate	Cost	Rate	Cost	
TOTAL COST OF WORK		\$9,150,875		\$ 9,246,185.00	\$ (95,310)
DB GENERAL CONDITIONS		\$ 532,439.00		\$ 506,077.00	-1.04%
SUB BONDS	1%	\$ 87,095.00	1%	\$ 88,050.00	
GL AND INSURANCE	0.40%	\$ 38,976.00	0.40%	\$ 39,353.00	
P&P BOND	0.891%	\$ 96,628.00	0.891%	\$ 97,561.00	
BUILDERS RISK	0.15%	\$ 16,267.00	0.15%	\$ 16,425.00	
DB FEE	3.75%	\$ 406,682.00	3.75%	\$ 410,610.00	
DB CONTINGENCY	4.76%	\$ 515,880.00	5%	\$ 547,480.00	
<b>Grand Total</b>		<b>\$10,844,842</b>		<b>\$10,951,741</b>	<b>-\$106,899</b>

Sam Houston State University Coliseum Parking Garage  
 Flintco/Page Design Development Estimate Review



4/18/2019

Item	Description	Potential Savings	Approved	Total Savings
1	Reduce height of Glass			
	Replace Curtain Wall with Alt System	\$ 41,950.00	x	\$ 41,950.00
2	Eliminate Canopy of West Elevation*			
	Delete Canopy on West Elevation	\$ 54,990.00	x	\$ 54,990.00
3	Office Building			
	Shell of office only. No interior work.	\$ 201,140.00	-	
4	Reduce Metal Panel Scenarios			
	S2 South Elevation Deduct 1914 sq.ft.	\$ 45,936.00	x	\$ 45,936.00
	S3 North Elevation Deduct 5495 sq.ft. Add Precast	\$ 134,355.00	x	\$ 134,355.00
	S1 West Elevation Deduct 1090 sq.ft.	\$ 26,160.00	x	\$ 26,160.00
5	Reduce Garage Size			
	Total Reduction of Precast of 12,741 sq.ft.	\$ 195,482.00	x	\$ 195,482.00
6	Geopier ILO AugerCast Piles			
	Saves Time and Money	\$ 70,000.00	x	\$ 70,000.00
7	Adjust Architectural Precast Finish			
	Precast covered by panel to be standard grey finish	\$ 45,000.00	x	\$ 45,000.00
8	Work in Bowers*			
	Work in Bowers - Storm and Sewer	\$ 174,120.00	x	\$ 174,120.00
9	Reduce Graphic Budget			
	Based on information provided by Design Team	\$ 25,000.00	x	\$ 25,000.00

Total		\$ 812,993.00
Insurance, Bond, Profit, and Contingency	11.191%	\$ 90,982.00
Total Area of Savings		\$ 903,975.00
DD Estimate		\$ 10,844,842.00
Updated DD Estimate After Savings		\$ 9,940,867.00

\* Items will be bid as an alternate



Board of Regents Design Development Submittal  
 May 23-24, 2019

Project  
 SHSU Coliseum Parking Garage

Client  
 Sam Houston State University

Total Project Costs



## Total Project Costs

<b>Total Estimated Construction Cost:</b>	<b>\$ 9,940,867</b>
<b>D/B Pre-Construction Services</b>	<b>\$225,921</b>
<b>Architect /Engineer Fees:</b>	<b>\$761,388</b>
<b>Furnishings and Equipment:</b>	<b>\$100,000</b>
<b>Owner Contracted Services / Other Work:</b>	<b>included below</b>
<b>Owner Provided Services / Miscellaneous:</b>	<b>\$200,000</b>
<b>Project Contingency:</b>	<b>\$291,824</b>
<b>Project Management Administrative Fees:</b>	<b>\$360,000</b>
<b>Public Art</b>	<b>\$120,000</b>
<b>Landscape Enhancement</b>	<b>included in CCL</b>
<b>Estimated Total Project Cost (TPC):</b>	<b>\$12,000,000</b>

This budget represents the University's best estimate of project costs at this stage of design, based upon reconciled estimates between the third-party estimator, Halford Busby, and the Design-Build Contractor, Flintco LLC.

Project Cost Comparisons



## Project Cost Comparisons

Project Name	University of Houston Parking Garage 5	VA Parking Garage A	St Jude Precast Garage #3	University of Memphis Garage and Landbridge	Sam Houston State University Coliseum Parking Garage
Owner	University of Houston	Department of Veteran Affairs	St Jude Research Hospital	University of Memphis	Sam Houston State University
Location	Houston, TX	Houston, TX	Memphis, TN	Memphis, TN	Huntsville, TX
Start Date	Sep-18	Dec-16	May-14	Dec-17	Aug-19
Date of Completion	On Going	Dec-17	Apr-15	On Going	Jul-20
Garage Size SF	784,369	143,300	460,709	354,233	198,012
Estimated Cost	\$47,244,797	\$8,448,646	\$21,572,726	\$33,289,935	\$9,940,867
Cost/SF	\$60.23	\$58.96	\$46.83	\$93.98	\$50.20
Escalated to 2019 at 4% per year	-	\$9,138,056	\$26,246,520	\$34,621,532	
Escalated Cost/SF	-	\$63.77	\$56.97	\$97.74	
Unique Aspects	Project Includes 67,000 sf of School Building \$15,000,000 - Adjust Cost per Square Foot reflects this			Project includes \$12,500,000 Landbridge and \$2,500,000 Sitework - Adjusted Cost per Square Foot reflects this	Project Includes 4,300 sf of Office Building
Adjusted Cost per Square Foot	\$41.11	\$63.77	\$54.78	\$55.39	\$50.20

**Tab 8**

**Operating, Maintenance, and Repair Cost**

**SECO Compliance**

## Operating Cost



TEL 713 871 8484  
FAX 713 871 8440

**Page Southerland Page, Inc.**  
1100 Louisiana Street, Suite One  
Houston, Texas 77002  
pagethink.com

**Garrett Neubauer, PE**  
Principal

April 24, 2019

Mr. Peter Maass, RA, NCARB, CTCM, CNU-A  
Director of Capital Projects Administration  
The Texas State University System  
O. Henry Hall Building  
601 Colorado Street, Site 203  
Austin, TX 78701

Re: TSUS Sam Houston State University Huntsville Coliseum Parking Garage  
Project No: 418181


Dear Mr. Maass,

Page has done a preliminary cost analysis for annual utility usage for the new Coliseum Parking Garage. The energy analysis is based on the following assumptions:

1. The building shall be occupied year-round with typical building occupancy between of 8:00AM to 5:00PM (M-F) and closed on weekends. The Dispatch headquarters shall be occupied 24/7. It is assumed that the building will operate one hour prior to occupancy for preheat/precool measures.
2. All spaces will be served by Variable Refrigerant Flow (VRF) systems with remote condensing units.
3. Outdoor air shall be provided directly the indoor units of the VRF systems.
4. A roof mounted exhaust fan shall be provided to serve the janitor's closet and restrooms of the office building.
5. Separate VRF systems shall be used to serve the IDF and Elevator Control Room in the garage with remote condensing units located at the North end of the Office building.
6. Utility rates of \$0.0895/kWh for Electricity and \$2.77/MMBtuh for Natural Gas have been applied.

With the information available to Page, our estimate of annual energy usage for the building will be \$45,000 per year. This includes the cost for electricity and natural gas only.

The MEP system shall be designed in compliance with the International Energy Conservation Code – 2015 Edition standard and the equipment selections shall be made at or above efficiencies required by the minimum standards.

Sincerely,  
  
Garrett Neubauer, PE., Principal

ARCHITECTURE / ENGINEERING / INTERIORS / CONSULTING  
Austin / Dallas / Denver / Houston / Washington DC /  
International Affiliate Offices



Board of Regents Design Development Submittal  
May 23-24, 2019

Project  
SHSU Coliseum Parking Garage

Client  
Sam Houston State University

44 / 46

## Repair and Maintenance Cost

Per the Whitestone Facility Maintenance and Repair Cost Reference (2012-2013), average annual maintenance and repair cost (as a percentage of replacement over a 50 year period) is estimated at .94% for the parking garage and 1.39% for office space.

As the estimated replacement cost is, \$10,000,000, we estimate annual maintenance and repair cost to average about \$103,000.00 using a weighted average of 1.03% of replacement value.



TEL 713 871 8484  
FAX 713 871 8440

Page Southerland Page, Inc.  
1100 Louisiana Street, Suite One  
Houston, Texas 77002  
pagethink.com

March 14, 2019

Re: Seco - Rain Water Harvesting System  
Project No: 418181

Dear Recipient,

The Sam Houston State University Parking Garage in Huntsville Texas will not be utilizing a rain water harvesting system.

The building design incorporates DX split system for cooling so the rain water would be used for irrigation only.

The site has an estimated landscape are of 2,000 square feet.  
The irrigation demand is .62 gallons x sq.' = gallons of water (.62 x 2,000 = 1240 gallons)  
The water rate is \$1.61/1,000 gallons.  
The monthly meter charge is \$122.66 a month.  
The estimated monthly irrigation bill would be \$122.66 + \$60.38 = \$183.10/month.  
With an estimated 8 month irrigation time the yearly total is estimated at \$1,464.28.

The estimated cost of the tank and pump system for a below ground rain water collection system is \$50,000.

The estimated pay back for the system would be \$50,000/\$1,464.28 = 34 years.

Sam Houston Director of Building and Landscape Services has reviewed the pay back duration indicated in this letter and agrees that there is not a benefit for a rainwater collection system on this project.

Sincerely,

Steven W Smith, CPD, GPD  
Lead Plumbing Engineer





*The rising STAR of Texas*

## **DESIGN DEVELOPMENT PACKAGE**

FOR THE

**Hilltop Housing Complex + Hilltop Utilities Extension**

AT

**TEXAS STATE UNIVERSITY**  
A MEMBER OF THE TEXAS STATE UNIVERSITY SYSTEM

PRESENTED TO

**THE TEXAS STATE UNIVERSITY SYSTEM  
BOARD OF REGENTS**

MAY 2019

**BarnesGromatzkyKosarekArchitects**



**Design Development Package**  
for the  
**Hilltop Housing Complex + Hilltop Utilities Extension**  
at  
Texas State University  
A MEMBER OF THE TEXAS STATE UNIVERSITY SYSTEM

May 2019

**The Texas State University System Board of Regents**

William F. Scott, Chairman.....	Nederland
David Montagne, Vice Chairman.....	Beaumont
Charlie Amato, Regent.....	San Antonio
Duke Austin, Regent.....	Houston
Garry Crain, Regent.....	The Hills
Dr. Veronica Muzquiz Edwards, Regent.....	San Antonio
Don Flores, Regent.....	El Paso
Nicki Harle, Regent.....	Baird
Alan L. Tinsley, Regent.....	Madisonville
Leanna Mouton, Student Regent.....	San Marcos

**The Texas State University System Administration**

Brian McCall, Ph.D.....	Chancellor
Daniel Harper.....	Vice Chancellor and Chief Financial Officer
Peter Maass.....	Director of Capital Projects Administration

**Texas State University Administration**

Dr. Denise M. Trauth.....	President
Eric Algoe.....	Vice President, Finance and Support Services
Nancy Nusbaum.....	Associate Vice President, Finance and Support Service Planning
Tom Shewan.....	Associate Vice President, Facilities

## **DESIGN TEAM**

### **Texas State University**

#### **DIVISION OF STUDENT AFFAIRS**

Joanne Smith, Ph.D., Vice President for Student Affairs

Margarita M. Arellano, Ph.D., Associate Vice President for Student Affairs & Dean of Students

#### **DEPARTMENT OF HOUSING AND RESIDENTIAL LIFE**

Rosanne Proite, Ph.D., Director

Kyle Estes, Associate Director

Herbert Jones, Associate Director

#### **FACILITIES PLANNING DESIGN & CONSTRUCTION**

Michael Petty, Director

Larry Miller, Associate Director

Patricia Holtman, Project Manager

William Donovan, Construction Manager

#### **UTILITIES OPERATIONS**

Jim Vollrath, Director

### **Architects**

#### **BARNES GROMATZKY KOSAREK ARCHITECTS**

1508 West 5th Street, Suite 200, Austin, Texas 78703

512-476-7133

Carl Gromatzky, AIA, Principal-in-Charge

N. Thomas Kosarek, AIA, Design Principal

Arturo Arredondo, AIA, Project Manager

Rick Moore, AIA, BIM Coordinator

Fred Peebles, AIA, QA/QC

Erin Kozuh, LEED GA, Interior Designer

#### **MACKEY MITCHELL ARCHITECTS**

900 Spruce Street, Suite 500, St. Louis, Missouri 63102

314-421-1815

Clay Phillips, AIA, Principal, Project Manager

Matthew Roeder, AIA, LEED BD+C

Matt McKillip

Jake Banton, AIA, LEED BD+C

Jasmin Sangha



## **Construction Manager-at-Risk**

VAUGHN CONSTRUCTION  
6604 N Lamar Blvd, Austin, Texas 78752  
512-318-1332  
Kirt Bailey, Senior Project Manager  
Tom Thibeaux, Lead Estimator  
Travis Riley, Project Manager

## **Design Team**

BARNES GROMATZKY KOSAREK ARCHITECTS/MACKEY MITCHELL ARCHITECTS - CODE AND LIFESAFETY  
1508 West 5th Street, Suite 200, Austin, Texas 78703  
512-474-4555  
Fred Peebles, AIA, QA/QC  
Clay Phillips, AIA, Principal, Project Manager

COLEMAN & ASSOCIATES - LANDSCAPE ARCHITECTURE  
9890 Silver Mountain Drive, Austin, Texas 78737  
512-476-2090  
Aan Coleman, ASLA, LEED AP, Principal  
Jan Giles, ASLA, LEED AP, Principal

DATUM/RIOS ENGINEERS - STRUCTURAL ENGINEERING  
Building 1, 8140 Mopac Expressway #120, Austin, Texas 78737  
512-469-9490  
Robert Fry, P.E., Principal in Charge  
Craig Rios, P.E., Principal  
Jeremy Klahorst, P.E., Project Manager

JOSE I GUERRA- MECHANICAL, ELECTRICAL AND PLUMBING  
2401 South IH-35 Frontage Rd #210, Austin, Texas 78741  
512-445-2090  
Shawn Allen, P.E., LEED AP, Vice President/Director of Operations  
Colby Brock, P.E., Senior Electrical Project Engineer  
Julia Wagner, P.E., Mechanical Project Engineer  
Brandon Reyes, P.E., LEED AP, Plumbing Project Engineer, Licensed Fire Protection Eng.

JOSE I GUERRA - CIVIL ENGINEERING  
2401 South IH-35 Frontage Rd #210, Austin, Texas 78741  
512-445-2090  
Russell Davidson, P.E., Civil Project Engineer  
Glenn Frey, P.E., Civil Project Engineer

4B TECHNOLOGY GROUP - TELECOMMUNICATIONS, AUDIO VISUAL, AND SECURITY  
12600 Northborough Drive, Suite 290, Houston, Texas 77067  
832-249-9379  
Geoff Basford, Vice President  
Natalie Koelsch

PROJECT COST RESOURCES - COST ESTIMATING  
410 West Grand Parkway, Suite 390, Katy, Texas 77494  
281-497-4171  
Greg Edwards, LEED AP

# TABLE OF CONTENTS

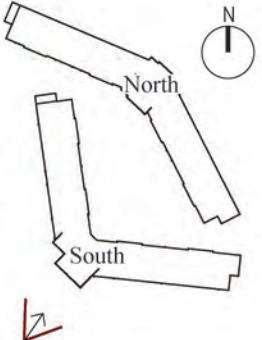
<b>Architectural Renderings and Elevations</b> .....	<b>TAB 1</b>
Hilltop Housing Complex	
<b>Architectural Site Plan and Floor Plans</b> .....	<b>TAB 2</b>
Hilltop Housing Complex	
Hilltop Utilities Extension	
<b>Enlarged Floor Plans</b> .....	<b>TAB 3</b>
Hilltop Housing Complex	
<b>Building Systems Narratives</b> .....	<b>TAB 4</b>
Hilltop Housing Complex	
Hilltop Utilities Extension	
<b>Detailed Cost Estimates</b> .....	<b>TAB 5</b>
Hilltop Housing Complex	
Hilltop Utilities Extension	
<b>Total Project Cost (TPC)</b> .....	<b>TAB 6</b>
Hilltop Housing Complex	
Hilltop Utilities Extension	
<b>Cost Comparisons</b> .....	<b>TAB 7</b>
Hilltop Housing Complex	
Hilltop Utilities Extension	
<b>Environmental Impact</b> .....	<b>TAB 8</b>
Hilltop Housing Complex	
<b>Certification</b> .....	<b>TAB 9</b>

**HILLTOP HOUSING COMPLEX**

**ARCHITECTURAL  
RENDERINGS + ELEVATIONS**

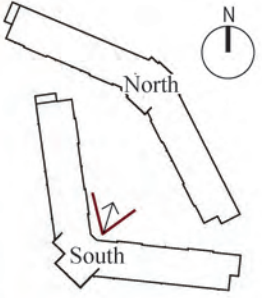
**TAB 1**





EXTERIOR RENDERING - MAIN ENTRY





EXTERIOR RENDERING - COURTYARD





South Building - Northeast Elevation  
 A2.00 1/32" = 1'-0"  
 0' 8'-0" 16'-0" 32'-0" 64'-0"



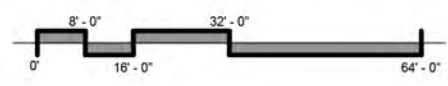
South Building - Southwest Elevation  
 A2.00 1/32" = 1'-0"  
 0' 8'-0" 16'-0" 32'-0" 64'-0"

**SOUTH BUILDING**

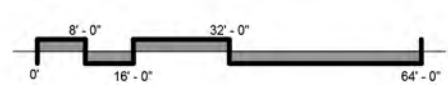




**2** North Building - Northeast Elevation  
A2.00 1/32" = 1'-0"

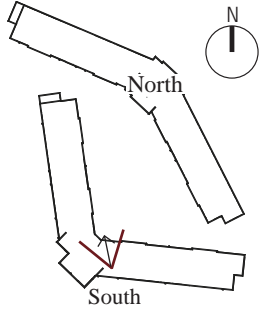


**1** North Building - Southwest Elevation  
A2.00 1/32" = 1'-0"



**NORTH BUILDING**





RESIDENCE HALL LOBBY





COMPLEX OFFICE LOBBY

**HILLTOP HOUSING COMPLEX**  
**ARCHITECTURAL SITE PLAN +**  
**FLOOR PLANS**

**TAB 2**





# Architectural Site Plan

1



Barnes  
Gromatzky  
Kosarek  
Architects

1508 West 5th Street-Suite 200  
Austin, Texas 78703  
512.476.7133  
Fax: 512.478.2624

Mackey Mitchell  
Architects

900 Spruce Street-Suite 500  
St. Louis, Missouri 63102  
314.421.1815

Design Booklet

Texas State  
University

Hilltop Housing Complex

Architectural Site Plan

© 2019 Barnes Gromatzky Kosarek Architects

JOB NO: 18150.00  
DATE: 03/07/2019  
RESERVED:



**Barnes  
Gromatzky  
Kosarek  
Architects**

1508 West 5th Street-Suite 200  
Austin, Texas 78703  
512.476.7133  
Fax: 512.478.2624

**Mackey Mitchell  
Architects**

900 Spruce Street-Suite 500  
St. Louis, Missouri 63102  
314.421.1815

100% DD

**Texas State  
University**

Hilltop Housing Complex

Level 1 Floor Plan

JOB NO: #18150.00  
DATE: 03/21/2019  
RESERVED:

**DD.10**



Drawing Name: Level 1 Floor Plan  
4/3/2019 11:43:59 AM  
Pin

TSS Board of Regents Quarterly Meeting  
May 23-24, 2019

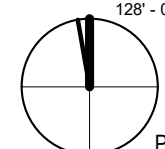
**Level 1 Floor Plan**

South Building

North Building

**Department Legend**

- Administration
- Building Support
- Circulation
- Community Support
- Community
- Resident Assistant Room
- Resident Bathroom
- Resident Room
- Staff Apartment



PLAN NORTH

398



**Barnes  
Gromatzky  
Kosarek  
Architects**

1508 West 5th Street-Suite 200  
Austin, Texas 78703  
512.476.7133  
Fax: 512.478.2624

**Mackey Mitchell  
Architects**

900 Spruce Street-Suite 500  
St. Louis, Missouri 63102  
314.421.1815

100% DD

**Texas State  
University**

Hilltop Housing Complex

Level 2-6 Floor Plan

© 2019 Barnes Gromatzky Kosarek Architects

JOB NO: #18150.00  
DATE: 03/21/2019  
RESERVED:

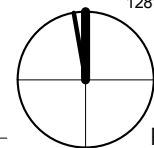
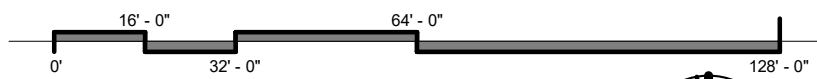
**DD.20**

**Department Legend**

- Administration
- Building Support
- Circulation
- Community Support
- Community
- Resident Assistant Room
- Resident Bathroom
- Resident Room
- Staff Apartment

North Building

South Building

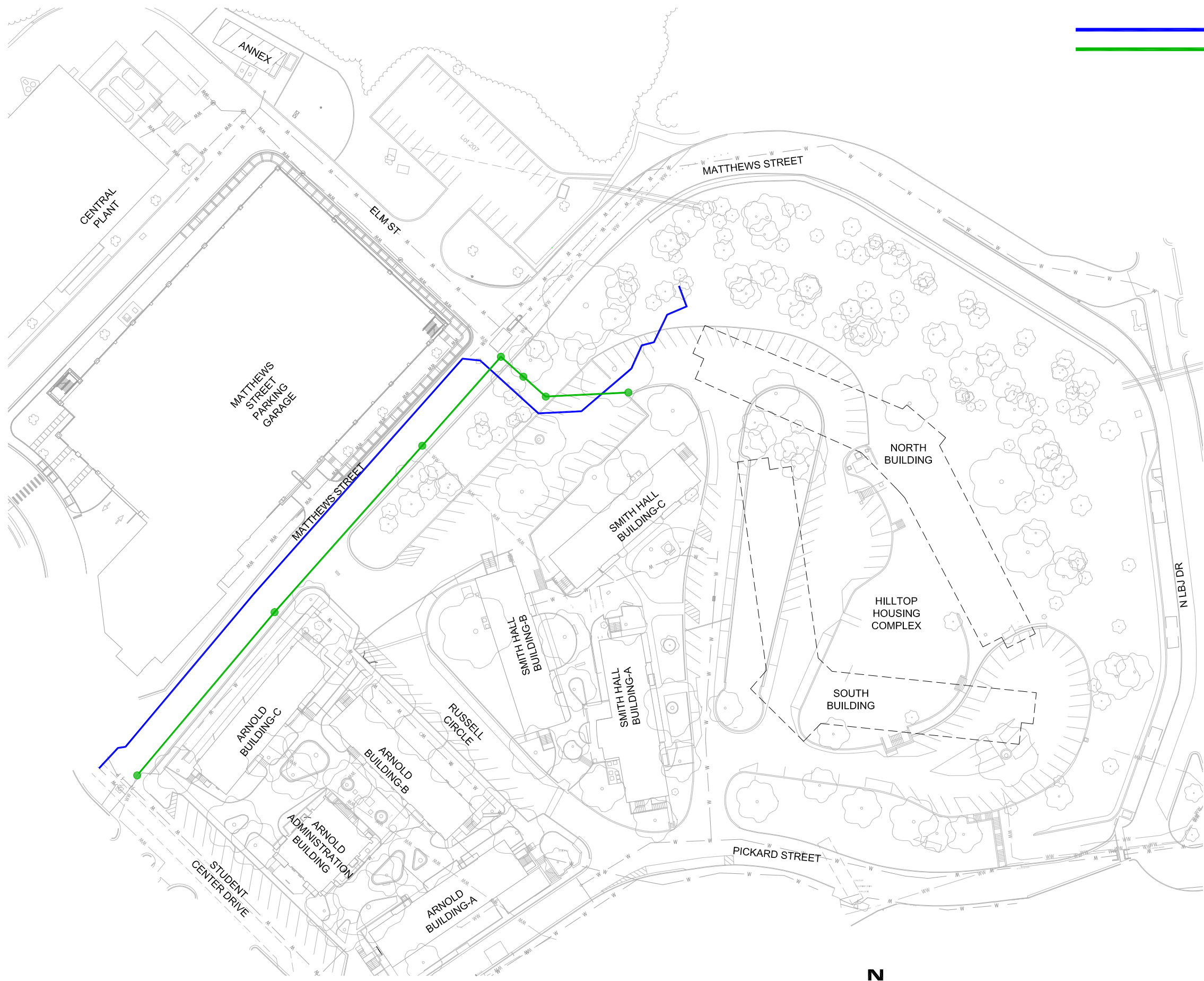


**Levels 2-6 Floor Plan**

399

Drawing Name: Level 2-6 Floor Plan  
4/3/2019 11:44:39 AM  
Printed: 5/23/2019

**HILLTOP UTILITIES EXTENSION**  
**SITE PLANS**



**Barnes  
Gromatzky  
Kosarek  
Architects**

1508 West 5th Street-Suite 200  
Austin, Texas 78703  
512.476.7133  
Fax: 512.478.2624

**DESIGN  
DEVELOPMENT**

GLENN C. FREY  
Texas Registration #  
123856  
Not for regulatory approval,  
permitting or construction

**Mackey Mitchell  
Architects**

900 Spruce Street-Suite 500  
St. Louis, Missouri 63102  
314.421.1815

**Jose I. Guerra, Inc.**  
Consulting Engineers  
Civil • Structural • Mechanical • Electrical  
2401 South 15th Street, 220  
Austin, Texas 78741  
(512) 442-2099  
TSP# 1184 E-1

Revision Schedule		
Revision Number	Revision Description	Revision Date

**Texas State  
University**

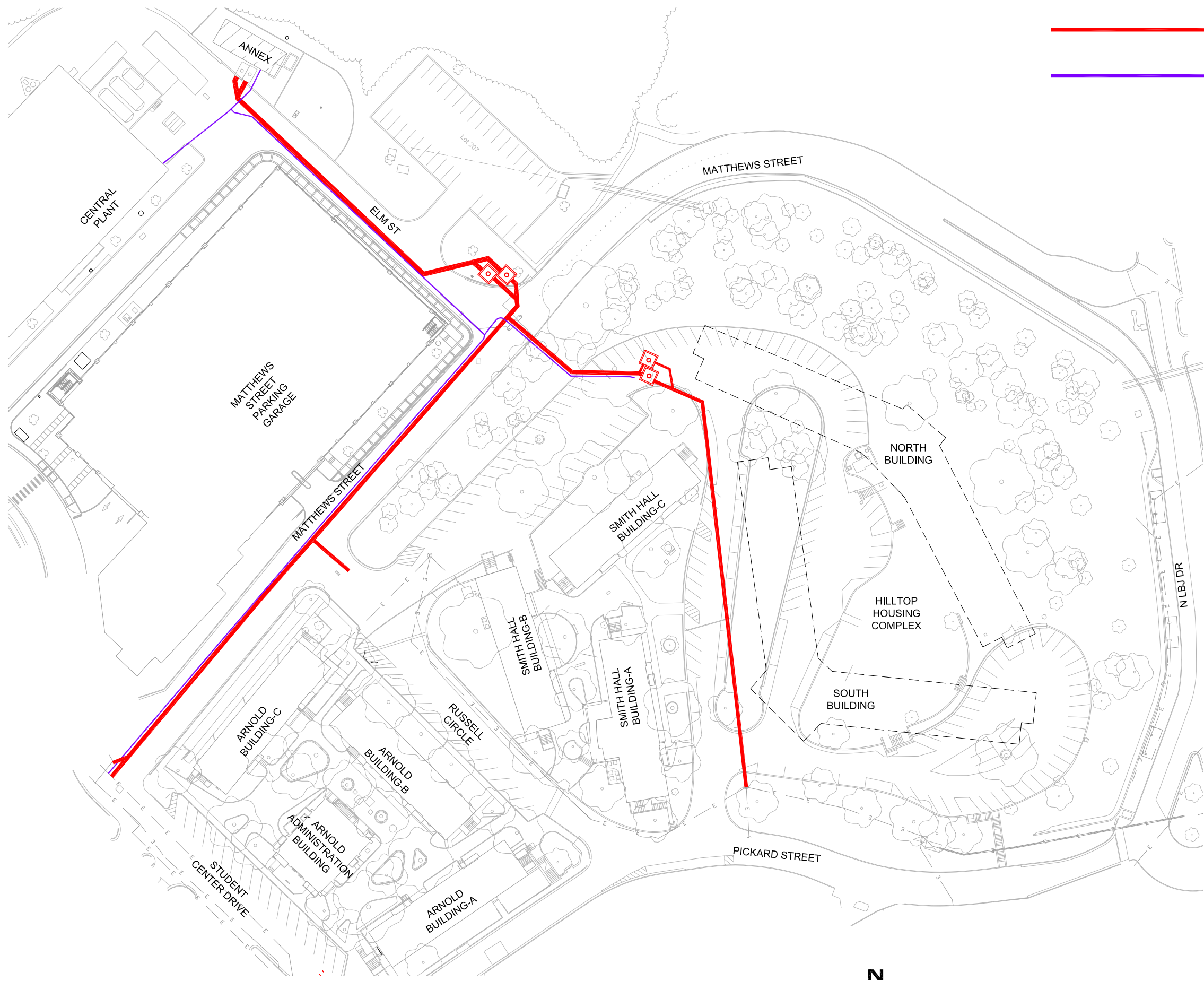
**Hilltop Utilities  
Extension**

**WATER AND WASTEWATER  
UTILITY PLAN**

© 2019 Barnes Gromatzky Kosarek Architects  
JOB NO: 18150.00  
DATE: 03/25/19  
RESERVED:  
RESERVED:

**C-1**





— NEW ELECTRICAL  
 NEW ELECTRICAL VAULT  
— ALTERNATE #5 - NEW TELECOMMUNICATION DUCT BANK

**Barnes  
Gromatzky  
Kosarek  
Architects**

1508 West 5th Street-Suite 200  
Austin, Texas 78703  
512.476.7133  
Fax: 512.478.2624

**DESIGN  
DEVELOPMENT**  
GLENN C. FREY  
Texas Registration #  
123856  
Not for regulatory approval,  
permitting or construction

**Mackey Mitchell  
Architects**

900 Spruce Street-Suite 500  
St. Louis, Missouri 63102  
314.421.1815

**Jose I. Guerra, Inc.**  
Consulting Engineers  
Civil • Structural • Mechanical • Electrical  
2401 South 15th Street, 220  
Austin, Texas 78741  
(512) 442-2099  
TXBP: 1184 E-1

Revision Schedule		
Revision Number	Revision Description	Revision Date

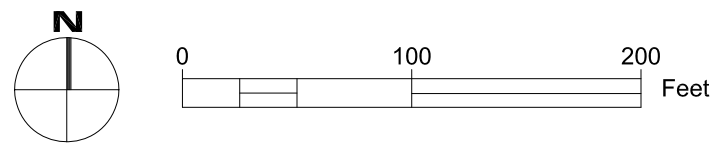
**Texas State  
University**

**Hilltop Utilities  
Extension**

**ELECTRICAL AND  
COMMUNICATION UTILITY  
PLAN**

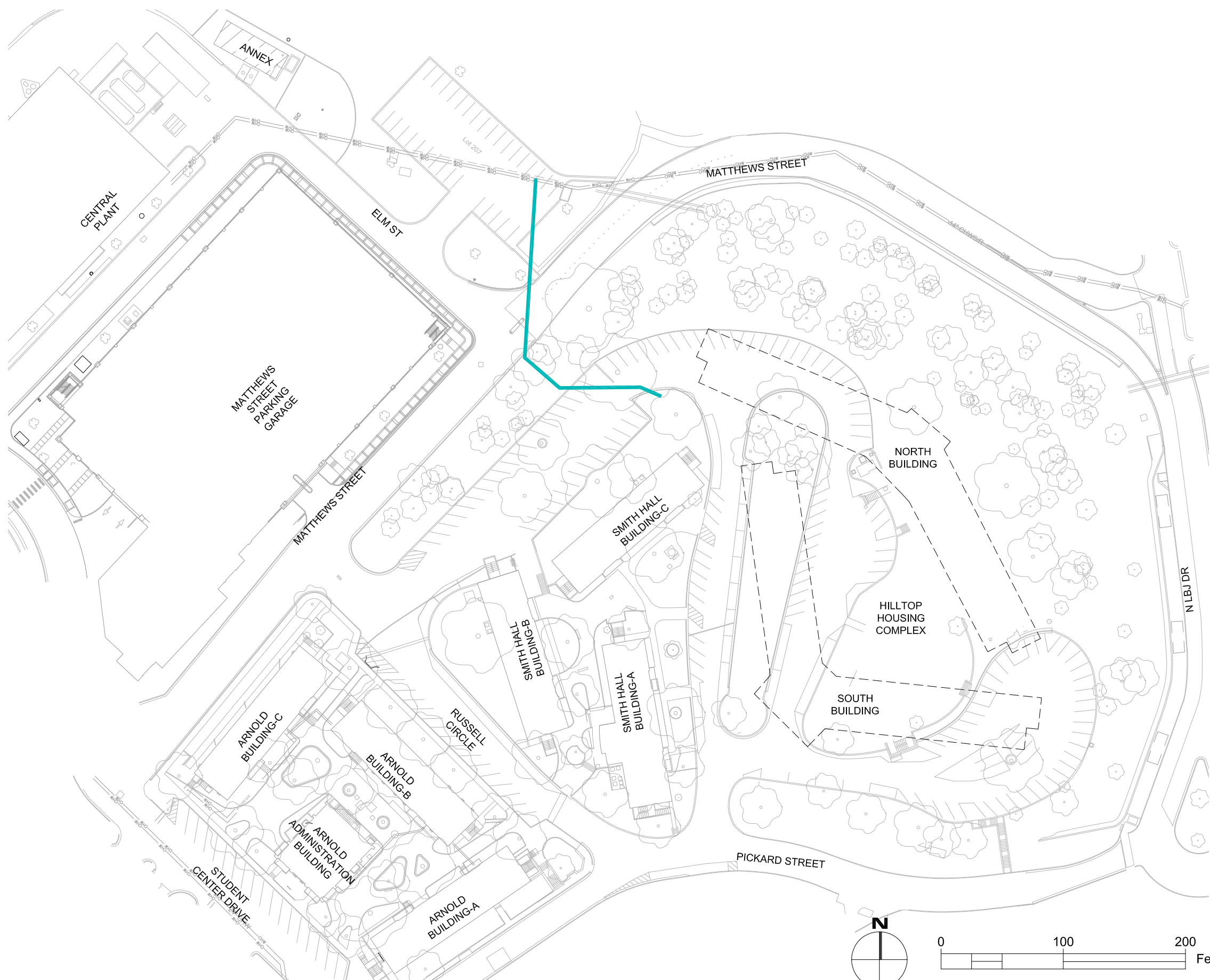
© 2019 Barnes Gromatzky Kosarek Architects  
JOB NO: 18150.00  
DATE: 03/25/19  
RESERVED:  
RESERVED:

**C-2**





NEW (UN-INSULATED) HDPE  
CHILLED WATER RETURN AND  
SUPPLY



**Barnes  
Gromatzky  
Kosarek  
Architects**

1508 West 5th Street-Suite 200  
Austin, Texas 78703  
512.476.7133  
Fax: 512.478.2624

**DESIGN  
DEVELOPMENT**

GLENN C. FREY  
Texas Registration #  
123856  
Not for regulatory approval,  
permitting or construction

**Mackey Mitchell  
Architects**

900 Spruce Street-Suite 500  
St. Louis, Missouri 63102  
314.421.1815

**Jose I. Guerra, Inc.**  
Consulting Engineers  
Civil & Structural • Mechanical & Electrical  
2401 South 15th Street, 220  
Austin, Texas 78741  
(512) 442-0299  
TSP# 118M E-3

Revision Schedule		
Revision Number	Revision Description	Revision Date

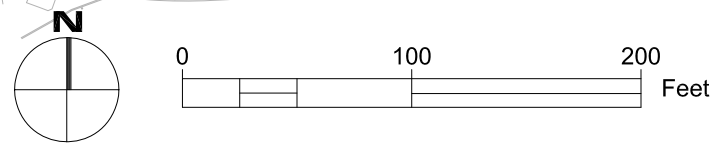
**Texas State  
University**

**Hilltop Utilities  
Extension**

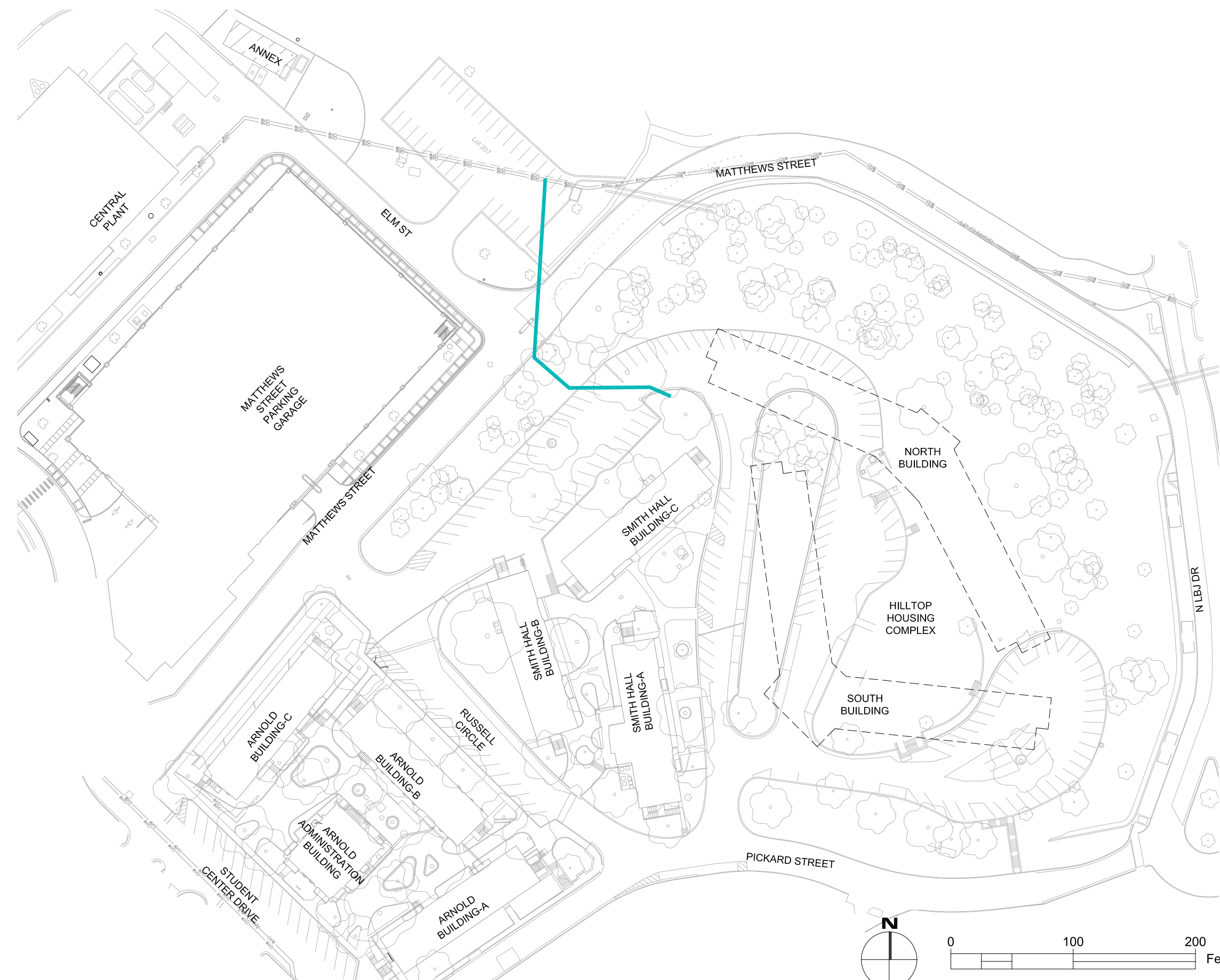
**CHILLED WATER RETURN AND  
SUPPLY UTILITY PLAN**

© 2019 Barnes Gromatzky Kosarek Architects  
JOB NO: 18150.00  
DATE: 03/25/19  
RESERVED:  
RESERVED:

**C-3**



**ALTERNATE #1 - NEW  
(PRE-INSULATED) HDPE CHILLED  
WATER RETURN AND SUPPLY**



**Barnes  
Gromatzky  
Kosarek  
Architects**

1508 West 5th Street-Suite 200  
Austin, Texas 78703  
512.476.7133  
Fax: 512.478.2624

**DESIGN  
DEVELOPMENT**

GLENN C. FREY  
Texas Registration #  
123856  
Not for regulatory approval,  
permitting or construction

**Mackey Mitchell  
Architects**

900 Spruce Street-Suite 500  
St. Louis, Missouri 63102  
314.421.1815

**Jose I. Guerra, Inc.**  
Consulting Engineers  
Civil & Structural • Mechanical & Electrical  
2401 South 15th Street, 220  
Austin, Texas 78741  
(512) 442-0299  
TXBP: 118M E-1

Revision Schedule		
Revision Number	Revision Description	Revision Date

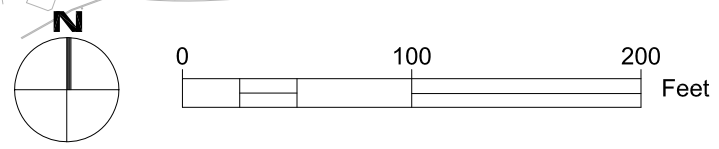
**Texas State  
University**

**Hilltop Utilities  
Extension**

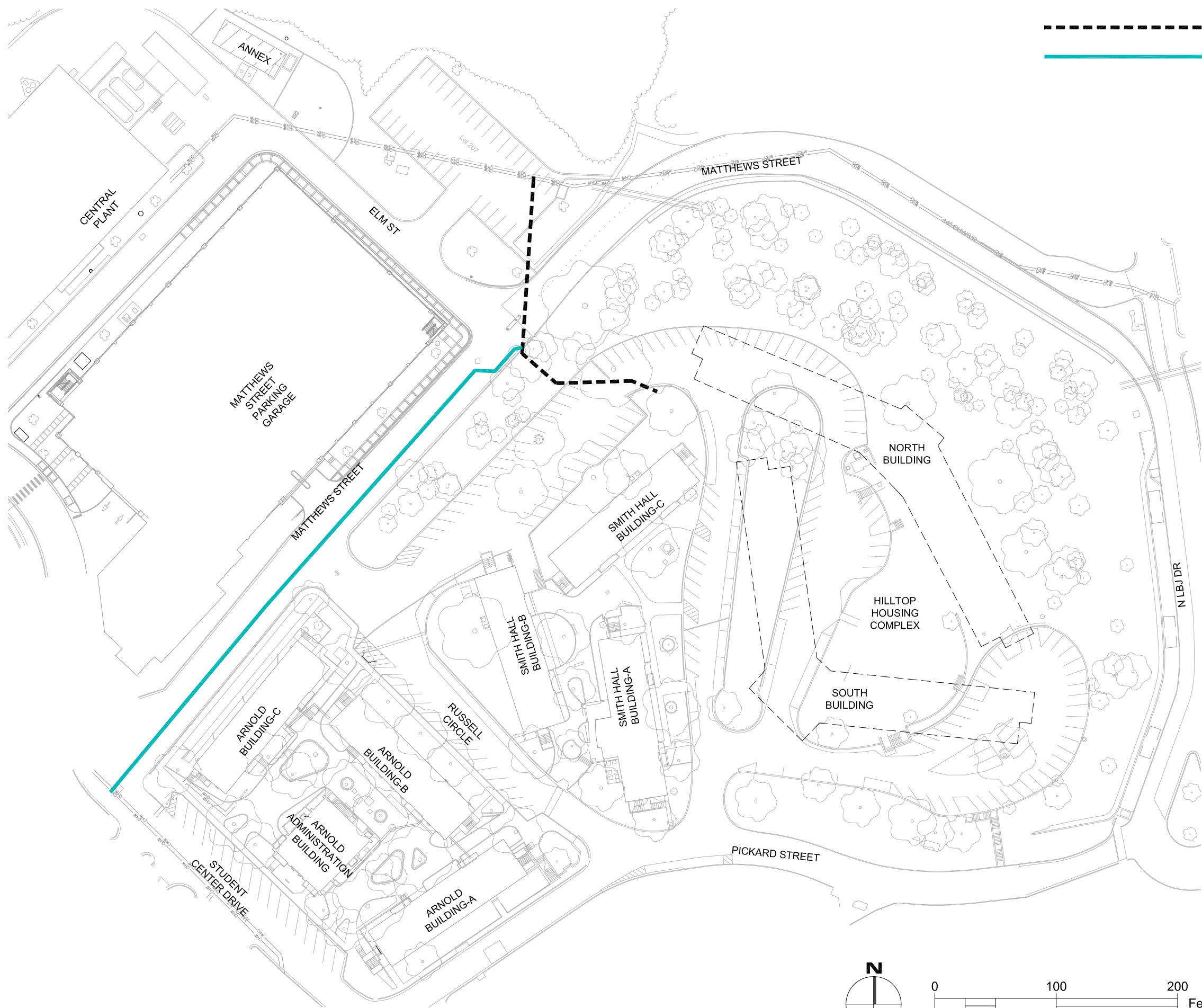
**ALTERNATE #1 -  
CHILLED WATER RETURN AND  
SUPPLY UTILITY PLAN**

© 2019 Barnes Gromatzky Kosarek Architects  
JOB NO: 18150.00  
DATE: 03/25/19  
RESERVED:  
RESERVED:

**C-4**







----- NEW CHILLED WATER RETURN AND SUPPLY  
 \_\_\_\_\_ ALTERNATE #2A - NEW (UN-INSULATED) HDPE CHILLED WATER RETURN AND SUPPLY

**Barnes  
Gromatzky  
Kosarek  
Architects**

1508 West 5th Street-Suite 200  
 Austin, Texas 78703  
 512.476.7133  
 Fax: 512.478.2624

**DESIGN  
DEVELOPMENT**  
 GLENN C. FREY  
 Texas Registration #  
 123856  
 Not for regulatory approval,  
 permitting or construction

**Mackey Mitchell  
Architects**  
 900 Spruce Street-Suite 500  
 St. Louis, Missouri 63102  
 314.421.1815

**Jose I. Guerra, Inc.**  
 Consulting Engineers  
 Civil & Structural • Mechanical & Electrical  
 2401 South 15th Street, 220  
 Austin, Texas 78741  
 (512) 442-0299  
 TDD: 512.442.0111

Revision Schedule		
Revision Number	Revision Description	Revision Date

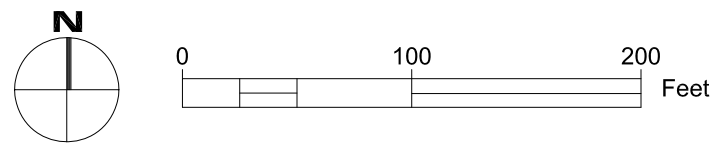
**Texas State  
University**

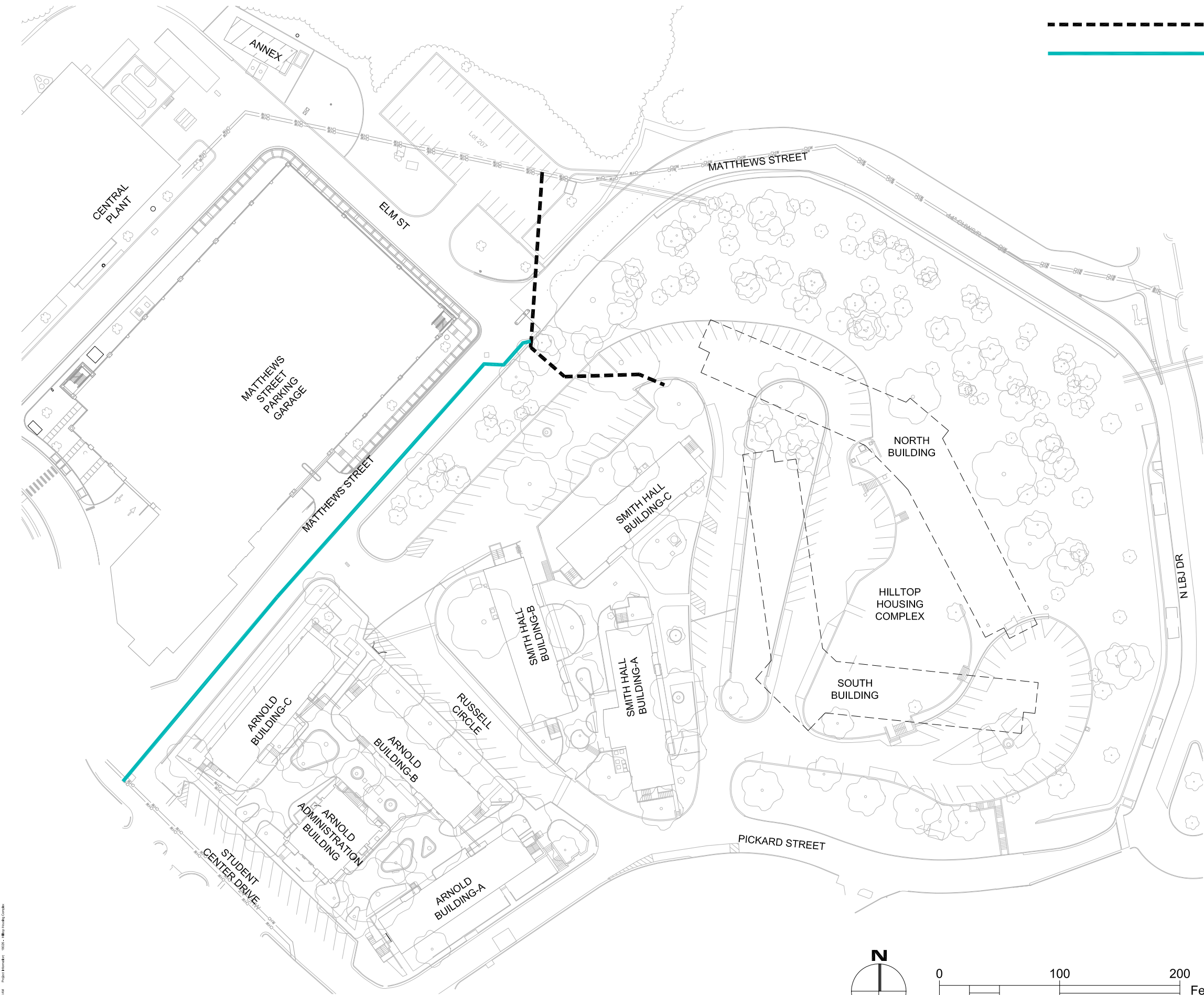
**Hilltop Utilities  
Extension**

**ALTERNATE #2A -  
CHILLED WATER UTILITY PLAN**

© 2019 Barnes Gromatzky Kosarek Architects  
 JOB NO: 18150.00  
 DATE: 03/25/19  
 RESERVED:  
 RESERVED:

**C-5**





**Barnes  
Gromatzky  
Kosarek  
Architects**

1508 West 5th Street-Suite 200  
Austin, Texas 78703  
512.476.7133  
Fax: 512.478.2624

**DESIGN  
DEVELOPMENT**

GLENN C. FREY  
Texas Registration #  
123856  
Not for regulatory approval,  
permitting or construction

**Mackey Mitchell  
Architects**

900 Spruce Street-Suite 500  
St. Louis, Missouri 63102  
314.421.1815

**Jose I. Guerra, Inc.**  
Consulting Engineers  
Civil & Structural • Mechanical & Electrical  
2401 South 18th Street, 220  
Austin, Texas 78741  
(512) 442-0299  
TXBP: 1184 E-1

Revision Schedule		
Revision Number	Revision Description	Revision Date

**Texas State  
University**

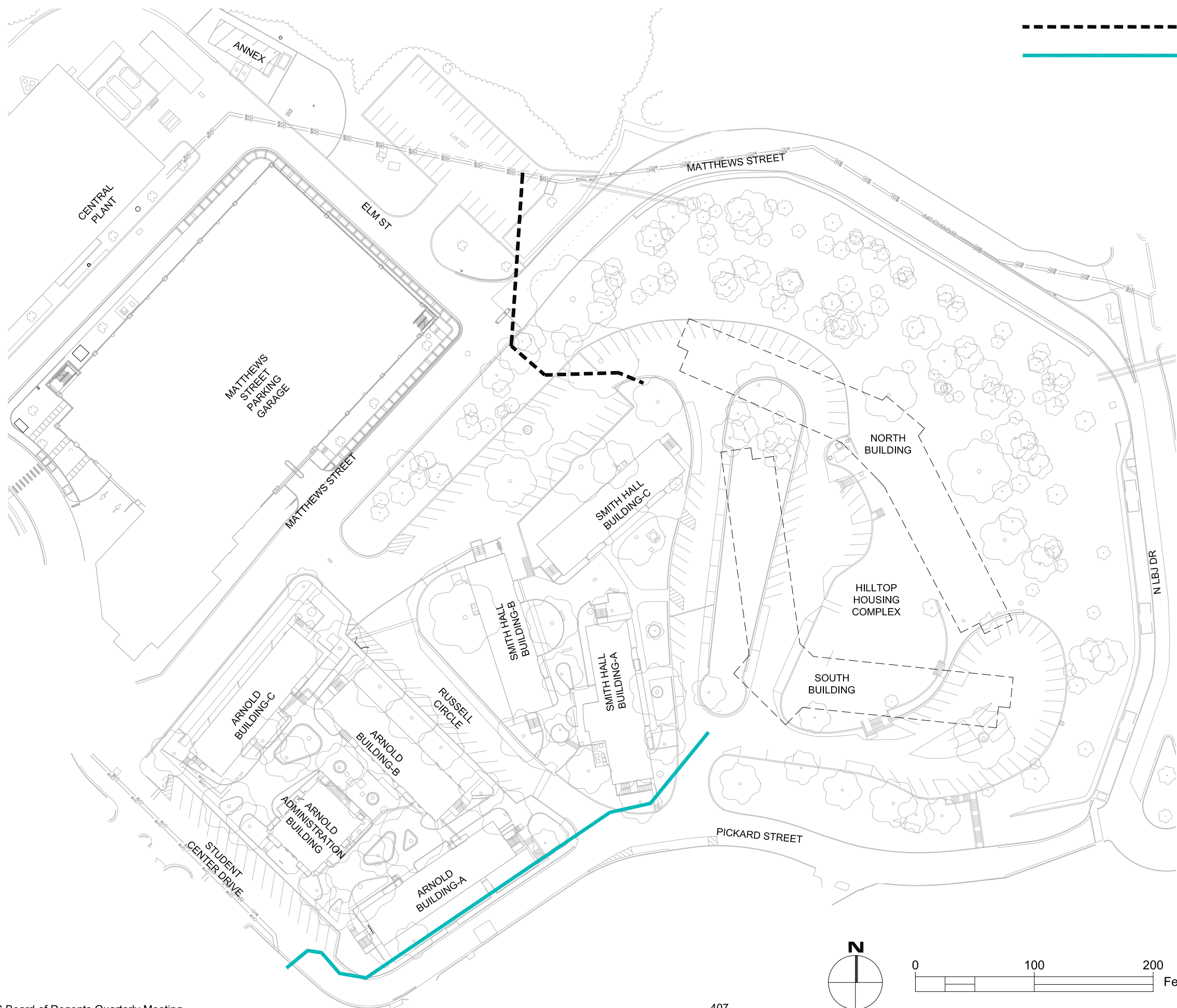
**Hilltop Utilities  
Extension**

**ALTERNATE #2B -  
CHILLED WATER UTILITY PLAN**

© 2019 Barnes Gromatzky Kosarek Architects  
JOB NO: 18150.00  
DATE: 03/25/19  
RESERVED:  
RESERVED:

**C-6**





----- NEW CHILLED WATER RETURN AND SUPPLY

———— ALTERNATE #3A - NEW (UN-INSULATED) HDPE CHILLED WATER RETURN AND SUPPLY

**Barnes  
Gromatzky  
Kosarek  
Architects**

1508 West 5th Street-Suite 200  
Austin, Texas 78703  
512.476.7133  
Fax: 512.478.2624

**DESIGN  
DEVELOPMENT**  
GLENN C. FREY  
Texas Registration #  
123856  
Not for regulatory approval,  
permitting or construction

**Mackey Mitchell  
Architects**  
900 Spruce Street-Suite 500  
St. Louis, Missouri 63102  
314.421.1815

**Jose I. Guerra, Inc.**  
Consulting Engineers  
Civil & Structural • Mechanical & Electrical  
2401 South IH-35 Suite 200  
Austin, Texas 78741  
(512) 444-0099  
TSP# 1184 E-3

Revision Schedule		
Revision Number	Revision Description	Revision Date

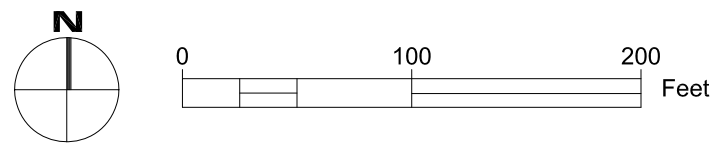
**Texas State  
University**

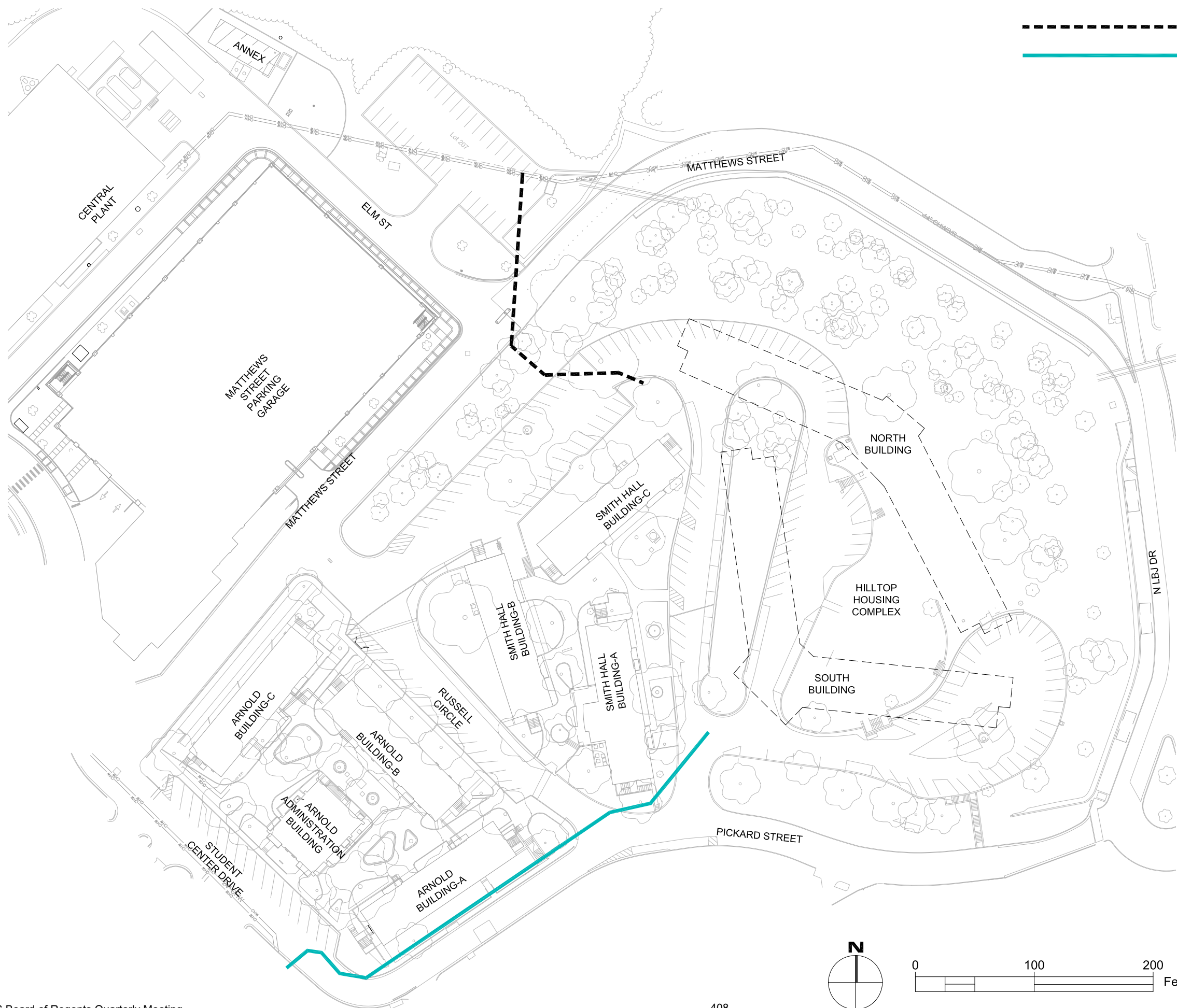
**Hilltop Utilities  
Extension**

**ALTERNATE #3A -  
CHILLED WATER UTILITY PLAN**

© 2019 Barnes Gromatzky Kosarek Architects  
JOB NO: 18150.00  
DATE: 03/25/19  
RESERVED:  
RESERVED:

**C-7**





----- NEW CHILLED WATER RETURN AND SUPPLY  
 \_\_\_\_\_ ALTERNATE #3B - NEW (PRE-INSULATED) HDPE CHILLED WATER RETURN AND SUPPLY

**Barnes  
Gromatzky  
Kosarek  
Architects**

1508 West 5th Street-Suite 200  
Austin, Texas 78703  
512.476.7133  
Fax: 512.478.2624

**DESIGN  
DEVELOPMENT**  
GLENN C. FREY  
Texas Registration #  
123856  
Not for regulatory approval,  
permitting or construction

**Mackey Mitchell  
Architects**  
900 Spruce Street-Suite 500  
St. Louis, Missouri 63102  
314.421.1815

**Jose I. Guerra, Inc.**  
Consulting Engineers  
Civil & Structural • Mechanical & Electrical  
2401 South 18th Street, 220  
Austin, Texas 78741  
(512) 444-0299  
TXBP: 1184 E-1

Revision Schedule		
Revision Number	Revision Description	Revision Date

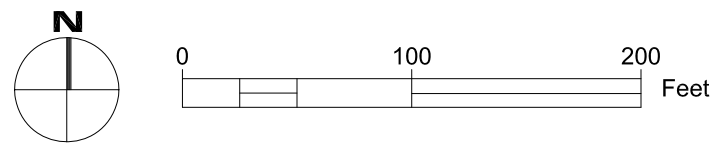
**Texas State  
University**

**Hilltop Utilities  
Extension**

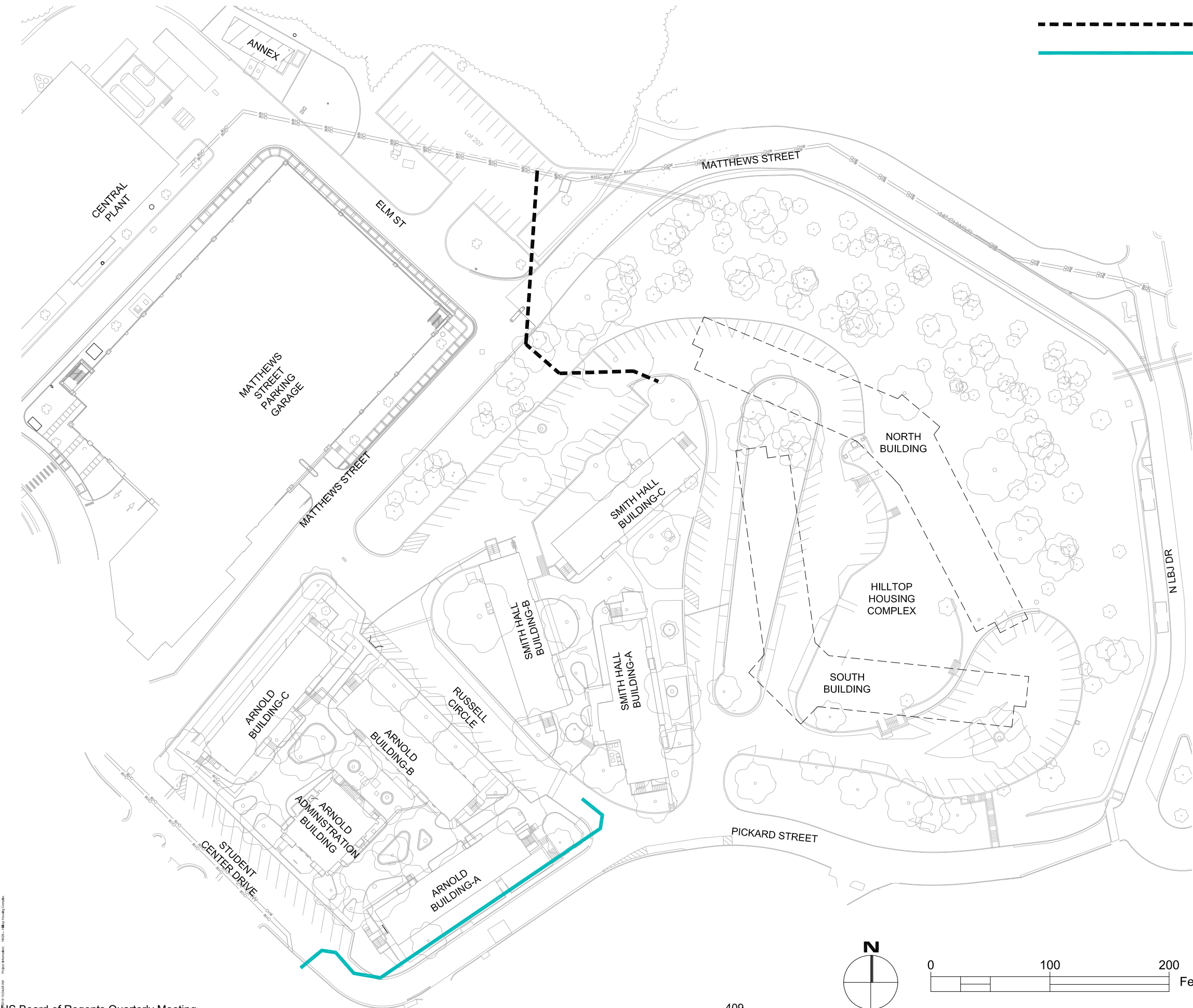
**ALTERNATE #3B -  
CHILLED WATER UTILITY PLAN**

© 2019 Barnes Gromatzky Kosarek Architects  
JOB NO: 18150.00  
DATE: 03/25/19  
RESERVED:  
RESERVED:

**C-8**







NEW CHILLED WATER RETURN AND SUPPLY  
 ALTERNATE #4A - NEW (UN-INSULATED) HDPE CHILLED WATER RETURN AND SUPPLY

**Barnes  
Gromatzky  
Kosarek  
Architects**

1508 West 5th Street-Suite 200  
Austin, Texas 78703  
512.476.7133  
Fax: 512.478.2624

**DESIGN  
DEVELOPMENT**

GLENN C. FREY  
Texas Registration #  
123856  
Not for regulatory approval,  
permitting or construction

**Mackey Mitchell  
Architects**

900 Spruce Street-Suite 500  
St. Louis, Missouri 63102  
314.421.1815

**Jose I. Guerra, Inc.**  
Consulting Engineers  
Civil & Structural • Mechanical & Electrical  
2401 South 18th Street, 220  
Austin, Texas 78741  
(512) 442-0299  
TXBP: 11844 E-1

Revision Schedule		
Revision Number	Revision Description	Revision Date

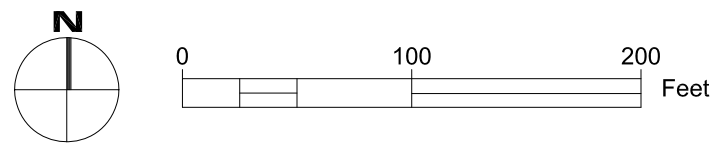
**Texas State  
University**

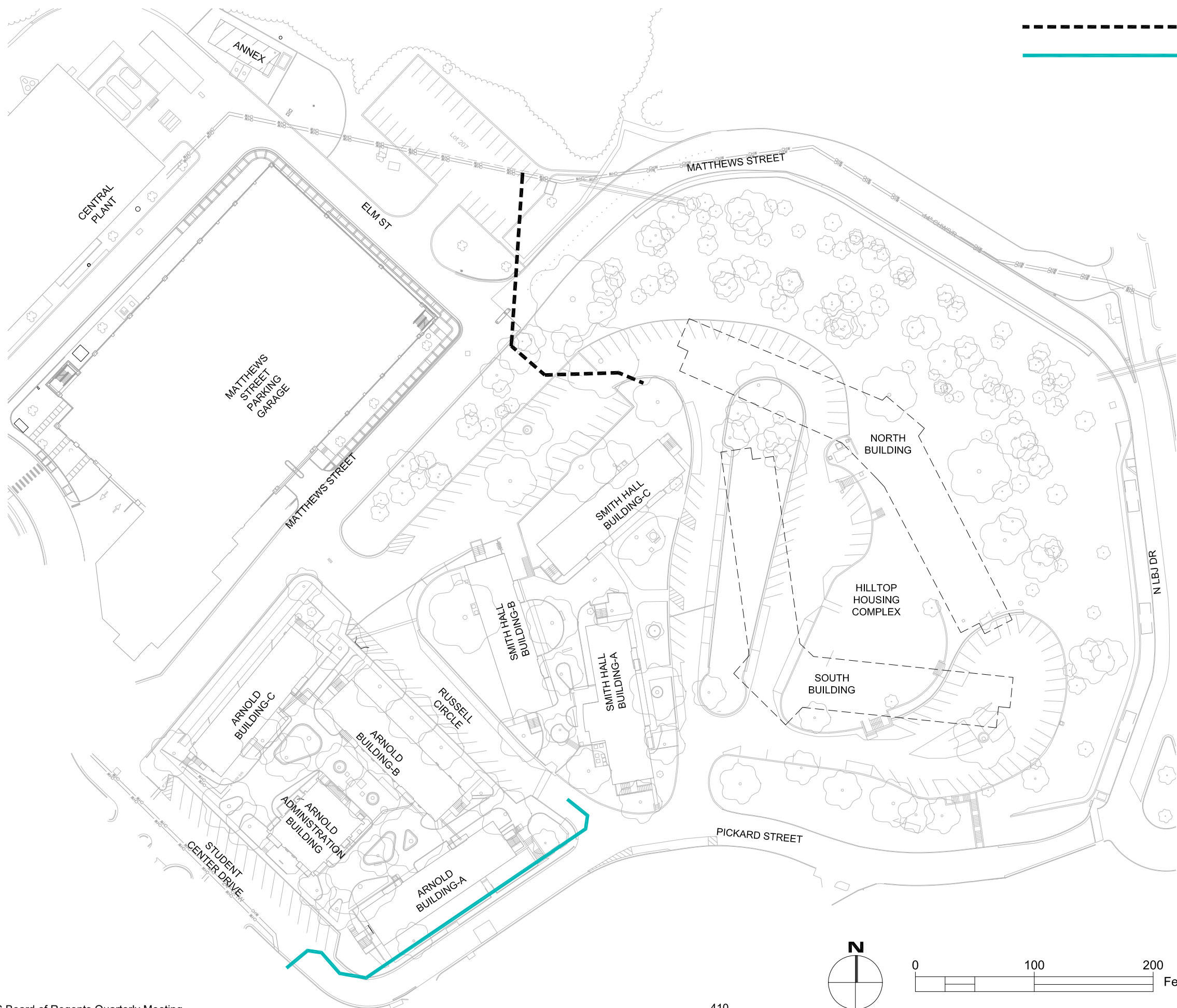
**Hilltop Utilities  
Extension**

**ALTERNATE #4A -  
CHILLED WATER UTILITY PLAN**

© 2019 Barnes Gromatzky Kosarek Architects  
JOB NO: 18150.00  
DATE: 03/25/19  
RESERVED:  
RESERVED:

**C-9**





- - - - - NEW CHILLED WATER RETURN AND SUPPLY  
 ——— ALTERNATE #4B - NEW (PRE-INSULATED) HDPE CHILLED WATER RETURN AND SUPPLY

**Barnes  
Gromatzky  
Kosarek  
Architects**

1508 West 5th Street-Suite 200  
Austin, Texas 78703  
512.476.7133  
Fax: 512.478.2624

**DESIGN  
DEVELOPMENT**  
GLENN C. FREY  
Texas Registration #  
123856  
Not for regulatory approval,  
permitting or construction

**Mackey Mitchell  
Architects**  
900 Spruce Street-Suite 500  
St. Louis, Missouri 63102  
314.421.1815

**Jose I. Guerra, Inc.**  
Consulting Engineers  
Civil & Structural • Mechanical & Electrical  
2401 South 15th Street, 220  
Austin, Texas 78741  
(512) 442-0299  
TXBP: 1184 E-1

Revision Schedule		
Revision Number	Revision Description	Revision Date

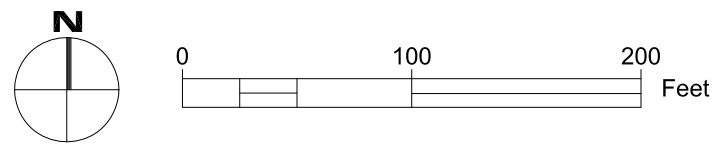
**Texas State  
University**

**Hilltop Utilities  
Extension**

**ALTERNATE #4B -  
CHILLED WATER UTILITY PLAN**

© 2019 Barnes Gromatzky Kosarek Architects  
JOB NO: 18150.00  
DATE: 03/25/19  
RESERVED:  
RESERVED:

**C-10**





**HILLTOP HOUSING COMPLEX**  
**ARCHITECTURAL**  
**ENLARGED FLOOR PLANS**

**TAB 3**

**Barnes  
Gromatzky  
Kosarek  
Architects**

1508 West 5th Street-Suite 200  
Austin, Texas 78703  
512.476.7133  
Fax: 512.478.2624

**Mackey Mitchell  
Architects**

900 Spruce Street-Suite 500  
St. Louis, Missouri 63102  
314.421.1815

100% DD

**Texas State  
University**

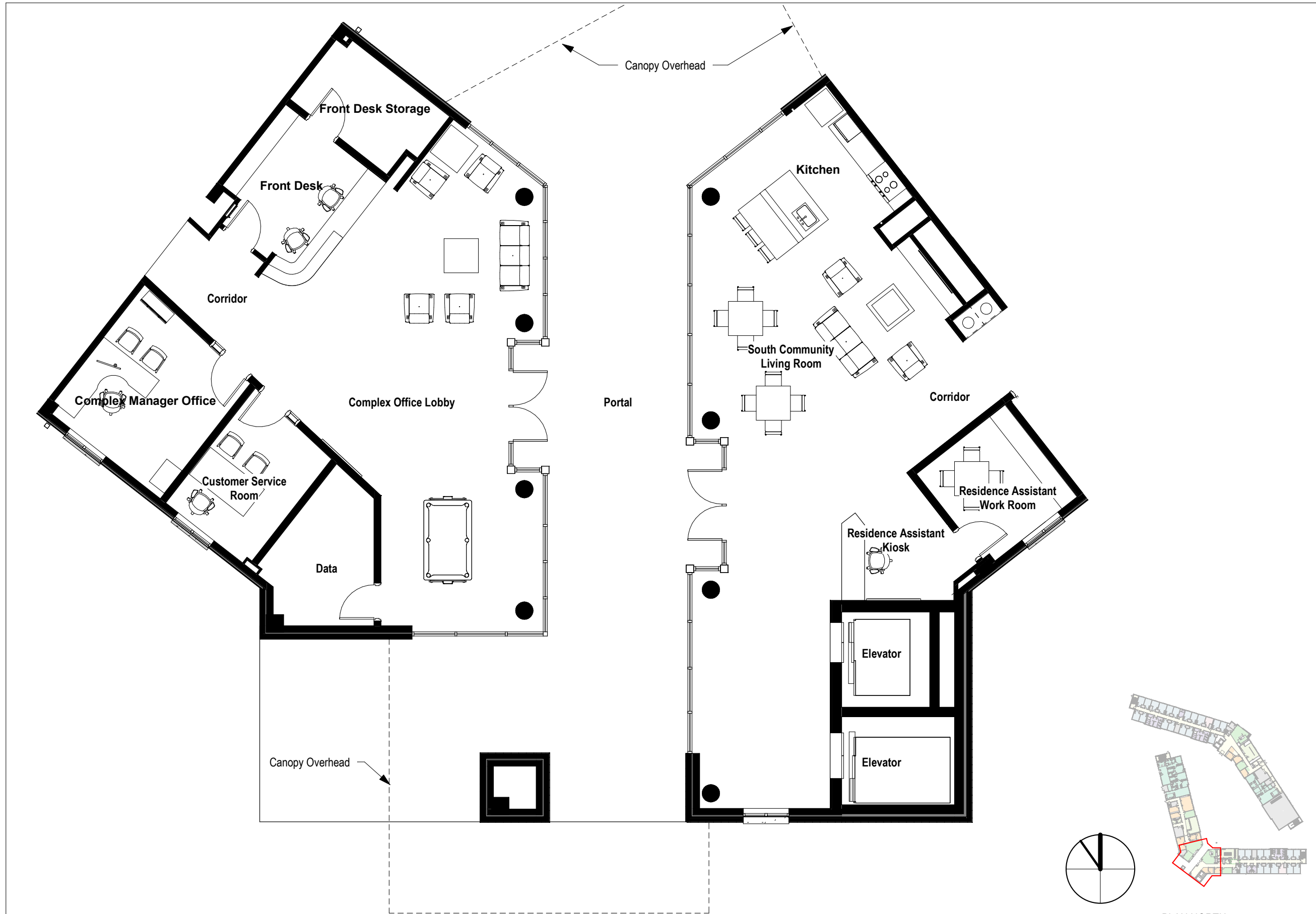
Hilltop Housing Complex

Enlarged Knuckle Plan-South

© 2019 Barnes Gromatzky Kosarek Architects

JOB NO: #18150.00  
DATE: 03/21/2019  
RESERVED:

**DD.11**



**Level 1 South Building Complex Office Lobby & South Community Living Room**

Drawing Name: Enlarged Knuckle Plan-South

4/3/2019 11:44:09 AM

**TAB 3: ARCHITECTURAL ENLARGED FLOOR PLANS**

**Barnes  
Gromatzky  
Kosarek  
Architects**

1508 West 5th Street-Suite 200  
Austin, Texas 78703  
512.476.7133  
Fax: 512.478.2624

**Mackey Mitchell  
Architects**

900 Spruce Street-Suite 500  
St. Louis, Missouri 63102  
314.421.1815

100% DD

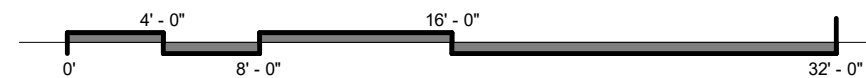
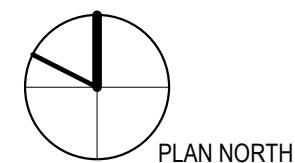
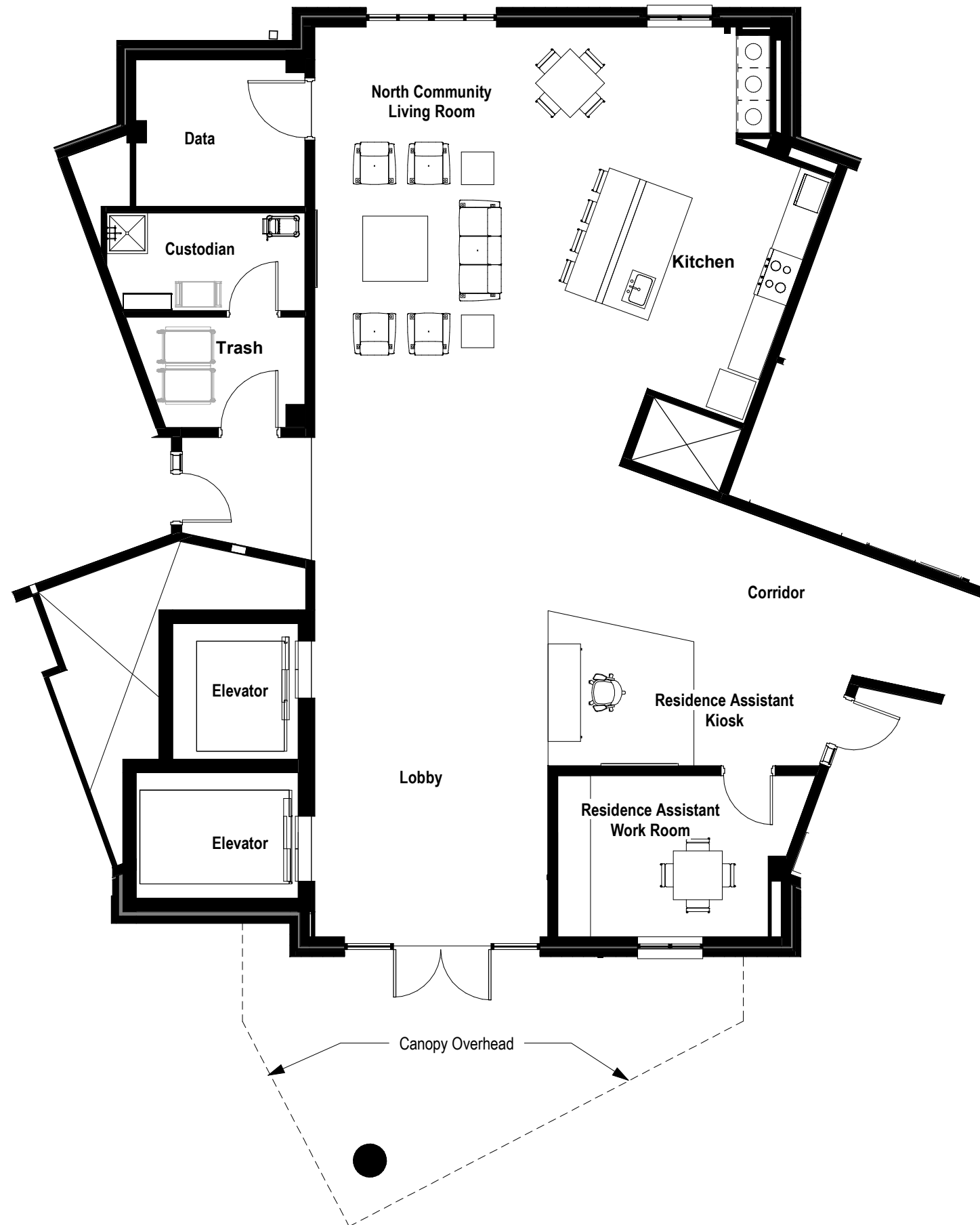
**Texas State  
University**

**Hilltop Housing Complex**

**Enlarged Knuckle Plan-North**

© 2019 Barnes Gromatzky Kosarek Architects

JOB NO: #18150.00  
DATE: 03/21/2019  
RESERVED:



**Level 1 North Building - North Community Living Room**

TSUS Board of Regents Quarterly Meeting  
May 23-24, 2019

413

**DD.12**

Drawing Name: Enlarged Knuckle Plan-North

Printed on: 4/3/2019 11:44:20 AM

**Barnes  
Gromatzky  
Kosarek  
Architects**

1508 West 5th Street-Suite 200  
Austin, Texas 78703  
512.476.7133  
Fax: 512.478.2624

**Mackey Mitchell  
Architects**

900 Spruce Street-Suite 500  
St. Louis, Missouri 63102  
314.421.1815

100% DD

**Texas State  
University**

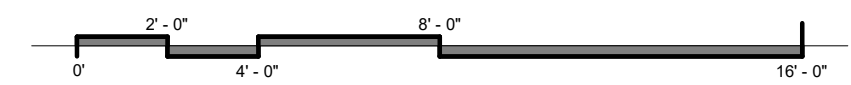
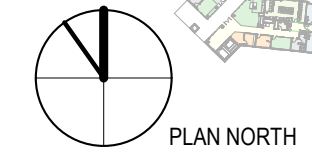
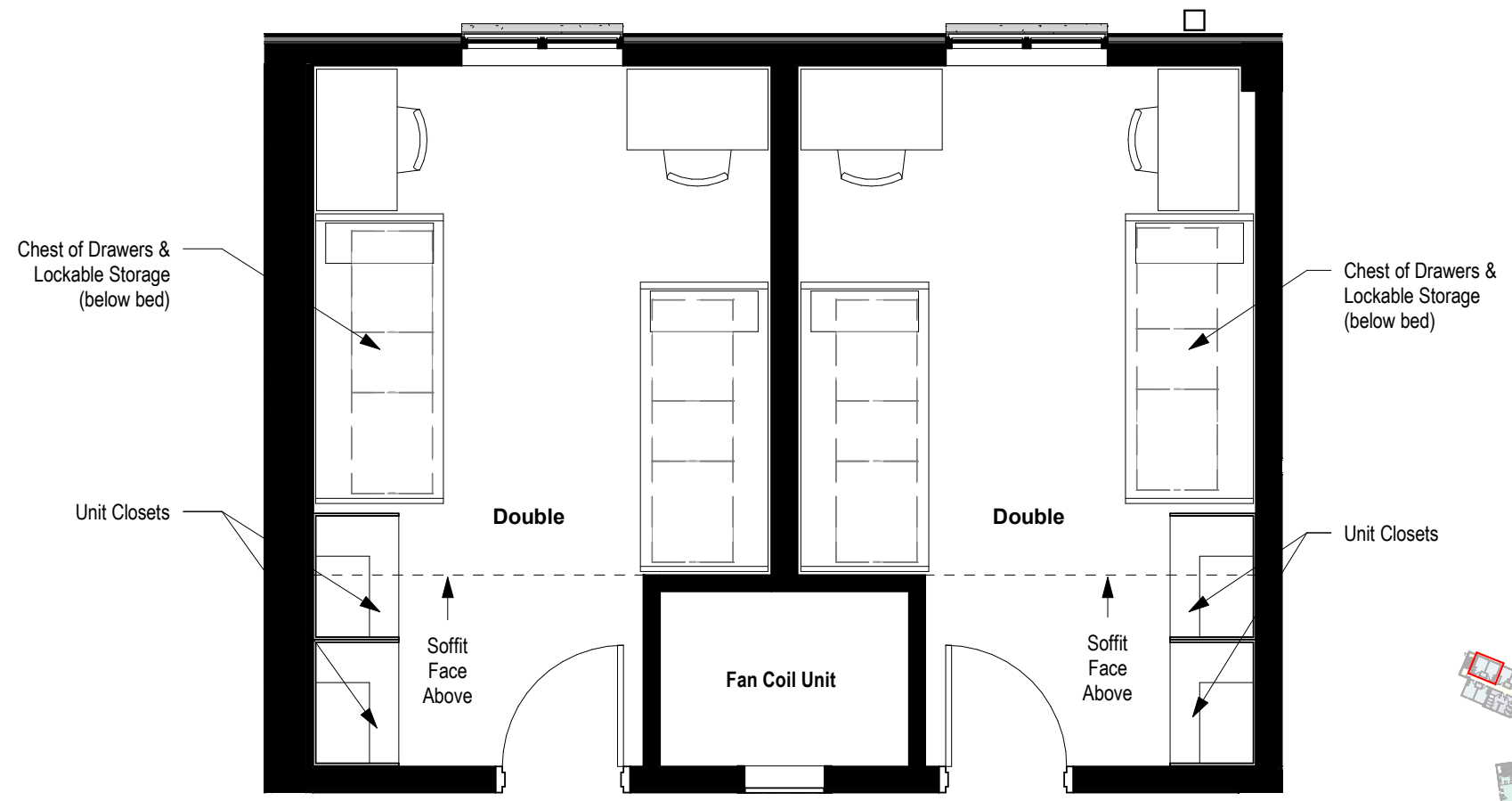
Hilltop Housing Complex

Typical Student Rooms

© 2019 Barnes Gromatzky Kosarek Architects

JOB NO: #18150.00  
DATE: 03/21/2019  
RESERVED:

**DD.40**



Drawing Name: Typical Student Rooms  
4/3/2019 11:44:49 AM  
TSS Board of Regents Quarterly Meeting  
May 23-24, 2019

**Typical Double Unit**

414

**Barnes  
Gromatzky  
Kosarek  
Architects**

1508 West 5th Street-Suite 200  
Austin, Texas 78703  
512.476.7133  
Fax: 512.478.2624

**Mackey Mitchell  
Architects**

900 Spruce Street-Suite 500  
St. Louis, Missouri 63102  
314.421.1815

100% DD

**Texas State  
University**

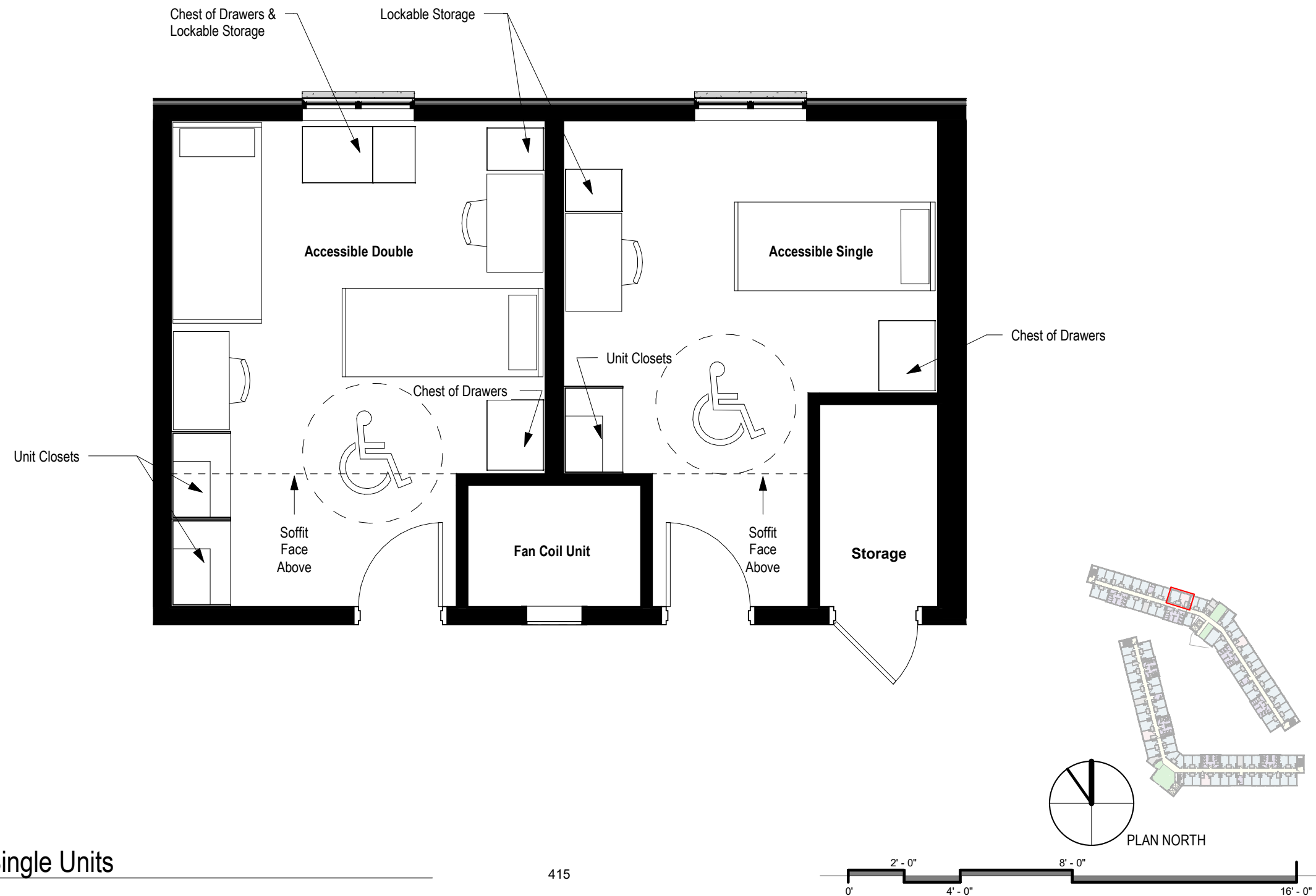
Hilltop Housing Complex

Typical Student Rooms

© 2019 Barnes Gromatzky Kosarek Architects

JOB NO: #18150.00  
DATE: 03/21/2019  
RESERVED:

**DD.41**



Drawing Name: Typical Student Rooms

4/3/2019 11:45:01 AM

**Barnes  
Gromatzky  
Kosarek  
Architects**

1508 West 5th Street-Suite 200  
Austin, Texas 78703  
512.476.7133  
Fax: 512.478.2624

**Mackey Mitchell  
Architects**

900 Spruce Street-Suite 500  
St. Louis, Missouri 63102  
314.421.1815

100% DD

**Texas State  
University**

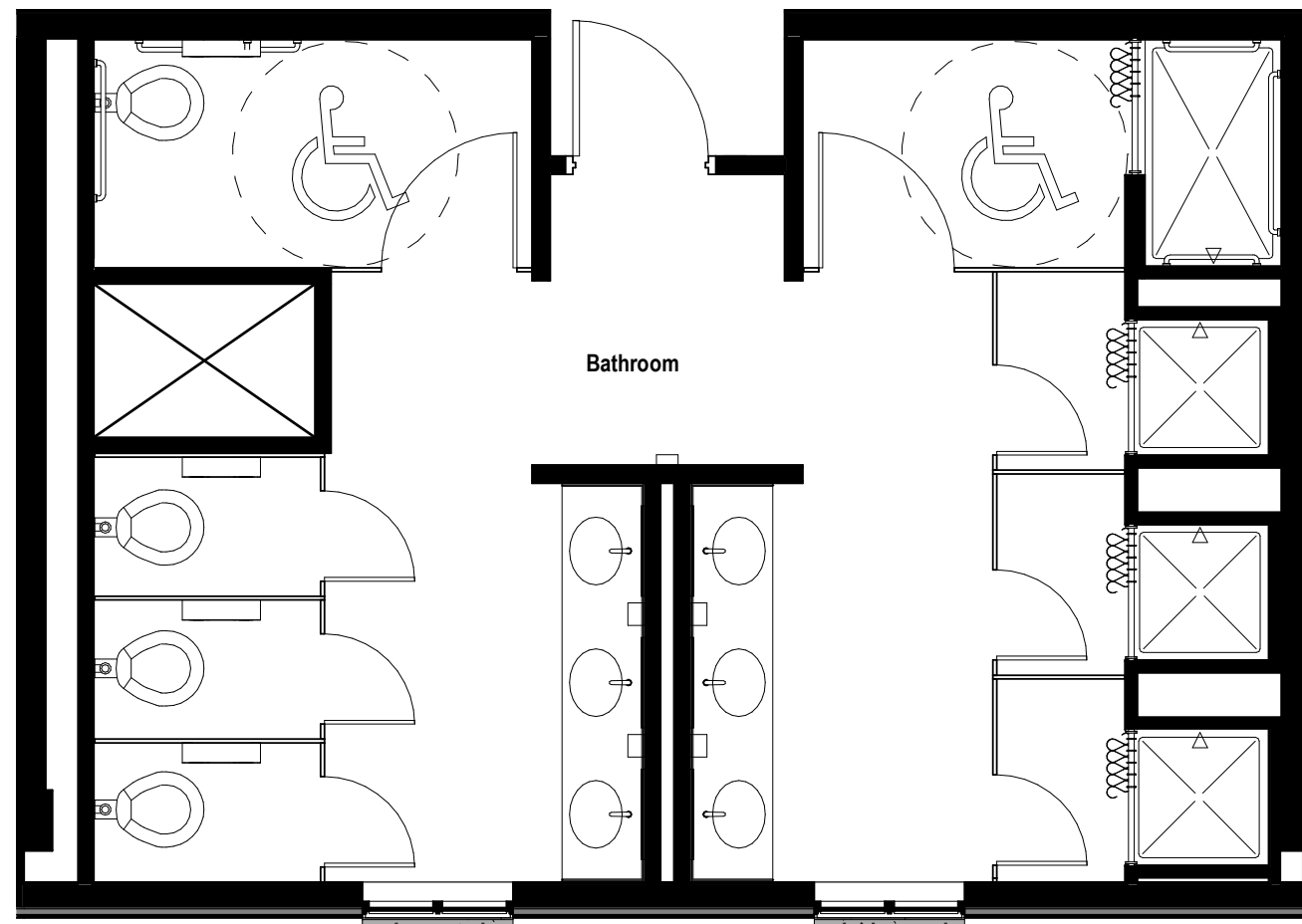
Hilltop Housing Complex

Restrooms

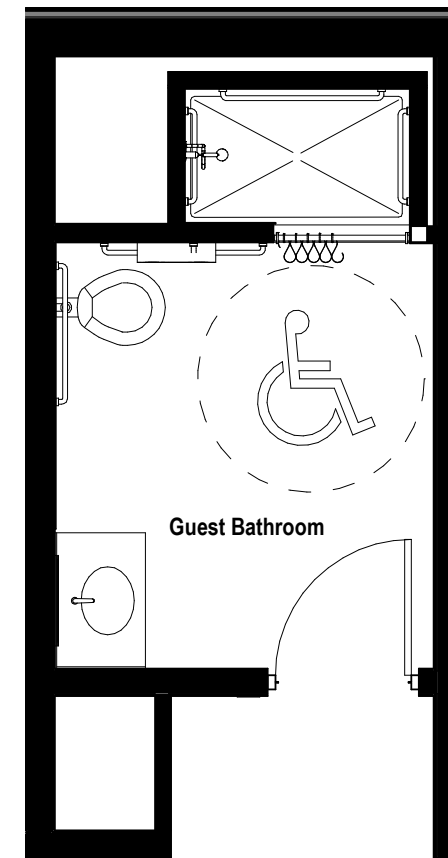
© 2019 Barnes Gromatzky Kosarek Architects

JOB NO: #18150.00  
DATE: 03/21/2019  
RESERVED:

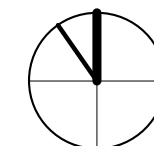
**DD.42**



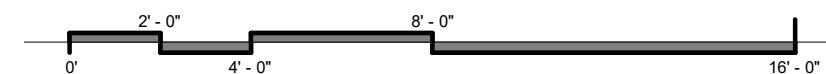
Typical Group Bathroom - #1



Typical Guest Bathroom - #2

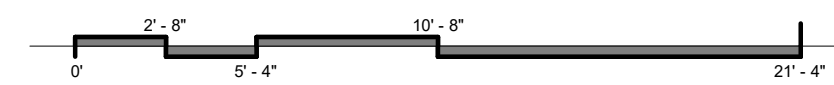
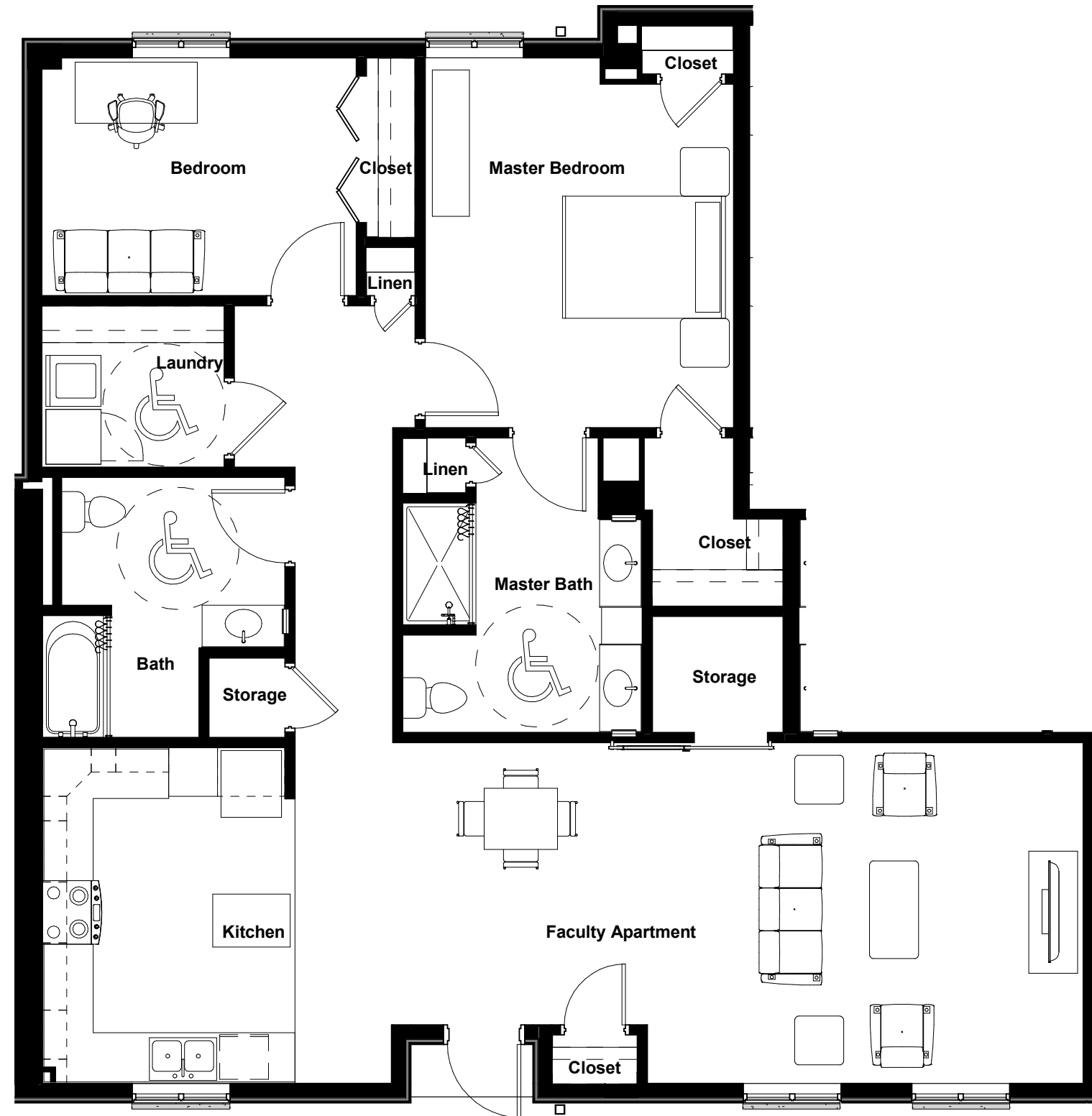


PLAN NORTH



Drawing Name: Restrooms

4/3/2019 11:45:11 AM



**Barnes  
Gromatzky  
Kosarek  
Architects**

1508 West 5th Street-Suite 200  
Austin, Texas 78703  
512.476.7133  
Fax: 512.478.2624

**Mackey Mitchell  
Architects**

900 Spruce Street-Suite 500  
St. Louis, Missouri 63102  
314.421.1815

100% DD

**Texas State  
University**

Hilltop Housing Complex

Faculty Apartment

© 2019 Barnes Gromatzky Kosarek Architects

JOB NO: #18150.00  
DATE: 03/21/2019  
RESERVED:

**DD.43**

Drawing Name: Faculty Apartment

4/3/2019 11:45:21 AM



**Barnes  
Gromatzky  
Kosarek  
Architects**

1508 West 5th Street-Suite 200  
Austin, Texas 78703  
512.476.7133  
Fax: 512.478.2624

**Mackey Mitchell  
Architects**

900 Spruce Street-Suite 500  
St. Louis, Missouri 63102  
314.421.1815

100% DD

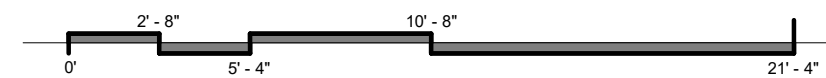
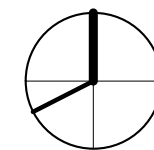
**Texas State  
University**

Hilltop Housing Complex

RD Apartment South

© 2019 Barnes Gromatzky Kosarek Architects

JOB NO: #18150.00  
DATE: 03/21/2019  
RESERVED:



Drawing Name: RD Apartment South

4/3/2019 11:45:31 AM



**Barnes  
Gromatzky  
Kosarek  
Architects**

1508 West 5th Street-Suite 200  
Austin, Texas 78703  
512.476.7133  
Fax: 512.478.2624

**Mackey Mitchell  
Architects**

900 Spruce Street-Suite 500  
St. Louis, Missouri 63102  
314.421.1815

100% DD

**Texas State  
University**

Hilltop Housing Complex

RD Apartment North

© 2019 Barnes Gromatzky Kosarek Architects

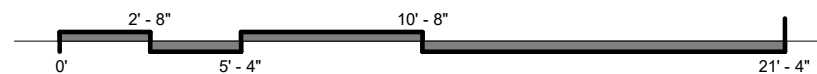
JOB NO: #18150.00  
DATE: 03/21/2019  
RESERVED:

**DD.45**



Drawing Name: RD Apartment North

4/3/2019 11:45:41 AM



**HILLTOP HOUSING COMPLEX +  
HILLTOP UTILITIES EXTENSION  
BUILDING SYSTEMS  
NARRATIVES**

**TAB 4**

**HILLTOP HOUSING COMPLEX**  
**BUILDING SYSTEMS**  
**NARRATIVES**

Project Overview  
Architectural  
Landscaping  
Civil Engineering  
Structural Systems  
Mechanical Systems  
Electrical Systems  
Plumbing Systems  
Fire Suppression Systems  
Fire Alarm Systems  
IT Technology Systems  
Audio Visuals Systems

## **TAB 4: BUILDING SYSTEM NARRATIVES**

Hilltop Housing Complex

### **Project Overview**

The Hilltop Housing project at Texas State University consists of two six-story residence halls housing a total of 836 beds. The two residence halls enclose a courtyard. The courtyard provides opportunities for outdoor activities and seating areas to assist in community building for the complex. Limited parking is provided for Residence Director apartments, visitors, delivery, and includes three accessible parking spaces. The two-building complex has a total of 207,240 gross square feet.

Hilltop Housing Complex

## **Architectural Design Narrative**

### **Introduction:**

The new buildings support the goals of the Department of Housing and Residential Life for this project and provide a cost-conscious facility to foster student retention and success. To keep construction costs low, expensive finishes are kept to a minimum on the exterior and in the interior finishes.

The project is laid out on the site to address the needs of the Department of Housing and Residential Life and allow for future master-plan concepts for the site. The two 6-story buildings provide two distinct living communities, one to the northeast and one to the southwest and are arranged around a central courtyard.

### **Architectural Considerations:**

These buildings use the campus standard brick, plaster, and dark bronze aluminum windows and storefronts and a modified bitumen roof. The architectural style is guided by Texas State University's Architectural Design Guidelines but identifiable in its own right with a more contemporary feel.

Designed around a central courtyard, the project meets all the 'build-to' lines established in the Campus Master Plan. To meet the program requirements, and given the site constraints, the buildings were designed to be 6-stories. Student gathering spaces in the courtyard include an overlook promontory and entry patio next to the main entry.

The student rooms are primarily double units with some single and triple units at key locations. The student rooms are served by fan coil units within a shared closet located between student rooms. This design provides a space-efficient layout that minimizes the room square footages resulting in reduced project cost. Rooms include sealed and polished concrete floors and exposed painted deck ceilings.

### **Interior Design:**

The interior finishes support the overall design by blending contemporary and traditional detailing with cost-conscious materials. Finishes are enhanced in public areas like the complex office lobby and the main level community rooms. The materials used are durable and low maintenance. The colors are warm and timeless.

Quiet areas for group study and public areas to 'see-and-be-seen' are distributed throughout the plan, supporting collaboration and interaction. As per student input, the public area spaces at upper floors are relatively modest in size to provide for more student interaction than community building spaces at main floor public spaces.

## **TAB 4: BUILDING SYSTEM NARRATIVES**

Hilltop Housing Complex

### **Landscaping Design Narrative:**

The new Hilltop Residence Hall is the first new project in the proposed Hilltop Neighborhood. The site is situated on top of the hill and has a strong visual and physical connection to the main Campus and Bobcat Trail.

#### **Courtyard Spaces:**

The courtyard spaces create a central gathering space and are an extension of the building. Outdoor seating and a barbecue area encourage students to get outside and interact in both small and large groups. Outdoor furniture such as tables and chairs, benches, etc., are provided. Large lawn areas provide space for physical and sport activities.

Pedestrian circulation through the site and the plazas considers existing topography by incorporating sloping sidewalks whenever possible so that access to and through the plaza spaces is seamless. Accessible ramps and steps with railings are used only as needed.

In order to make the courtyard spaces inviting and functional, scale and relief from the sun are important. The design team studied the sun exposure and the scale of the courtyard so that the location and orientation of the plazas take advantage of prevailing breezes and shading from the building and existing trees. New trees have been located to maximize shade and create pedestrian-scale spaces.

#### **Hardscape Materials:**

Hardscape materials were selected based on durability and aesthetics. Materials complement the building architecture as well as the Campus as a whole. The design and selection of the hardscape consider safety, durability, and maintenance. Campus Standard pavers are used for walkways in the public spaces around the building. Paving within the courtyard spaces is a combination of standard concrete and pervious concrete.

Lighting is provided so that the overall site and courtyard are inviting, functional, and safe. Lighting is a combination of architectural lighting on and in the building, wall lights and pedestrian-scale pole lights that match the Campus Standard.

#### **Landscape Materials:**

Planting includes shrubs and groundcovers. A combination of shade trees and understory trees provide shade, color, interest and help soften the hardscape elements. The selection of landscape plant materials was coordinated with Texas State Staff. Plants are native or adapted species selected based on low water use, low maintenance requirements and the ability to withstand a campus environment yet be aesthetically pleasing. Except for the play lawn in the courtyard, lawn areas throughout the site are minimized to reduce the amount of water required for irrigation as well as to reduce the amount of required maintenance.

#### **Irrigation System:**

The irrigation system incorporates all of the Campus irrigation standards. Components are efficient with zones separated based on water needs, exposure and more. The system includes all necessary equipment to connect to the Campus Central Control system.

Hilltop Housing Complex

**Civil Engineering Design Narrative**

**Erosion /Sedimentation Control:**

Silt fence, mulch sock, triangular filter dike, and stabilized construction entrances will control erosion and sediment during construction. All temporary and permanent erosion and sediment controls meet the requirements of the San Marcos Municipal Separate Storm Sewer System permitting system.

**Grading, Drainage, and Storm Water Management:**

The project matches the impervious cover from the pre-development condition eliminating the need for stormwater detention to attenuate for peak stormwater discharge from the project site. The site, in general, drains stormwater runoff in two directions, northwest and southeast.

**Domestic and Fire Water:**

The Hilltop Housing Complex is served by a new 10” Ductile Iron Class 350 water line. New fire hydrants tap off the 10” water line. The installation complies with Texas Commission on Environmental Quality and Campus Construction Standards.

**Wastewater:**

Using gravity, the wastewater from the Hilltop Housing Complex flows in a 6” wastewater line to the south and a 6” wastewater line to the northwest. Installation complies with Texas Commission on Environmental Quality and Campus Construction Standards.

**Chilled Water Supply and Return:**

Pre-Insulated Chilled Water Supply and Return lines serve the Hilltop Housing Complex from the central plant.

**Steam Supply and Condensate:**

Existing Pickard Street Steam Supply and Condensate lines serve the Hilltop Housing Complex from the central plant.

## **TAB 4: BUILDING SYSTEM NARRATIVES**

Hilltop Housing Complex

### **Structural Systems Design Narrative**

The building consists of two 6-story towers—a south tower and a north tower. The towers are massed as two bent bars and situated on the site to create an inner courtyard. The east end of both towers have partial basement mechanical spaces. The structural system complies with the 2015 International Building Code and Texas State University Construction Guidelines.

The primary criteria that informed the selection of the structural system includes economy, number of floors, fire rating, schedule, and other constructability factors. For most of the floors of the building, the residential program lends to a stacking floor plan that repeats itself, which in turn led to the structural systems that were selected. The lowest level of the building nearest grade house a mixture of program elements, some of which do not align with the stacking walls of the floors above. For this reason, the Design Team and Construction Manager selected the use of a concrete podium that allows for a load bearing wall structural system above it and more sparse framing below. Typical framing was designed for each option, comparative pricing developed, and results were evaluated by the Design Team and Construction Manager. The selected structural system for each of the towers is as follows:

- South Tower:
  - First elevated floor level – Concrete Podium
  - Upper floor levels – Composite slab-on-metal deck and light gauge metal bearing walls
- North Tower:
  - All elevated floor levels – Post-tensioned concrete flat plate

The building columns are supported by drilled piers or alternatively spread footings bearing in the relatively shallow rock. The ground floor framing of the building is a mixture of the following:

- Slab-on-grade where existing soils permit
- Structured slab-on-grade where the geotechnical engineer has identified existing loose soils
- Elevated flat slab over crawl space where grade is significantly lower than the first floor

The roofs of both towers are low-sloped framed with metal roof deck. The north tower roof deck is supported by steel joists and girders. The south tower roof deck is supported by load bearing walls similar to the typical levels below. Both the north and south towers have a raised center portion (knuckle) to allow for the elevator overruns and the elevator machine room penthouses.

Lateral wind loads acting on the building are resisted by concrete shearwalls in the north tower and a mixture of concrete and concrete masonry unit shearwalls in the south tower. Shearwalls are generally located at the stairwells, elevator shafts, and restroom walls.



Hilltop Housing Complex

### **Mechanical Systems Design Narrative**

All mechanical systems for the Hilltop Housing Complex are designed consistent with the Texas State University Construction Standards and the requirements of the 2015 International Building, Mechanical, and Energy Conservation Code.

Cooling is provided via chilled water from the Campus Central Plant. There are two, variable, fully-redundant secondary chilled water pumps providing water to both buildings. Heating is provided by steam generated at the Campus Central Plant. The medium pressure steam is distributed to two, variable, fully-redundant shell and tube, steam-to-hot-water heat exchangers. The heating water is then pumped to both buildings by two, fully-redundant primary hot water pumps.

Outside air is provided by 4-pipe, modular, dedicated outdoor air units located on the roof of each building wing. Units provide dedicated outside air to the return air section of three styles of units in the building: 1) the dorm fan coil units, 2) the primary variable air volume air handlers serving the first floor, and 3) the direct expansion heat pump units serving the apartments on the first floor. These units serve as primary cooling and makeup air for each of the group bathrooms by utilizing single-duct, variable-air-volume terminal boxes with electric reheat.

The first floor of both buildings house administration offices and several multi-occupant student common spaces. These spaces are served by 2-pipe modular air handling units with single-duct, variable-air-volume terminal boxes with electric reheat.

Each student room is served by a 2-pipe vertical fan coil unit inside a mechanical closet between two dorm rooms. Cooling is provided by chilled water and heating is provided by electric resistance heat.

The common lounge space located at the knuckle of each residential floor is served by 4-pipe, modular rooftop units with single-duct, variable-air-volume terminal boxes with electric reheat.

Each of the Resident Director and Faculty Apartments have their own vertical, direct expansion heat pump fan coil unit located in an adjacent mechanical closet.

The primary exhaust sources for building support rooms, such as Bath, Janitor and Trash/ Recycling, are ducted up through vertical risers to the roof and discharged using a centrifugal rooftop fan. The Laundry, Kitchen, and Apartment exhausts located on the first floors of the buildings discharge through sidewall louvers or wall terminations.

A direct digital control building control and monitoring system is provided. This building control and monitoring system is connected to the campus facility management system wide area network through a static communication drop provided by Texas State University Information Technology Department.

## **TAB 4: BUILDING SYSTEM NARRATIVES**

Hilltop Housing Complex

### **Electrical Systems Design Narrative**

The Hilltop site is served by two new 12,470-volts 3-phase, 4-wire, delta, 60-hertz primary circuits. The main switchgear for both the north and south buildings is 208/120-volts 3-phase, 4-wire, service entrance rated switchgear with a 5000-amp main power circuit breaker. All circuit breakers within the main switchboard are individually mounted and compartmented. The main switchgear feeds three distribution boards, one for power, one for lighting, and one for receptacles. This is required per the American Society of Heating, Refrigeration, and Air-Conditioning Engineers (ASHRAE) 90.1, 2013. The distribution boards feed branch panel-boards of their respective systems throughout the facility.

A 208/120-volts, 3-phase, 4-wire 500 kilowatt diesel driven generator serves both the north and south buildings. The generator is mounted on a concrete pad on grade and includes a Level 2 sound-attenuating weatherproof housing. The fuel tank is a sub base tank Underwriters Laboratory (UL)142 listed and provides 48 hours of operation at full load.

Lighting fixtures and controls comply with Texas State University Construction Standards, the latest recommendations of the Illuminating Engineering Society of North America (IESNA), ASHRAE 90.1, 2013, and National Fire Protection Association (NFPA) 101

General-purpose receptacles are located per the National Electrical Code (NEC) 2017 for dormitories.

The lightning protection system is UL 96A master labeled system consisting of air terminals on roofs, roof mounted mechanical equipment, stacks, bonding of structure and other metal objects; grounding electrodes; and interconnecting conductors

Hilltop Housing Complex

**Plumbing Systems Design Narrative**

The plumbing system is designed in compliance with the 2015 Uniform Plumbing Code and International Energy Conservation Code in compliance with the Texas State University Construction Standards, as well as the American Society of Plumbing Engineers Guidelines.

Plumbing fixtures such as water closets, lavatory faucets, and shower heads are low consumption type. Drinking fountains in public corridors include bottle filling stations.

Domestic cold and hot water systems are piped to all plumbing fixtures in the facility and include backflow protection. A domestic water booster pump system is provided in order to keep pressure at desirable levels. The piping is insulated and is provided with shutoff valves for isolation of piping sections for maintenance and repair.

To mitigate scale buildup, domestic water is softened prior to entering the water heating system. A system of steam-to-domestic-water heat exchangers are used for generating domestic hot water. Hot water is then routed through a system of thermostatic mixing valves to limit hot-water temperature and minimize the risk of being scalded.

Sanitary waste and vent systems are piped to all plumbing fixtures in the facility. Floor drains and floor sinks are served by trap primers.

Stormwater piping is routed through exterior leaders as specified by the architect. At grade, they connect to downspout boots that convey the water underground to the site storm water piping.

## **TAB 4: BUILDING SYSTEM NARRATIVES**

Hilltop Housing Complex

### **Fire Suppression Systems Design Narrative**

The fire-suppression system was specified and designed in compliance with the International Fire Code, applicable National Fire Protection Association (NFPA) Standards, and Texas State University Construction Standards.

A fully automatic, wet-pipe combination fire-sprinkler and fire-standpipe system is provided throughout both buildings. A fire-pump is provided in order to attain adequate flow and pressure at the top-most fire hose valves. Pressure reducing valves are provided on each level so that maximum pressures are not exceeded either. System components are rated either standard-pressure or high-pressure, depending on where in the system each one is located.

Water for the fire-suppression system is provided by the city water supply and includes backflow prevention. A separate yard-type fire department connection is provided for each building, as coordinated with the campus fire marshal. The system is monitored by the building's fire alarm system.

Sprinkler and standpipe piping throughout the building is comprised of black steel and has a thickness of Schedule 40. Sprinkler heads are upright, concealed pendent, or concealed sidewall, as required to meet the layout of each space.

### **Fire Alarm Systems Design Narrative**

A new automatic, addressable fire-alarm system is provided throughout the facility and is monitored by the local fire-department and campus monitoring systems. A remote annunciator panel is provided at the main-floor elevator lobby in both the south and north buildings.

The system is designed in compliance with the International Fire Code, applicable NFPA Standards, and Texas State University Construction Standards.

Features of the system include audible and visual notification appliances as part of in-building fire emergency voice/alarm communication throughout, manual pull stations at the ground-floor public exits, smoke detectors in sleeping areas and with heat detectors for elevator control, duct smoke-detectors for damper control and Heating Ventilation and Air Conditioning (HVAC) shutdown, and monitoring of the fire-sprinkler system. Voice notification includes intelligibility in applicable areas.

Hilltop Housing Complex

**Information Technology Systems Design Narrative**

The technology infrastructure design for the Texas State University Hilltop Housing Complex fully supports current high-speed voice and data applications and provides a seamless migration for the future deployment of converged voice, data, and video applications utilizing Internet Protocol (IP) technology. The fiber optic backbone, outside plant telephone cables and broadband radio frequency (video) cables are terminated in the project's Main Equipment Room. Texas State University has standardized on the Ortronics cabling system, which provides up to a 25-year warranty.

The technology infrastructure is fully compliant with the latest versions of the Commercial Building Telecommunications Cabling standards and the Texas State University adopted cabling standards. Supported speeds include up to 1 Gigabit ethernet in the Category 6 horizontal subsystem from the main equipment room and telecom rooms to telecommunications outlets and 1 Gigabit and 10 Gigabit ethernet in intra-building backbone.

**Security:**

The new facility is equipped with a single tiered access control system and a video surveillance system. The system controls and monitors access into areas of the building, and to allow access to appropriately authorized residents and personnel only. All exterior exit doors receive delayed egress devices. The system is compatible with the existing university system and is able to interface with the access control and video surveillance management system database. Access to the facility is controlled by the presentation of a credential (security ID card). The access control and video surveillance systems have the ability to report back to centralized security command centers via the Texas State University campus data network.

**Audio Visual Systems Design Narrative**

First floor Community Lounges have a wall-mounted flat panel display with data and coaxial television drops as well as a local HDMI input plate. The display shows cable tv and wired Bring Your Own Device (BYOD) content.

The Conference Room has a wall-mounted flat panel display with data and coaxial drops and HDMI connections. The display shows wired and wireless BYOD content.

**HILLTOP UTILITIES EXTENSION  
BUILDING SYSTEMS  
NARRATIVES**

Project Overview  
Landscaping  
Civil Engineering  
Electrical Systems

Hilltop Utilities Extension

**Project Overview**

This Hilltop Utilities Extension at Texas State University, San Marcos will supply utilities to support the 836 bed Hilltop Housing Complex residence hall and the future academic and research building. Chilled water supply and return, and electrical power utilities are supplied from the Central Plant. Domestic water, wastewater, electrical, chilled water supply and return, and communications extend to the Hilltop Housing Complex and the Hilltop neighborhood to facilitate future development in this area.

**Landscaping Design Narrative**

Landscape along the utility corridor is repaired where construction efforts disturb the existing landscape. Vegetation is restored to match preconstruction conditions. The materials selected for landscaping efforts follow the Campus Standard with consideration to low water use, low maintenance requirements, and with careful consideration to the specific Hilltop site.

**Civil Engineering Design Narrative**

**Erosion /Sedimentation Control:**

The temporary erosion and sediment controls used during construction consist of silt fence, rock berms, triangular filter dike, and stabilized construction entrances. The temporary and permanent erosion and sediment controls meet the San Marcos Municipal Separate Storm Sewer System (MS4) permit requirements which has been issued to Texas State University.

**Domestic and Fire Water:**

The design includes replacing the existing 6" and 12" water mains with a new 12" Ductile Iron Class 350 water main in Matthews Street from Student Center Drive to Elm Street. A new 10" water line taps off the new replacement water main and runs up to the hilltop area and terminates just west of the Hilltop Housing Complex location. An existing fire hydrant connects to the new 12" water main and a new hydrant connects at the end of the 10" line extension. Installation complies with the Texas Commission on Environmental Quality (TCEQ) and Campus Construction Standards.

**Wastewater:**

The design includes replacing the existing wastewater main with a new 8" PVC SDR 26 gravity wastewater main in Matthews Street from Student Center Drive to Elm Street Installation complies with TCEQ and Campus Construction Standards.

## **TAB 4: BUILDING SYSTEM NARRATIVES**

### Hilltop Utilities Extension

#### **Chilled Water Supply and Return:**

The design connects 18" diameter high-density polyethylene (HDPE) chilled water supply and return lines to the existing 14" chilled water supply and return lines in the existing Lot 207 parking lot off Elm Street. The new 18" diameter chilled water supply and return routes from Lot 207 parking lot east up the hill to the Hilltop area and terminates just west of the Hilltop Housing Complex location. There are options proposed for different materials for the chilled water piping. Alternates are proposed for additional campus looping with options for chilled water piping material.

#### **Electrical Systems Design Narrative**

New parallel duct banks and vaults facilitate future ties between the Central Plant Annex and South Chiller Plant. It also facilitates re-routing four medium voltage circuits away from the existing path down student center drive and through the Hilltop area west of the Hilltop Housing Complex. There are two new medium-voltage circuits provided to serve the new Hilltop Housing Complex and future development. Installations complies with Texas State University Construction Standards and the National Electrical Code (NEC) 2017.

A new communication duct bank allows for future pathways from the tunnel down Matthews Street to the Central Plant and to the Annex. There also is a communication duct bank coming from Matthews Street up to the Hilltop area west of the Hilltop Housing Complex.



**HILLTOP HOUSING COMPLEX +  
HILLTOP UTILITIES EXTENSION**

**DETAILED COST  
ESTIMATES**

**TAB 5**

**HILLTOP HOUSING COMPLEX**  
**DETAILED COST**  
**ESTIMATES**

SUMMARY	COST OF WORK			COST OF WORK			COST OF WORK			TOTALS		
	PCR NORTH TOWER	VCC 3-25-19 NORTH TOWER	NORTH TOWER DELTA	PCR SOUTH TOWER	VCC 3-25-19 SOUTH TOWER	SOUTH TOWER DELTA	PCR SITE	VCC 3-25-19 TTL SITE	SITE DELTA	PCR TOTAL	VCC 3-25-19 TOTAL	TOTAL DELTA
01 General Requirements	\$ 1,638,933	\$ 1,741,511	\$ (102,579)	\$ 1,601,808	\$ 1,392,812	\$ 208,996	\$ 97,500	\$ 107,133	\$ (9,633)	\$ 3,338,240	\$ 3,241,456	\$ 96,784
01 General Requirements (General)										\$ -	\$ 395,001	\$ (395,001)
02 Existing Conditions	\$ -	\$ -	\$ -	\$ -	\$ -	\$ -	\$ -	\$ -	\$ -	\$ -	\$ -	\$ -
03 Concrete	\$ 3,133,611	\$ 3,230,890	\$ (97,279)	\$ 1,997,997	\$ 1,977,887	\$ 20,110	\$ 653,846	\$ 726,480	\$ (72,635)	\$ 5,785,453	\$ 5,935,257	\$ (149,804)
04 Masonry	\$ 346,100	\$ 251,295	\$ 94,805	\$ 739,009	\$ 567,656	\$ 171,353	\$ 73,100	\$ 141,081	\$ (67,981)	\$ 1,158,209	\$ 960,032	\$ 198,177
05 Metals	\$ 907,630	\$ 807,948	\$ 99,682	\$ 1,086,451	\$ 920,932	\$ 165,519	\$ 55,275	\$ 153,790	\$ (98,515)	\$ 2,049,356	\$ 1,882,670	\$ 166,686
06 Wood, Plastics and Composites	\$ 579,305	\$ 494,598	\$ 84,707	\$ 690,280	\$ 517,683	\$ 172,597	\$ -	\$ -	\$ -	\$ 1,269,585	\$ 1,012,281	\$ 257,304
07 Thermal and Moisture Protection	\$ 1,049,645	\$ 1,157,466	\$ (107,821)	\$ 1,099,585	\$ 1,244,260	\$ (144,675)	\$ 7,200	\$ 8,270	\$ (1,070)	\$ 2,156,430	\$ 2,409,996	\$ (253,566)
08 Doors and Windows	\$ 1,217,615	\$ 1,022,795	\$ 194,820	\$ 1,329,620	\$ 1,264,837	\$ 64,783	\$ -	\$ -	\$ -	\$ 2,547,235	\$ 2,287,632	\$ 259,603
09 Finishes	\$ 4,380,397	\$ 4,262,894	\$ 117,503	\$ 5,324,903	\$ 5,488,617	\$ (163,714)	\$ 2,748	\$ 2,025	\$ 723	\$ 9,708,048	\$ 9,753,536	\$ (45,488)
10 Specialties	\$ 412,445	\$ 403,387	\$ 9,058	\$ 388,955	\$ 407,057	\$ (18,102)	\$ 72,200	\$ 37,500	\$ 34,700	\$ 873,600	\$ 847,944	\$ 25,656
11 Equipment	\$ 35,250	\$ 13,665	\$ 21,585	\$ 40,450	\$ 16,493	\$ 23,957	\$ -	\$ -	\$ -	\$ 75,700	\$ 30,158	\$ 45,542
12 Furnishings	\$ 97,510	\$ 26,221	\$ 71,289	\$ 72,660	\$ 27,890	\$ 44,770	\$ -	\$ -	\$ -	\$ 170,170	\$ 54,111	\$ 116,059
13 Special Construction	\$ -	\$ -	\$ -	\$ -	\$ -	\$ -	\$ -	\$ -	\$ -	\$ -	\$ -	\$ -
14 Conveying	\$ 384,000	\$ 362,500	\$ 21,500	\$ 384,000	\$ 355,500	\$ 28,500	\$ -	\$ -	\$ -	\$ 768,000	\$ 718,000	\$ 50,000
21 Fire Suppression	\$ 410,520	\$ 359,810	\$ 50,710	\$ 418,520	\$ 337,397	\$ 81,123	\$ -	\$ -	\$ -	\$ 829,040	\$ 697,207	\$ 131,833
22 Plumbing	\$ 2,614,937	\$ 2,758,228	\$ (143,292)	\$ 2,545,859	\$ 2,607,390	\$ (61,531)	\$ -	\$ -	\$ -	\$ 5,160,796	\$ 5,365,618	\$ (204,823)
23 HVAC	\$ 4,761,706	\$ 5,162,187	\$ (400,481)	\$ 4,806,789	\$ 4,655,530	\$ 151,259	\$ 879,210	\$ 586,460	\$ 292,750	\$ 10,447,704	\$ 10,404,177	\$ 43,527
26 Electrical	\$ 3,495,285	\$ 3,853,577	\$ (358,292)	\$ 3,407,120	\$ 3,524,231	\$ (117,111)	\$ 501,000	\$ 528,215	\$ (27,215)	\$ 7,403,405	\$ 7,906,023	\$ (502,618)
27 Communications	\$ 355,630	\$ 371,259	\$ (15,629)	\$ 351,990	\$ 369,406	\$ (17,416)	\$ -	\$ -	\$ -	\$ 707,620	\$ 740,665	\$ (33,045)
28 Electronic Safety and Security	\$ 472,990	\$ 102,850	\$ 370,140	\$ 478,990	\$ 102,850	\$ 376,140	\$ -	\$ 17,560	\$ (17,560)	\$ 951,980	\$ 223,260	\$ 728,720
31 Earthwork	\$ 132,478	\$ 71,867	\$ 60,611	\$ 136,544	\$ 131,465	\$ 5,079	\$ 272,981	\$ 334,772	\$ (61,791)	\$ 542,003	\$ 538,104	\$ 3,899
32 Exterior Improvements	\$ -	\$ -	\$ -	\$ -	\$ -	\$ -	\$ 788,207	\$ 815,869	\$ (27,662)	\$ 788,207	\$ 815,869	\$ (27,662)
33 Utilities	\$ -	\$ -	\$ -	\$ -	\$ -	\$ -	\$ 637,055	\$ 592,359	\$ 44,696	\$ 637,055	\$ 592,359	\$ 44,696
Subtotal COW	\$ 26,425,985	\$ 26,454,949	\$ (28,964)	\$ 26,901,529	\$ 25,909,892	\$ 991,637	\$ 4,040,322	\$ 4,051,515	\$ (11,193)	\$ 57,367,835	\$ 56,811,356	\$ 556,479 0.98%
Design Contingency	2.00%									\$ 1,147,357	\$ 1,128,858	\$ 18,499
Escalation	7.00%									\$ 4,015,748	\$ 3,992,707	\$ 23,042
CM General Conditions	6.03%									\$ 4,277,283	\$ 4,236,377	\$ 40,906
CM Contingency	3.00%									\$ 2,004,247	\$ 1,985,079	\$ 19,168
Subtotal										\$ 68,812,470	\$ 68,154,375	\$ 658,095
CM Fee	2.99%									\$ 2,120,908	\$ 2,100,625	\$ 20,283
TOTAL										\$ 70,933,378	\$ 70,255,000	\$ 678,378 0.97%

Texas State University  
Hilltop Housing Project  
50% DD Estimate  
March 26, 2019 FINAL RECONCILE

	NORTH	SOUTH	TOTAL
Level Bsmt	3,650	2,600	
Level 1	14,630	16,200	
Level 2 Podium	-	17,080	
Levels 2-6	83,750	-	
Levels 3-6	-	68,320	
Level PH	600	430	
<b>ESTIMATE DETAIL - NORTH TOWER</b>	<b>102,630</b>	<b>104,630</b>	<b>207,260</b>

DESCRIPTION	QTY	UNIT	UNIT COST	EXTENSION	SUBTOTAL	TOTAL
<b>DIVISION 01 - GENERAL REQUIREMENTS</b>						
General Works						
Commissioning Coordination	60	wk	\$ 2,000.00	\$ 120,400		
Cleanup - Periodic	14	mo	\$ 17,200.00	\$ 240,800		
Cleanup - Final Clean Interior/Glass	102,630	sf	\$ 1.25	\$ 128,288		
Street Clean	60	wk	\$ 750.00	\$ 45,150		
Dumpster	241	pull	\$ 650.00	\$ 156,520		
BIM Coordination	1	ls	\$ 62,500.00	\$ 62,500		
Testing	-		\$ -	\$ -		BY OWNER
Safety Meetings/Materials	1	ls	\$ 21,000.00	\$ 21,000		
Building Perimeter Safety Measures / Maintenance	4,385	lf	\$ 15.00	\$ 65,775		
Project Signage	1	ls	\$ 2,500.00	\$ 2,500		
Layout	1	ls	\$ 57,000.00	\$ 57,000		
			Subtotal		\$ 899,933	
Hoisting						
Tower Cranes, Operated (0.5 crane)	10	mo	\$ 53,000.00	\$ 530,000		
Personnel Hoists, Operated (1 hoist)	9	mo	\$ 21,000.00	\$ 189,000		
Hoist Landings	5	ea	\$ 4,000.00	\$ 20,000		
			Subtotal		\$ 739,000	
			TOTAL DIVISION 01			\$ 1,638,933
<b>DIVISION 02 - EXISTING CONDITIONS</b>						
See Sitework	-		\$ -	\$ -		
			Subtotal		\$ -	
			TOTAL DIVISION 02			\$ -
<b>DIVISION 03 - CONCRETE</b>						
Piers						
NORTH - P1 24" x 14'	3	ea	\$ 1,760.00	\$ 5,280		
NORTH - P2 30" x 14'	4	ea	\$ 2,760.00	\$ 11,040		
NORTH - P3 36" x 14'	24	ea	\$ 3,970.00	\$ 95,280		
NORTH - P4 42" x 14'	17	ea	\$ 5,400.00	\$ 91,800		
Haul Pier Spoils	444	cy	\$ 12.00	\$ 5,327		
			Subtotal		\$ 208,727	
Grade Beams						
NORTH - GB 14x24	81	lf	\$ 46.00	\$ 3,726		
NORTH - GB 16x24	761	lf	\$ 52.00	\$ 39,572		
NORTH - GB 30x24	58	lf	\$ 97.00	\$ 5,626		
			Subtotal		\$ 48,924	
Slabs						
NORTH - 5" SOG	8,972	sf	\$ 7.00	\$ 62,804		
NORTH - 10" Slab on Loose Fill	7,118	sf	\$ 15.00	\$ 106,770		
			Subtotal		\$ 169,574	

Texas State University  
Hilltop Housing Project  
50% DD Estimate  
March 26, 2019 FINAL RECONCILE

	NORTH	SOUTH	TOTAL
Level Bsmt	3,650	2,600	
Level 1	14,630	16,200	
Level 2 Podium	-	17,080	
Levels 2-6	83,750	-	
Levels 3-6	-	68,320	
Level PH	600	430	
	102,630	104,630	207,260

ESTIMATE DETAIL - NORTH TOWER

DESCRIPTION	QTY	UNIT	UNIT COST	EXTENSION	SUBTOTAL	TOTAL
<b>Basement Walls</b>						
NORTH - 10" Basement Wall	520	sf	\$ 28.00	\$ 14,560		
NORTH - 10" Shear Wall Bsmt to 1	420	sf	\$ 28.00	\$ 11,760		
NORTH - 10" Pony Wall Bsmt to 1	290	sf	\$ 28.00	\$ 8,120		
NORTH - 15" Basement Wall	670	sf	\$ 32.00	\$ 21,440		
			Subtotal		\$ 55,880	
<b>Shear Walls / Elevator and Stair Walls</b>						
NORTH - 10" Shear Walls	7,176	sf	\$ 26.00	\$ 186,576		
NORTH - 10" Elevator Core Shear Walls	6,630	sf	\$ 26.00	\$ 172,380		
			Subtotal		\$ 358,956	
<b>Elevated Structural Decks</b>						
NORTH - 10" Elevated Flat Slab over Basement	3,566	sf	\$ 28.00	\$ 99,848		
NORTH - 24" x 18" Edge Beam at Flat Slab over Bsmt	135	lf	\$ 76.00	\$ 10,260		
NORTH - Level 2 - 10" x 24" Beam	92	lf	\$ 42.00	\$ 3,864		
NORTH - Level 2 - 6.5" P-T Flat Plate	14,331	sf	\$ 21.00	\$ 300,951		
NORTH - Level 2 - 8" Flat Plate	2,636	sf	\$ 24.00	\$ 63,264		
NORTH - Levels 3-6 - 10" x 24" Beam	272	lf	\$ 42.00	\$ 11,424		
NORTH - Levels 3-6 - 6.5" P-T Flat Plate	56,916	sf	\$ 21.00	\$ 1,195,236		
NORTH - Levels 3-6 - 8" Flat Plate	9,124	sf	\$ 24.00	\$ 218,976		
NORTH - Roof - 10" x 24" Beam	46	lf	\$ 42.00	\$ 1,932		
NORTH - Roof - 8" Flat Plate	1,319	sf	\$ 24.00	\$ 31,656		
Wet Cure Decks	86,573	sf	\$ 0.75	\$ 64,930		
Re-Shoring	86,573	sf	\$ 0.50	\$ 43,287		
			Subtotal		\$ 2,045,627	
<b>Concrete Columns</b>						
<b>Perimeter Columns</b>						
North Level 1 to Level 3 - 14" x 16"	907	lf	\$ 45.00	\$ 40,805		
North Level 3 to Level 5 - 12" x 16"	770	lf	\$ 58.00	\$ 44,686		
North Level 5 to Roof - 12" x 14"	839	lf	\$ 34.00	\$ 28,519		
<b>Interior Columns</b>						
North Level 1 to Level 3 - 14" x 18"	373	lf	\$ 51.00	\$ 19,042		
North Level 3 to Level 5 - 14" x 16"	317	lf	\$ 45.00	\$ 14,276		
North Level 5 to Roof - 12" x 16"	345	lf	\$ 39.00	\$ 13,470		
			Subtotal		\$ 160,797	
<b>Miscellaneous Concrete</b>						
Elevator Pits, Complete	2	ea	\$ 8,500.00	\$ 17,000		
Tower Crane Foundations	125	cy	\$ 425.00	\$ 53,125		
Housekeeping Pads / Bases	1	ls	\$ 15,000.00	\$ 15,000		
			Subtotal		\$ 85,125	
TOTAL DIVISION 03					\$	3,133,611

DIVISION 04 - MASONRY

Texas State University  
Hilltop Housing Project  
50% DD Estimate  
March 26, 2019 FINAL RECONCILE

	NORTH	SOUTH	TOTAL
Level Bsmt	3,650	2,600	
Level 1	14,630	16,200	
Level 2 Podium	-	17,080	
Levels 2-6	83,750	-	
Levels 3-6	-	68,320	
Level PH	600	430	
	102,630	104,630	207,260

ESTIMATE DETAIL - NORTH TOWER

DESCRIPTION	QTY	UNIT	UNIT COST	EXTENSION	SUBTOTAL	TOTAL
<b>Masonry</b>						
North - Brick Veneer	8,960	sf	\$ 26.00	\$ 232,960		
North - Cast Stone Window Sills	1,164	lf	\$ 35.00	\$ 40,740		
Scaffolding	8,960	sf	\$ 2.50	\$ 22,400		
				Subtotal	\$ 296,100	
<b>Mock-Up</b>						
Allow for Mock-Ups	1	ls	\$ 50,000.00	\$ 50,000		
				Subtotal	\$ 50,000	
<b>TOTAL DIVISION 04</b>						<b>\$ 346,100</b>

DIVISION 05 - METALS

Steel Framing

NORTH - Roof Area (Use 6 psf + deck)	46	tons	\$ 4,100.00	\$ 187,833		
NORTH - Stair Tower Roof Area (3" Deck)	1	tons	\$ 4,100.00	\$ 2,788		
NORTH - PH Roof Area (Use 5 psf + 3" deck)	4	tons	\$ 4,100.00	\$ 14,801		
Roof Deck	16,987	sf	\$ 4.00	\$ 67,948		
				Subtotal	\$ 273,370	

Stairs

North - 2 Stairs	233	risers	\$ 650.00	\$ 151,293		
North - Mechanical Stair	21	risers	\$ 600.00	\$ 12,414		
Roof Ladder	1	ea	\$ 3,500.00	\$ 3,500		
Pit Ladder	2	ea	\$ 1,200.00	\$ 2,400		
				Subtotal	\$ 169,607	

Miscellaneous Steel

Hangdown Steel	32	tons	\$ 4,800.00	\$ 153,394		
Miscellaneous Steel / Embeds	38	tons	\$ 4,800.00	\$ 184,734		
Miscellaneous Erection	1	ls	\$ 35,000.00	\$ 35,000		
Elevator Steel	2	ea	\$ 20,000.00	\$ 40,000		
Parapet Framing	3,435	sf	\$ 15.00	\$ 51,525		
				Subtotal	\$ 464,653	

**TOTAL DIVISION 05 \$ 907,630**

DIVISION 06 - WOOD AND PLASTICS

Rough Carpentry

Rough Carpentry / Blocking	102,630	sf	\$ 1.00	\$ 102,630		
				Subtotal	\$ 102,630	

Millwork

RD Apartment

Estimated Shelf and Rod	22	lf	\$ 150.00	\$ 3,300		
Estimated 3 Shelf Linen Closet	7	lf	\$ 350.00	\$ 2,450		
Base Cabinet W/Lav Countertop	4	lf	\$ 250.00	\$ 1,000		

Texas State University  
 Hilltop Housing Project  
 50% DD Estimate  
 March 26, 2019 FINAL RECONCILE

	NORTH	SOUTH	TOTAL
Level Bsmt	3,650	2,600	
Level 1	14,630	16,200	
Level 2 Podium	-	17,080	
Levels 2-6	83,750	-	
Levels 3-6	-	68,320	
Level PH	600	430	
	102,630	104,630	207,260

ESTIMATE DETAIL - NORTH TOWER

DESCRIPTION	QTY	UNIT	UNIT COST	EXTENSION	SUBTOTAL	TOTAL
Base Cabinet W/Lav Countertop	9	lf	\$ 250.00	\$ 2,250		
Kitchen						
Base Cabinet W/ Countertop	20	lf	\$ 400.00	\$ 8,000		
Upper Cabinet	13	lf	\$ 225.00	\$ 2,925		
Small Upper Cabinet Over Refrigerator	3	lf	\$ 225.00	\$ 675		
Base Cabinet W/ Countertop	10	lf	\$ 350.00	\$ 3,500		
Base Cabinet Inland W/ Countertop	11	lf	\$ 425.00	\$ 4,675		
Laundry						
Countertop	7	lf	\$ 200.00	\$ 1,400		
Guest						
Lav Countertop - Guest	30	lf	\$ 250.00	\$ 7,500		
SS Lav Countertop	3	lf	\$ 250.00	\$ 750		
Other						
Desk/Work	12	lf	\$ 425.00	\$ 5,100		
Work Counter	13	lf	\$ 200.00	\$ 2,600		
Rooms						
Prefab Closet 3'-0" Wide 7'-2" Tall 2'-1" Deep, 5 Hanging Rod	355	ea	\$ 750.00	\$ 266,250		
Prefab Closet 3'-0" Wide 7'-2" Tall 2'-1" Deep, 5 Hanging Rod	35	ea	\$ 750.00	\$ 26,250		
Lav Countertop - Typical	70	lf	\$ 250.00	\$ 17,500		
Lav Countertop - Typical	35	lf	\$ 250.00	\$ 8,750		
Base Cabinet W/ Countertop - Typical	70	lf	\$ 350.00	\$ 24,500		
Quartz Window Sills	1,164	lf	\$ 75.00	\$ 87,300		
Subtotal					\$ 476,675	
TOTAL DIVISION 06						\$ 579,305

DIVISION 07 - THERMAL & MOISTURE PROTECTION

Insulation/Waterproofing

Elevator Pit Waterproofing	2	ea	\$ 6,000.00	\$ 12,000		
Insulation/Weather Proofing at Exterior Walls	63,914	sf	\$ 7.10	\$ 453,789		
Waterproofing Basement Walls	1,190	sf	\$ 10.00	\$ 11,900		
Parapet Waterproofing / Insulation	3,435	sf	\$ 8.00	\$ 27,480		
Subtotal					\$ 505,169	

Metals

Louvers	2	ea	\$ 500.00	\$ 1,000		
Downspouts	922	lf	\$ 25.00	\$ 23,050		
Subtotal					\$ 24,050	

Roofing

North - Modified Bitumen Roofing / 5" Insulation / Flashing	16,028	sf	\$ 20.00	\$ 320,560		
Walkway Pads	1	allow	\$ 10,000.00	\$ 10,000		
Subtotal					\$ 330,560	

Fireproofing & Fire stopping

Firestopping	102,630	sf	\$ 0.60	\$ 61,578		
--------------	---------	----	---------	-----------	--	--

Texas State University  
 Hilltop Housing Project  
 50% DD Estimate  
 March 26, 2019 FINAL RECONCILE

	NORTH	SOUTH	TOTAL
Level Bsmt	3,650	2,600	
Level 1	14,630	16,200	
Level 2 Podium	-	17,080	
Levels 2-6	83,750	-	
Levels 3-6	-	68,320	
Level PH	600	430	
	102,630	104,630	207,260

ESTIMATE DETAIL - NORTH TOWER

DESCRIPTION	QTY	UNIT	UNIT COST	EXTENSION	SUBTOTAL	TOTAL
					Subtotal	\$ 61,578
Caulking and Sealants						
Caulking and Sealants	102,630	sf	\$ 1.25	\$ 128,288	Subtotal	\$ 128,288
					TOTAL DIVISION 07	\$ 1,049,645
DIVISION 08 - DOORS AND GLAZING						
Glass and Glazing						
NORTH - Windows 3-0 x 8-0	8	ea	\$ 1,440.00	\$ 11,520		
NORTH - Windows 3-3 X 4-8	40	ea	\$ 910.00	\$ 36,400		
NORTH - Windows 4-0 x 6-0	211	ea	\$ 1,440.00	\$ 303,840		
NORTH - Windows 4-0 x 8-0	32	ea	\$ 1,920.00	\$ 61,440		
NORTH - Windows 8-0 x 6-0	5	ea	\$ 2,880.00	\$ 14,400		
NORTH - Windows 8-0 x 8-0	1	ea	\$ 3,840.00	\$ 3,840		
NORTH - Storefront	785	sf	\$ 65.00	\$ 51,025	Subtotal	\$ 482,465
Doors / Frames / Hardware Exterior						
Double AL/GL Entry	1	pr	\$ 6,500.00	\$ 6,500		
Double Hollow Metal	2	pr	\$ 2,300.00	\$ 4,600		
Single Hollow Metal	2	ea	\$ 1,800.00	\$ 3,600		
Doors / Frames / Hardware Interior						
Door/Frame/Hardware 3'-0" X 7'-0"/F	255	ea	\$ 1,800.00	\$ 459,000		
Door/Frame/Hardware 2'-6" X 7'-0"/F	10	ea	\$ 1,000.00	\$ 10,000		
Door/Frame/Hardware 3'6" C 7'0"	5	ea	\$ 1,650.00	\$ 8,250		
Door/Frame/Hardware 2'-0" X 7'-0"/F	3	ea	\$ 1,000.00	\$ 3,000		
Door/Frame/Hardware 3'-0" X 7'-0"/F	42	ea	\$ 1,650.00	\$ 69,300		
Door/Frame/Hardware 3'-6" X 7'-0"/F	2	ea	\$ 1,650.00	\$ 3,300		
Door/Frame/Hardware 4'-0" X 7'-0"	3	ea	\$ 1,700.00	\$ 5,100		
Door/Frame/Hardware 5'-0" X 7'-0"	3	ea	\$ 2,400.00	\$ 7,200		
Door/Frame/Hardware 6'-0" X 7'-0"	3	ea	\$ 2,600.00	\$ 7,800	Subtotal	\$ 587,650
Miscellaneous						
Field Water Testing	1	ls	\$ 75,000.00	\$ 75,000		
Allow for Access Doors	50	ea	\$ 450.00	\$ 22,500	Subtotal	\$ 97,500
Interior Glazing						
Allow for Glass	1	ls	\$ 50,000.00	\$ 50,000	Subtotal	\$ 50,000
					TOTAL DIVISION 08	\$ 1,217,615



Texas State University  
Hilltop Housing Project  
50% DD Estimate  
March 26, 2019 FINAL RECONCILE

	NORTH	SOUTH	TOTAL
Level Bsmt	3,650	2,600	
Level 1	14,630	16,200	
Level 2 Podium	-	17,080	
Levels 2-6	83,750	-	
Levels 3-6	-	68,320	
Level PH	600	430	
	102,630	104,630	207,260

ESTIMATE DETAIL - NORTH TOWER

DESCRIPTION	QTY	UNIT	UNIT COST	EXTENSION	SUBTOTAL	TOTAL
DIVISION 09 - FINISHES						
Partition						
North - Level One						
S 02 10	75	lf	\$ 105.00	\$ 7,875		
S 03 10	130	lf	\$ 120.00	\$ 15,600		
S 03 20	502	lf	\$ 100.00	\$ 50,200		
S 06 20	880	lf	\$ 110.00	\$ 96,800		
S 06 33	240	lf	\$ 115.00	\$ 27,600		
Mech/Electrical	90	lf	\$ 100.00	\$ 9,000		
Column Furr	30	lf	\$ 75.00	\$ 2,250		
Furr on Concrete	100	lf	\$ 65.00	\$ 6,500		
North - Level 2/6						
S 02 10	650	lf	\$ 105.00	\$ 68,250		
S 03 10	1,025	lf	\$ 120.00	\$ 123,000		
S 03 20	2,650	lf	\$ 100.00	\$ 265,000		
S 06 20 Corridor	4,420	lf	\$ 110.00	\$ 486,200		
S 06 33	2,000	lf	\$ 115.00	\$ 230,000		
Column Furr	100	lf	\$ 5.00	\$ 500		
Furring on Concrete	100	lf	\$ 5.00	\$ 500		
Furring on Shear Walls	13,806	sf	\$ 5.00	\$ 69,030		
Solid Wall Backup - Studs / Sheathing / Interior Gyp	63,914	sf	\$ 12.00	\$ 766,968		
				Subtotal	\$ 2,225,273	
Ceilings						
North - Level One						
GWB	4,013	sf	\$ 5.00	\$ 20,065		
2 x 2 ACT	1,630	sf	\$ 5.50	\$ 8,965		
2 x 6 ACT	630	sf	\$ 7.00	\$ 4,410		
Open to Above	10,698	sf	\$ 1.50	\$ 16,047		
GWB Shower Room Moisture Resist	940	sf	\$ 7.00	\$ 6,580		
GWB Furr Down	156	lf	\$ 12.00	\$ 1,872		
GWB Furr Down 2"	85	lf	\$ 3.00	\$ 255		
North - Level 2/6						
2 x 2 ACT	7,810	sf	\$ 5.50	\$ 42,955		
GWB	15,700	sf	\$ 5.00	\$ 78,500		
GWB Furr Down 2'x4" Dorm Unit	1,535	lf	\$ 10.00	\$ 15,350		
GWB Furr Down 2"	965	lf	\$ 3.00	\$ 2,895		
GWB Shower Room Moisture Resist	9,360	sf	\$ 7.00	\$ 65,520		
Open to Above	39,150	sf	\$ 1.50	\$ 58,725		
				Subtotal	\$ 322,139	
Plaster						
Plaster	54,954	sf	\$ 15.00	\$ 824,310		
Scaffolding	54,954	sf	\$ 2.50	\$ 137,385		
Plaster Cornice Bands	1,136	lf	\$ 25.00	\$ 28,400		

Texas State University  
 Hilltop Housing Project  
 50% DD Estimate  
 March 26, 2019 FINAL RECONCILE

	NORTH	SOUTH	TOTAL
Level Bsmt	3,650	2,600	
Level 1	14,630	16,200	
Level 2 Podium	-	17,080	
Levels 2-6	83,750	-	
Levels 3-6	-	68,320	
Level PH	600	430	
	102,630	104,630	207,260

ESTIMATE DETAIL - NORTH TOWER

DESCRIPTION	QTY	UNIT	UNIT COST	EXTENSION	SUBTOTAL	TOTAL
-------------	-----	------	-----------	-----------	----------	-------

Subtotal \$ 990,095

Paint / Wall Covering

North - Level One

FRP	732	sf	\$ 3.00	\$ 2,195		
Tile	1,704	sf	\$ 14.00	\$ 23,856		
Tape, Float and Paint Walls	17,832	sf	\$ 0.90	\$ 16,048		
Paint Ceiling	4,254	sf	\$ 1.50	\$ 6,381		

North - Level 2/6

FRP	1,400	sf	\$ 3.00	\$ 4,200		
Tile	8,353	sf	\$ 14.00	\$ 116,942		
Plywood / Painted	1,860	sf	\$ 4.50	\$ 8,370		
Tape, Float and Paint Walls	233,000	sf	\$ 0.90	\$ 209,700		
Paint Ceiling	27,560	sf	\$ 1.50	\$ 41,340		
Misc Painting	102,630	sf	\$ 0.45	\$ 46,184		

Subtotal \$ 475,215

Flooring

North - Level One

Carpet	2,246	sf	\$ 5.00	\$ 11,230		
Sealed Concrete	13,720	sf	\$ 1.50	\$ 20,580		
Tile	603	sf	\$ 14.00	\$ 8,442		
Epoxy	831	sf	\$ 12.00	\$ 9,972		
Walk-Off Mat	100	sf	\$ 24.00	\$ 2,400		
LVT	322	sf	\$ 6.00	\$ 1,932		
Wood Base	104	lf	\$ 8.00	\$ 832		
Tile Base	238	lf	\$ 12.00	\$ 2,856		
Epoxy Base	331	lf	\$ 12.00	\$ 3,972		
Resilient Base	4,126	lf	\$ 1.20	\$ 4,951		

North - Level 2/6

Carpet	5,315	sf	\$ 5.00	\$ 26,575		
Sealed Concrete	57,400	sf	\$ 1.50	\$ 86,100		
Tile	985	sf	\$ 14.00	\$ 13,790		
Epoxy	8,540	sf	\$ 12.00	\$ 102,480		
Tile Base	470	lf	\$ 12.00	\$ 5,640		
Epoxy Base	3,375	lf	\$ 12.00	\$ 40,500		
Resilient Base	21,185	lf	\$ 1.20	\$ 25,422		

Subtotal \$ 367,674

TOTAL DIVISION 09 \$ 4,380,397

DIVISION 10 - SPECIALTIES

Signage

Room and Directional Signage

1	Is	\$ 50,000.00	\$ 50,000		
---	----	--------------	-----------	--	--

Subtotal \$ 50,000

Compartments

North - Level One

Texas State University  
Hilltop Housing Project  
50% DD Estimate  
March 26, 2019 FINAL RECONCILE

	NORTH	SOUTH	TOTAL
Level Bsmt	3,650	2,600	
Level 1	14,630	16,200	
Level 2 Podium	-	17,080	
Levels 2-6	83,750	-	
Levels 3-6	-	68,320	
Level PH	600	430	
	102,630	104,630	207,260

ESTIMATE DETAIL - NORTH TOWER

DESCRIPTION	QTY	UNIT	UNIT COST	EXTENSION	SUBTOTAL	TOTAL
ADA Toilet Partition	2	ea	\$ 1,200.00	\$ 2,400		
Standard Toilet Partition	6	ea	\$ 950.00	\$ 5,700		
Shower Partition	6	ea	\$ 950.00	\$ 5,700		
ADA Shower Partition	3	ea	\$ 1,150.00	\$ 3,450		
North - Level 2/6						
ADA Toilet Partition	20	ea	\$ 1,200.00	\$ 24,000		
Standard Toilet Partition	60	ea	\$ 950.00	\$ 57,000		
Shower Partition	60	ea	\$ 950.00	\$ 57,000		
ADA Shower Partition	30	ea	\$ 1,150.00	\$ 34,500		
				Subtotal	\$ 189,750	
Toilet Accessories						
North - Level One						
Soap Dispenser	12	ea	\$ 20.00	\$ 240	OFCI	
Toilet Tissue Dispenser	12	ea	\$ 20.00	\$ 240	OFCI	
GB1	4	ea	\$ 325.00	\$ 1,300		
GB2	2	ea	\$ 125.00	\$ 250		
GB3	1	ea	\$ 250.00	\$ 250		
SND	12	ea	\$ 50.00	\$ 600		
M12 2 x 3 Mirror	2	ea	\$ 150.00	\$ 300		
M1 Mirror 4 x 8 32 sf	4	ea	\$ 800.00	\$ 3,200		
Hand Sanitizer Dispenser	2	ea	\$ 40.00	\$ 80		
Estimated Paper Towel Dispenser and Waste Receptacle	4	ea	\$ 35.00	\$ 140	OFCI	
Estimated Soap Dispenser Kitchen	1	ea	\$ 20.00	\$ 20	OFCI	
Estimated Paper Towel Dispenser Kitchen	1	ea	\$ 35.00	\$ 35	OFCI	
Shower/Tub Accessories	11	ea	\$ 250.00	\$ 2,750		
North - Level 2/6						
Soap Dispenser	90	ea	\$ 20.00	\$ 1,800	OFCI	
Toilet Tissue Dispenser	90	ea	\$ 20.00	\$ 1,800	OFCI	
GB1	30	ea	\$ 325.00	\$ 9,750		
GB2	20	ea	\$ 125.00	\$ 2,500		
GB3	10	ea	\$ 250.00	\$ 2,500		
SND	80	ea	\$ 50.00	\$ 4,000		
M12 2 x 3 Mirror	10	ea	\$ 150.00	\$ 1,500		
M1 Mirror 4 x 8 32 sf	40	ea	\$ 800.00	\$ 32,000		
Hand Sanitizer Dispenser	20	ea	\$ 40.00	\$ 800		
Estimated Paper Towel Dispenser and Waste Receptacle	30	ea	\$ 35.00	\$ 1,050	OFCI	
Estimated Soap Dispenser Lounge	5	ea	\$ 20.00	\$ 100	OFCI	
Estimated Paper Towel Dispenser Lounge	5	ea	\$ 35.00	\$ 175	OFCI	
Shower/Tub Accessories	90	ea	\$ 250.00	\$ 22,500		
				Subtotal	\$ 89,880	
Marker/Tackboards						
Markerboards - Allow	1	ls	\$ 15,000.00	\$ 15,000		
Mailbox	1	ls	\$ 22,500.00	\$ 22,500		

Texas State University  
 Hilltop Housing Project  
 50% DD Estimate  
 March 26, 2019 FINAL RECONCILE

	NORTH	SOUTH	TOTAL
Level Bsmt	3,650	2,600	
Level 1	14,630	16,200	
Level 2 Podium	-	17,080	
Levels 2-6	83,750	-	
Levels 3-6	-	68,320	
Level PH	600	430	
	102,630	104,630	207,260

ESTIMATE DETAIL - NORTH TOWER

DESCRIPTION	QTY	UNIT	UNIT COST	EXTENSION	SUBTOTAL	TOTAL
Tackboards	1	ls	\$ 20,000.00	\$ 20,000		
			Subtotal		\$ 57,500	
Miscellaneous Specialties						
North - Level One						
Corner Guards	1	allow	\$ 3,000.00	\$ 3,000		
Mop and Broom Holder W/Shelf	2	ea	\$ 145.00	\$ 290		
North - Level 2/6						
Corner Guards	1	allow	\$ 15,000.00	\$ 15,000		
Mop and Broom Holder W/Shelf	5	ea	\$ 145.00	\$ 725		
			Subtotal		\$ 19,015	
Miscellaneous						
Fire Extinguishers and Cabinets	18	ea	\$ 350.00	\$ 6,300		
			Subtotal		\$ 6,300	
			TOTAL DIVISION 10			\$ 412,445

DIVISION 11 - EQUIPMENT

Miscellaneous Equipment

Residential Front Load Dryer	6	ea	\$ 750.00	\$ -	By Owner	
Residential Front Load Washer	1	ea	\$ 750.00	\$ -	By Owner	
Shelf/Rod	1	ea	\$ 50.00	\$ 50		
Dishwasher	1	ea	\$ 1,000.00	\$ 1,000		
Oven-Electrical Drop-In	1	ea	\$ 1,500.00	\$ 1,500		
Refrigerator	1	ea	\$ 1,200.00	\$ 1,200		
Electric Range Top	1	ea	\$ 1,500.00	\$ 1,500		
Commercial Drawer	20	ea	\$ 4,500.00	\$ -	By Owner	
Commercial Washer	16	ea	\$ 4,500.00	\$ -	By Owner	
AV Equipment						
FPD/DSD	1	ls	\$ 20,000.00	\$ -	By Owner	
Residential Equipment						
Lounge/Kitchen	6	ea	\$ 5,000.00	\$ 30,000		
			Subtotal		\$ 35,250	

TOTAL DIVISION 11 \$ 35,250

DIVISION 12 - FURNISHINGS

Shades

Manual Roller Shades at Windows	9,751	sf	\$ 10.00	\$ 97,510		
			Subtotal		\$ 97,510	

TOTAL DIVISION 12 \$ 97,510

DIVISION 13 - SPECIAL CONSTRUCTION

Subtotal \$ -  
 TOTAL DIVISION 13 \$ -

Texas State University  
 Hilltop Housing Project  
 50% DD Estimate  
 March 26, 2019 FINAL RECONCILE

	NORTH	SOUTH	TOTAL
Level Bsmt	3,650	2,600	
Level 1	14,630	16,200	
Level 2 Podium	-	17,080	
Levels 2-6	83,750	-	
Levels 3-6	-	68,320	
Level PH	600	430	
	102,630	104,630	207,260

ESTIMATE DETAIL - NORTH TOWER

DESCRIPTION	QTY	UNIT	UNIT COST	EXTENSION	SUBTOTAL	TOTAL
DIVISION 14 - CONVEYING						
North Elevators: 6-Stops / 1 Passenger Elevator	6	stops	\$ 29,000.00	\$ 174,000		
North Elevators: 6-Stops / 1 Service Elevator	6	stops	\$ 35,000.00	\$ 210,000		
			Subtotal		\$ 384,000	
			TOTAL DIVISION 14			\$ 384,000
DIVISION 21 - FIRE PROTECTION						
Fire Protection						
Sprinkler Fire Protection	102,630	sf	\$ 4.00	\$ 410,520		
			Subtotal		\$ 410,520	
			TOTAL DIVISION 21			\$ 410,520
DIVISION 22 - PLUMBING						
Plumbing Equipment						
Domestic Booster Pump - DWB-1 Skid Mounted Multiplex	1	ea	\$ 45,000.00	\$ 45,000		
Hydro-Pneumatic Tank - ET-2	1	ea	\$ 10,000.00	\$ 10,000		
Water Softener Twin Alternating	1	ea	\$ 25,000.00	\$ 25,000		
Sump Pump - SP1	6	ea	\$ 2,500.00	\$ 15,000		
Water Heater Steam to Water Heat Exchange - 800,000BTU/HR	4	ea	\$ 25,000.00	\$ 100,000		
VFD	4	ea	\$ 2,500.00	\$ 10,000		
			Subtotal		\$ 205,000	
Plumbing Fixtures						
MS-1	6	ea	\$ 2,100	\$ 12,600		
SH-1	90	ea	\$ 1,700	\$ 153,000		
SH-2	10	ea	\$ 1,850	\$ 18,500		
CM Sink	146	ea	\$ 800	\$ 116,800		
Kitchen Sink	4	ea	\$ 1,500	\$ 6,000		
Bath Tub	1	ea	\$ 1,800	\$ 1,800		
Drink Fountain	2	ea	\$ 2,600	\$ 5,200		
Wall Mtd Sink	1	ea	\$ 900	\$ 900		
Mop sink	6	ea	\$ 1,500	\$ 9,000		
Laundry Sink	1	ea	\$ 2,100	\$ 2,100		
WC-2	92	ea	\$ 1,500	\$ 138,000		
WC-1	10	ea	\$ 1,000	\$ 10,000		
WMB	24	ea	\$ 400	\$ 9,600		
Rough-In Plumbing Fixtures	393	ea	\$ 400.00	\$ 157,200		
Carriers	105	ea	\$ 350.00	\$ 36,750		
ET-1	1	ea	\$ 610	\$ 610		
ET-2	1	ea	\$ 360	\$ 360		
HB-2	4	ea	\$ 175	\$ 700		
HB-2	1	ea	\$ 175	\$ 175		
HB-2	4	ea	\$ 175	\$ 700		

Texas State University  
Hilltop Housing Project  
50% DD Estimate  
March 26, 2019 FINAL RECONCILE

	NORTH	SOUTH	TOTAL
Level Bsmt	3,650	2,600	
Level 1	14,630	16,200	
Level 2 Podium	-	17,080	
Levels 2-6	83,750	-	
Levels 3-6	-	68,320	
Level PH	600	430	
	102,630	104,630	207,260

ESTIMATE DETAIL - NORTH TOWER

DESCRIPTION	QTY	UNIT	UNIT COST	EXTENSION	SUBTOTAL	TOTAL
					Subtotal	\$ 679,995
Sanitary Waste/Vent						
FS-1	6	ea	\$ 610	\$ 3,660		
FD-1	28	ea	\$ 400	\$ 11,200		
FD-1	2	ea	\$ 400	\$ 800		
FD-1	96	ea	\$ 400	\$ 38,400		
FD-2	136	ea	\$ 450	\$ 61,200		
FD-2	13	ea	\$ 450	\$ 5,850		
FD-2	24	ea	\$ 450	\$ 10,800		
FD-2	41	ea	\$ 450	\$ 18,450		
Sanitary Waste/Vent Piping	102,630	sf	\$ 3.00	\$ 307,890		
					Subtotal	\$ 458,250
Domestic HW/CW						
CW/HW Piping w/Insulation	102,630	sf	\$ 9.00	\$ 923,670		
					Subtotal	\$ 923,670
Storm Drainage						
Roof Drain / Overflow	102,630	sf	\$ 0.40	\$ 41,052		
Storm Piping	102,630	sf	\$ 1.15	\$ 118,025		
					Subtotal	\$ 159,077
Miscellaneous						
Firestop	102,630	sf	\$ 0.20	\$ 20,526		
Testing	102,630	sf	\$ 0.30	\$ 30,789		
BIM Coordination	1	ls	\$ 35,000	\$ 35,000		
Miscellaneous Plumbing	102,630	sf	\$ 1.00	\$ 102,630		
						\$ 188,945
					TOTAL DIVISION 22	\$ 2,614,937
DIVISION 23 - MECHANICAL HVAC						
CHW/HW Equipment						
Pump - Hot Water	1	ea	\$ 16,500.00	\$ 16,500		
Pump - Chill Water	1	ea	\$ 21,000.00	\$ 21,000		
Steam to HW Heat Exchanger	1	ea	\$ 110,000.00	\$ 110,000		
Pump VFD 60Hp	1	ea	\$ 17,000.00	\$ 17,000		
Pump VFD 50Hp	1	ea	\$ 14,000.00	\$ 14,000		
Condensate Return Pump	1	ea	\$ 10,000.00	\$ 10,000		
					Subtotal	\$ 188,500
Air Handling						
AHU-N 6,000 cfm	1	ea	\$ 36,000	\$ 36,000		
AHU DOAU-NA 5,715 cfm	1	ea	\$ 34,290	\$ 34,290		
AHU DOAU-NB 8,010 cfm	1	ea	\$ 48,060	\$ 48,060		

Texas State University  
 Hilltop Housing Project  
 50% DD Estimate  
 March 26, 2019 FINAL RECONCILE

	NORTH	SOUTH	TOTAL
Level Bsmt	3,650	2,600	
Level 1	14,630	16,200	
Level 2 Podium	-	17,080	
Levels 2-6	83,750	-	
Levels 3-6	-	68,320	
Level PH	600	430	
	102,630	104,630	207,260

ESTIMATE DETAIL - NORTH TOWER

DESCRIPTION	QTY	UNIT	UNIT COST	EXTENSION	SUBTOTAL	TOTAL
RTU-N 8,275 cfm	1	ea	\$ 53,788	\$ 53,788		
Split System HP-1,2,3	2	ea	\$ 4,700.00	\$ 9,400		
VAV Air Terminal w/ Elec Heat Size 4	6	ea	\$ 1,170.00	\$ 7,020		
VAV Air Terminal w/ Elec Heat Size 6	30	ea	\$ 1,215.00	\$ 36,450		
VAV Air Terminal w/ Elec Heat Size 8	8	ea	\$ 1,254.00	\$ 10,032		
VAV Air Terminal w/ Elec Heat Size 10	2	ea	\$ 1,305.00	\$ 2,610		
VAV Air Terminal w/ Elec Heat Size 12	6	ea	\$ 1,370.00	\$ 8,220		
Vertical Fan Coil Unit - Dorm Rooms	219	ea	\$ 2,300.00	\$ 503,700		
Horizontal Fan Coil Unit - Main Elec Rooms	2	ea	\$ 2,800.00	\$ 5,600		
			Subtotal		\$ 755,170	
Exhaust						
Exhaust Fan Roof Cent. 1,800 cfm	1	ea	\$ 2,470.00	\$ 2,470		
Exhaust Fan Roof Cent. 1,890 cfm	1	ea	\$ 2,570.40	\$ 2,570		
Exhaust Fan Roof Cent. 2,100 cfm	1	ea	\$ 2,688.00	\$ 2,688		
Exhaust Fan Roof Cent. 1,575 cfm	1	ea	\$ 2,205.00	\$ 2,205		
Exhaust Fan Roof Cent. 870 cfm	1	ea	\$ 1,392.00	\$ 1,392		
Exhaust Fan In Line 665 cfm	1	ea	\$ 2,473.00	\$ 2,473		
Exhaust Fan Cabinet Cent. 1,100 cfm	2	ea	\$ 1,540.00	\$ 3,080		
Exhaust Fan Ceiling Cent. 50 cfm	2	ea	\$ 350.00	\$ 700		
Exhaust Fan In Line Booster 185 cfm	1	ea	\$ 415.00	\$ 415		
Stair Exhaust	1	ls	\$ 40,000	\$ 40,000		
			Subtotal		\$ 57,993	
Ductwork						
Ductwork - North Building, OA, Risers, Exh	112,000	lb	\$ 9.00	\$ 1,008,000		
Kitchen Exhaust	1	ls	\$ 15,000.00	\$ 15,000		
Ductwork at Rooms	221	ea	\$ 250.00	\$ 55,250		
Ductwork at Commons	51	ea	\$ 480.00	\$ 24,480		
Ductwork Insulation at Rooms / Commons	272	ea	\$ 120.00	\$ 32,640		
Ductwork Insulation Chases & OA Duct	67,200	sf	\$ 4.50	\$ 302,400		
			Subtotal		\$ 1,437,770	
Distribution Devices						
Fire Dampers at FCUs	219	ea	\$ 500.00	\$ 109,500		
At Vertical FCU's	219	ea	\$ 105.00	\$ 22,995		
At Horizontal FCU's	2	ea	\$ 105.00	\$ 210		
Diffusers						
Supply	29	ea	\$ 105.00	\$ 3,045		
Supply Linear	2	ea	\$ 185.00	\$ 370		
Supply Small Supply	19	ea	\$ 88.00	\$ 1,672		
Exhaust Small	13	ea	\$ 72.00	\$ 936		

Texas State University  
 Hilltop Housing Project  
 50% DD Estimate  
 March 26, 2019 FINAL RECONCILE

	NORTH	SOUTH	TOTAL
Level Bsmt	3,650	2,600	
Level 1	14,630	16,200	
Level 2 Podium	-	17,080	
Levels 2-6	83,750	-	
Levels 3-6	-	68,320	
Level PH	600	430	
	102,630	104,630	207,260

ESTIMATE DETAIL - NORTH TOWER

DESCRIPTION	QTY	UNIT	UNIT COST	EXTENSION	SUBTOTAL	TOTAL
Transfer Duct	4	ea	\$ 210.00	\$ 840		
Provide 6" Alum Wall Cap W/ Bird Screen	4	ea	\$ 202.00	\$ 808		
Provide 4" Alum Cap W/Integral Damper	1	ea	\$ 188.00	\$ 188		
Exhaust Louver 30" X 24"	2	ea	\$ 410.00	\$ 820		
Dorm	19	ea	\$ 103.00	\$ 1,957		
Supply	9	ea	\$ 105.00	\$ 945		
Supply Small	14	ea	\$ 88.00	\$ 1,232		
Exhaust Small	19	ea	\$ 72.00	\$ 1,368		
Transfer Duct	4	ea	\$ 210.00	\$ 840		
Dorm	39	ea	\$ 103.00	\$ 4,017		
			Subtotal		\$ 151,743	
Piping and Labor						
CW/HW Piping and Insulation	102,630	sf	\$ 9.00	\$ 923,670		
Heat Exchanger Equipment Connections	1	ea	\$ 3,500.00	\$ 3,500		
FCU Equipment Connections	221	ea	\$ 125.00	\$ 27,625		
OAHU's FCU Equipment Connections	4	ea	\$ 4,100.00	\$ 16,400		
Pump Equipment Connections	3	ea	\$ 5,800.00	\$ 17,400		
Water Specialties	1	ls	\$ 6,000.00	\$ 6,000		
Valves/Accessories	1	ls	\$ 3,500.00	\$ 3,500		
			Subtotal		\$ 998,095	
Controls/Test and Balance Coordination						
Controls	102,630	sf	\$ 7.50	\$ 769,725		
Hoist and Haul	1	ls	\$ 12,500.00	\$ 12,500		
Startup	1	ls	\$ 10,400.00	\$ 10,400		
BIM Coordination	1	ls	\$ 40,000.00	\$ 40,000		
HVAC Overhead and Supervision	1	ls	\$ 250,000	\$ 250,000		
Test and Balance	1	ls	\$ 79,810	\$ 79,810		
Test and Balance - Coordination	1	ls	\$ 10,000.00	\$ 10,000		
			Subtotal		\$ 1,172,435	
			TOTAL DIVISION 23			\$ 4,761,706

DIVISION 26 - ELECTRICAL

Primary

Switch/Transformer	1	ea	\$ 75,000.00	\$ 75,000		
--------------------	---	----	--------------	-----------	--	--

Secondary

NMSB - 5000A 120/208V Switchboard

Main Breaker - 5000A	1	ea	\$ 40,000.00	\$ 40,000		
Secondary Breaker - 1200AT	4	ea	\$ 20,000.00	\$ 80,000		
Secondary Breaker - 800AT	4	ea	\$ 9,000.00	\$ 36,000		
Cubical/Metering	1	ea	\$ 25,000.00	\$ 25,000		

Distribution Panelboards



Texas State University  
Hilltop Housing Project  
50% DD Estimate  
March 26, 2019 FINAL RECONCILE

	NORTH	SOUTH	TOTAL
Level Bsmt	3,650	2,600	
Level 1	14,630	16,200	
Level 2 Podium	-	17,080	
Levels 2-6	83,750	-	
Levels 3-6	-	68,320	
Level PH	600	430	
	102,630	104,630	207,260

ESTIMATE DETAIL - NORTH TOWER

DESCRIPTION	QTY	UNIT	UNIT COST	EXTENSION	SUBTOTAL	TOTAL
Panelboard - 400A MLO	2	ea	\$ 7,500.00	\$ 15,000		
Panelboard - 800A MLO	1	ea	\$ 12,000.00	\$ 12,000		
Panelboard - 1000A MLO	1	ea	\$ 25,000.00	\$ 25,000		
Panelboard - 1200A MLO	2	ea	\$ 40,000.00	\$ 80,000		
Emergency						
Generator 500KW w/Annunciator	1	ea	\$ 125,000.00	\$ 125,000		
EMDP - 2000A MLO	1	ea	\$ 50,000.00	\$ 50,000		
Connection to Fire Pump 125HP	1	ea	\$ 1,500.00	\$ 1,500		
Transfer Switch - 400A	2	ea	\$ 4,500.00	\$ 9,000		
Transfer Switch - 400A	2	ea	\$ 4,500.00	\$ 9,000		
Panelboard						
Panelboard - 120/208V	6	ea	\$ 3,750.00	\$ 22,500		
Panelboard 125A MLO 30 Circuit	22	ea	\$ 3,800.00	\$ 83,600		
Panelboard 225A MLO 42 Circuit	12	ea	\$ 5,000.00	\$ 60,000		
Panelboard 225A MLO 84 Circuit	14	ea	\$ 6,500.00	\$ 91,000		
Motor Connections						
Fire Damper Connections	220	ea	\$ 375.00	\$ 82,500		
Smoke Control Connections	1	ls	\$ 5,000.00	\$ 5,000		
Motor Connections	102,630	sf	\$ 0.60	\$ 61,578		
			Subtotal		\$ 988,678	
Devices						
GFI Duplex	18	ea	\$ 108.00	\$ 1,944		
Duplex	188	ea	\$ 105.00	\$ 19,688		
Fourplex	445	ea	\$ 115.00	\$ 51,175		
J Box	2	ea	\$ 65.00	\$ 130		
Duplex	1	ea	\$ 105.00	\$ 105		
GFI Duplex	66	ea	\$ 108.00	\$ 7,128		
Floor Box	1	ea	\$ 265.00	\$ 265		
Special Plug Single	2	ea	\$ 185.00	\$ 370		
208V NEMA-30R Receptacle	7	ea	\$ 210.00	\$ 1,470		
Poke Thru	8	ea	\$ 265.00	\$ 2,120		
GFI Duplex	21	ea	\$ 108.00	\$ 2,268		
Duplex	196	ea	\$ 105.00	\$ 20,580		
Fourplex	453	ea	\$ 115.00	\$ 52,038		
J Box	2	ea	\$ 65.00	\$ 130		
Duplex	27	ea	\$ 105.00	\$ 2,783		
GFI Duplex	50	ea	\$ 108.00	\$ 5,400		
Floor Box	1	ea	\$ 265.00	\$ 265		
Special Plug Single	1	ea	\$ 185.00	\$ 185		
208V NEMA-30R Receptacle	7	ea	\$ 210.00	\$ 1,470		
Floor Poke Thru	9	ea	\$ 265.00	\$ 2,385		
Special Plug Single 50A	3	ea	\$ 185.00	\$ 555		

Texas State University  
 Hilltop Housing Project  
 50% DD Estimate  
 March 26, 2019 FINAL RECONCILE

	NORTH	SOUTH	TOTAL
Level Bsmt	3,650	2,600	
Level 1	14,630	16,200	
Level 2 Podium	-	17,080	
Levels 2-6	83,750	-	
Levels 3-6	-	68,320	
Level PH	600	430	
	102,630	104,630	207,260

ESTIMATE DETAIL - NORTH TOWER

DESCRIPTION	QTY	UNIT	UNIT COST	EXTENSION	SUBTOTAL	TOTAL
					Subtotal	\$ 172,453
Distribution - Conduit/Wire/Devices						
Feeders/Motor and Equipment	102,630	sf	\$ 2.50	\$ 256,575		
Lighting Branch - Conduit/Wire	102,630	sf	\$ 3.00	\$ 307,890		
Power Branch - Conduit/Wire	39,000	lf	\$ 9.50	\$ 370,500		
					Subtotal	\$ 934,965
Building Lighting						
Lighting Fixtures	102,630	sf	\$ 7.00	\$ 718,410		
Building Lighting Control	102,630	sf	\$ 1.55	\$ 159,077		
					Subtotal	\$ 877,487
Audio Visual						
Rough-In	102,630	sf	\$ 0.20	\$ 20,526		
Communications Rough-In	102,630	sf	\$ 1.00	\$ 102,630		
					Subtotal	\$ 123,156
Lightning Protection and Grounding						
Lightning Protection	102,630	sf	\$ 1.20	\$ 123,156		
Grounding	102,630	sf	\$ 0.30	\$ 30,789		
					Subtotal	\$ 153,945
Fire Alarm						
Fire Alarm Rough-In	102,630	sf	\$ 1.00	\$ 102,630		
					Subtotal	\$ 102,630
Temporary Electrical						
BIM Coordination	102,630	sf	\$ 0.33	\$ 33,868		
Temporary	102,630	sf	\$ 0.80	\$ 82,104		
Hoisting and Tower Crane Power	1	ls	\$ 26,000.00	\$ 26,000		
					Subtotal	\$ 141,972
					TOTAL DIVISION 26	\$ 3,495,285

DIVISION 27 - COMMUNICATIONS

Data Rough-In						
Sleeves	1	allow	\$ 3,000.00	\$ 3,000		
Telecom Rooms	8	ea	\$ 8,500.00	\$ 68,000		
Communications						
2D	16	ea	\$ 480	\$ 7,680		
1D	39	ea	\$ 250	\$ 9,750		
WAP 2D	15	ea	\$ 750	\$ 11,250		
1D	380	ea	\$ 250	\$ 95,000		
2D	15	ea	\$ 480	\$ 7,200		
WAP 2D	65	ea	\$ 750	\$ 48,750		

Texas State University  
 Hilltop Housing Project  
 50% DD Estimate  
 March 26, 2019 FINAL RECONCILE

	NORTH	SOUTH	TOTAL
Level Bsmt	3,650	2,600	
Level 1	14,630	16,200	
Level 2 Podium	-	17,080	
Levels 2-6	83,750	-	
Levels 3-6	-	68,320	
Level PH	600	430	
	102,630	104,630	207,260

ESTIMATE DETAIL - NORTH TOWER

DESCRIPTION	QTY	UNIT	UNIT COST	EXTENSION	SUBTOTAL	TOTAL
Conduit/Cable/Tray/Equipment	1	ls	\$ 105,000	\$ 105,000		
			Subtotal		\$ 355,630	
			TOTAL DIVISION 27			\$ 355,630

DIVISION 28 - SECURITY

Fire Alarm

Fire Alarm Devices

102,630	sf	\$ 3.00	\$ 307,890		
		Subtotal		\$ 307,890	

Security Equipment

CR Card Reader

5	ea	\$ 3,500	\$ 17,500		
---	----	----------	-----------	--	--

DC Door Contact

2	ea	\$ 1,250	\$ 2,500		
---	----	----------	----------	--	--

PD Pedestal Entry CR/Remote Intercom

2	ea	\$ 4,100	\$ 8,200		
---	----	----------	----------	--	--

Cam Camera

7	ea	\$ 1,200	\$ 8,400		
---	----	----------	----------	--	--

CR Card Reader

1	ea	\$ 3,500	\$ 3,500		
---	----	----------	----------	--	--

Conduit/Cable/Equipment

1	ls	\$ 125,000	\$ 125,000		
---	----	------------	------------	--	--

Subtotal		\$ 165,100			
----------	--	------------	--	--	--

TOTAL DIVISION 28				\$ 472,990	
-------------------	--	--	--	------------	--

Texas State University  
 Hilltop Housing Project  
 50% DD Estimate  
 March 26, 2019 FINAL RECONCILE

	NORTH	SOUTH	TOTAL
Level Bsmt	3,650	2,600	
Level 1	14,630	16,200	
Level 2 Podium	-	17,080	
Levels 2-6	83,750	-	
Levels 3-6	-	68,320	
Level PH	600	430	
	102,630	104,630	207,260

ESTIMATE DETAIL - NORTH TOWER

DESCRIPTION	QTY	UNIT	UNIT COST	EXTENSION	SUBTOTAL	TOTAL
DIVISION 31 - EARTHWORK						
Earthwork						
Temporary Soil Retention System	1,932	sf	\$ 45.00	\$ -	NOT REQUIRED	
Building Excavation - 3'	1,869	cy	\$ 12.00	\$ 22,433		
Excavate Basements	1,352	cy	\$ 15.00	\$ 20,278		
Select Fill - 3'	2,243	cy	\$ 18.00	\$ 40,379		
Dewatering	1	ls	\$ 15,000.00	\$ 15,000		
Haul Spoils	2,056	cy	\$ 14.00	\$ 28,789		
				Subtotal	\$ 126,878	
Soil Treatment						
Termite Treatment	16,000	sf	\$ 0.35	\$ 5,600		
				Subtotal	\$ 5,600	
				TOTAL DIVISION 31		\$ 132,478
				SUB TOTAL CONSTRUCTION		\$ 26,425,985
				SEE SUMMARY FOR MARKUPS		

Texas State University  
 Hilltop Housing Project  
 50% DD Estimate  
 March 26, 2019 FINAL RECONCILE

	NORTH	SOUTH	TOTAL
Level Bsmt	3,650	2,600	
Level 1	16,750	16,200	
Level 2 Podium	-	17,080	
Levels 2-6	83,750	-	
Levels 3-6	-	68,320	
Level PH	600	430	
	104,750	104,630	209,380

ESTIMATE DETAIL - SOUTH TOWER

DESCRIPTION	QTY	UNIT	UNIT COST	EXTENSION	SUBTOTAL	TOTAL
<b>DIVISION 01 - GENERAL REQUIREMENTS</b>						
General Works						
Commissioning Coordination	60	wk	\$ 2,000.00	\$ 120,400		
Cleanup - Periodic	14	mo	\$ 17,200.00	\$ 240,800		
Cleanup - Final Clean Interior/Glass	104,630	sf	\$ 1.25	\$ 130,788		
Street Clean	60	wk	\$ 750.00	\$ 45,150		
Dumpster	241	pull	\$ 650.00	\$ 156,520		
BIM Coordination	1	ls	\$ 62,500.00	\$ 62,500		
Testing	-		\$ -	\$ -		BY OWNER
Safety Meetings/Materials	1	ls	\$ 21,000.00	\$ 21,000		
Building Perimeter Safety Measures / Maintenance	4,510	lf	\$ 15.00	\$ 67,650		
Project Signage	1	ls	\$ 2,500.00	\$ 2,500		
Layout	1	ls	\$ 57,500.00	\$ 57,500		
			Subtotal		\$ 904,808	
Hoisting						
Tower Cranes, Operated (0.5 crane)	10	mo	\$ 53,000.00	\$ 530,000		
Personnel Hoists, Operated (1 hoist)	7	mo	\$ 21,000.00	\$ 147,000		
Hoist Landings	5	ea	\$ 4,000.00	\$ 20,000		
			Subtotal		\$ 697,000	
			TOTAL DIVISION 01			\$ 1,601,808
<b>DIVISION 02 - EXISTING CONDITIONS</b>						
See Sitework	-		\$ -	\$ -		
			Subtotal		\$ -	
			TOTAL DIVISION 02			\$ -
<b>DIVISION 03 - CONCRETE</b>						
Piers						
SOUTH - P1 24" x 14'	15	ea	\$ 1,410.00	\$ 21,150		
SOUTH - P2 30" x 14'	22	ea	\$ 2,210.00	\$ 48,620		
SOUTH - P3 36" x 14'	28	ea	\$ 3,180.00	\$ 89,040		
SOUTH - P4 42" x 14'	17	ea	\$ 4,320.00	\$ 73,440		
Haul Pier Spoils	506	cy	\$ 12.00	\$ 6,078		
			Subtotal		\$ 238,328	
Grade Beams						
SOUTH - GB 16x24	600	lf	\$ 52.00	\$ 31,200		
SOUTH - GB 18x30	175	lf	\$ 58.00	\$ 10,150		
SOUTH - GB 30x24	107	lf	\$ 97.00	\$ 10,379		
			Subtotal		\$ 51,729	
Slabs						
SOUTH - 5" SOG	12,077	sf	\$ 7.00	\$ 84,539		
			Subtotal		\$ 84,539	

Texas State University  
Hilltop Housing Project  
50% DD Estimate  
March 26, 2019 FINAL RECONCILE

	NORTH	SOUTH	TOTAL
Level Bsmt	3,650	2,600	
Level 1	16,750	16,200	
Level 2 Podium	-	17,080	
Levels 2-6	83,750	-	
Levels 3-6	-	68,320	
Level PH	600	430	
	104,750	104,630	209,380

ESTIMATE DETAIL - SOUTH TOWER

DESCRIPTION	QTY	UNIT	UNIT COST	EXTENSION	SUBTOTAL	TOTAL
<b>Basement Walls</b>						
SOUTH - 10" Shear Wall Bsmt to 1	1,610	sf	\$ 28.00	\$ 45,080		
SOUTH - 10" Pony Wall Bsmt to 1	200	sf	\$ 28.00	\$ 5,600		
SOUTH - 18" Basement Wall	750	sf	\$ 35.00	\$ 26,250		
				Subtotal	\$ 76,930	
<b>Shear Walls / Elevator and Stair Walls</b>						
SOUTH - 10" Elevator Core Shear Walls	5,226	sf	\$ 26.00	\$ 135,876		
				Subtotal	\$ 135,876	
<b>Elevated Structural Decks</b>						
SOUTH - 10" Flat Slab over Crawl Space	4,695	sf	\$ 28.00	\$ 131,460		
SOUTH - 10" Elevated Flat Slab over Basement	2,590	sf	\$ 28.00	\$ 72,520		
SOUTH - Level 2 - 10" x 24" Beam	69	lf	\$ 42.00	\$ 2,898		
SOUTH - Level 2 - 24" x 30" Deep Edge Beam	26	lf	\$ 126.00	\$ 3,276		
SOUTH - Level 2 - 4' x 6' x 28" Drop Panels	27	ea	\$ 1,300.00	\$ 35,100		
SOUTH - Level 2 - 6' x 6' x 28" Drop Panels	18	ea	\$ 1,960.00	\$ 35,280		
SOUTH - Level 2 - 4' x 4' x 28" Drop Panels	2	ea	\$ 870.00	\$ 1,740		
SOUTH - Level 2 - 16" P-T Flat Plate (Podium)	17,351	sf	\$ 34.00	\$ 589,934		
SOUTH - Levels 3-6 - Concrete on Metal Deck	68,320	sf	\$ 4.25	\$ 290,360		
Wet Cure Decks	92,956	sf	\$ 0.75	\$ 69,717		
Re-Shoring	92,956	sf	\$ 0.50	\$ 46,478		
				Subtotal	\$ 1,278,763	
<b>Concrete Columns</b>						
<b>Perimeter Columns</b>						
South - Level 1 to Level 2 - 12" x 16"	506	lf	\$ 39.00	\$ 19,730		
<b>Interior Columns</b>						
South - Level 1 to Level 2 - 18" Diameter	123	lf	\$ 52.00	\$ 6,377		
South - Level 1 to Level 2 - 14" x 18"	169	lf	\$ 51.00	\$ 8,600		
				Subtotal	\$ 34,707	
<b>Miscellaneous Concrete</b>						
Elevator Pits, Complete	2	ea	\$ 8,500.00	\$ 17,000		
Concrete Canopy	400	sf	\$ 30.00	\$ 12,000		
Tower Crane Foundations	125	cy	\$ 425.00	\$ 53,125		
Housekeeping Pads / Bases	1	ls	\$ 15,000.00	\$ 15,000		
				Subtotal	\$ 97,125	
					TOTAL DIVISION 03	\$ 1,997,997
<b>DIVISION 04 - MASONRY</b>						
<b>Masonry</b>						
South - Brick Veneer	8,101	sf	\$ 26.00	\$ 210,626		
South - Cast Stone Window Sills	1,191	lf	\$ 35.00	\$ 41,685		
Scaffolding	66,727	sf	\$ 2.50	\$ 166,818		
				Subtotal	\$ 419,129	

Texas State University  
 Hilltop Housing Project  
 50% DD Estimate  
 March 26, 2019 FINAL RECONCILE

	NORTH	SOUTH	TOTAL
Level Bsmt	3,650	2,600	
Level 1	16,750	16,200	
Level 2 Podium	-	17,080	
Levels 2-6	83,750	-	
Levels 3-6	-	68,320	
Level PH	600	430	
	104,750	104,630	209,380

ESTIMATE DETAIL - SOUTH TOWER

DESCRIPTION	QTY	UNIT	UNIT COST	EXTENSION	SUBTOTAL	TOTAL
Shear Walls / Stair and Elevator Walls						
South - 8" CMU Shear Walls	13,494	sf	\$ 20.00	\$ 269,880		
				Subtotal	\$ 269,880	
Mock-Up						
Allow for Mock-Ups	1	ls	\$ 50,000.00	\$ 50,000		
				Subtotal	\$ 50,000	
				TOTAL DIVISION 04		\$ 739,009

DIVISION 05 - METALS

Steel Framing

SOUTH - Levels 3-6 - HSS 6x6	72	lf	\$ 63.00	\$ 4,536		
SOUTH - Levels 3-6 - W35	100	lf	\$ 78.75	\$ 7,875		
SOUTH - Levels 3-6 - W15	308	lf	\$ 33.75	\$ 10,395		
SOUTH - Levels 3-6 - W19	448	lf	\$ 42.75	\$ 19,152		
SOUTH - Levels 3-6 - W17	524	lf	\$ 38.25	\$ 20,043		
SOUTH - Levels 3-6 - W26	228	lf	\$ 58.50	\$ 13,338		
SOUTH - Levels 3-6 - Metal Deck at Knuckle	8,308	sf	\$ 5.50	\$ 45,694		
SOUTH - Levels 3-6 - Shear Studs	600	ea	\$ 12.00	\$ 7,200		
SOUTH - Steel Floor Decks	68,320	sf	\$ 5.50	\$ 375,760		
SOUTH - Roof Area (3" deck) - On load bearing walls	14,963	sf	\$ 4.00	\$ 59,852		
SOUTH - Roof Area (5psf + 1-1/2" Roof Deck)	5	tons	\$ 4,100.00	\$ 18,901		
SOUTH - Stair Tower Roof Area (3" Deck)	261	sf	\$ 4.00	\$ 1,044		
SOUTH - PH (Knuckle) Roof Area (Use 5 psf + 3" deck)	5	sf	\$ 4,100.00	\$ 18,850		
				Subtotal	\$ 602,640	

Stairs

South - 2 Stairs	233	risers	\$ 650.00	\$ 151,293		
Roof Ladder	1	ea	\$ 3,500.00	\$ 3,500		
Pit Ladder	2	ea	\$ 1,200.00	\$ 2,400		
				Subtotal	\$ 157,193	

Miscellaneous Steel

Hangdown Steel	17	tons	\$ 4,800.00	\$ 80,072		
Miscellaneous Steel / Embeds	26	tons	\$ 4,800.00	\$ 125,556		
Miscellaneous Erection	1	ls	\$ 35,000.00	\$ 35,000		
Elevator Steel	2	ea	\$ 20,000.00	\$ 40,000		
Parapet Framing	3,066	sf	\$ 15.00	\$ 45,990		
				Subtotal	\$ 326,618	

TOTAL DIVISION 05 \$ 1,086,451

DIVISION 06 - WOOD AND PLASTICS

Rough Carpentry

Rough Carpentry / Blocking	104,630	sf	\$ 1.00	\$ 104,630		
				Subtotal	\$ 104,630	

Texas State University  
 Hilltop Housing Project  
 50% DD Estimate  
 March 26, 2019 FINAL RECONCILE

	NORTH	SOUTH	TOTAL
Level Bsmt	3,650	2,600	
Level 1	16,750	16,200	
Level 2 Podium	-	17,080	
Levels 2-6	83,750	-	
Levels 3-6	-	68,320	
Level PH	600	430	
	104,750	104,630	209,380

ESTIMATE DETAIL - SOUTH TOWER

DESCRIPTION	QTY	UNIT	UNIT COST	EXTENSION	SUBTOTAL	TOTAL
Millwork						
Faculty Apartment and RD						
Base Cabinet W/Lav Countertop	8	lf	\$ 250.00	\$ 2,000		
Base Cabinet W/Lav Countertop	9	lf	\$ 250.00	\$ 2,250		
Base Cabinet W/Lav Countertop	4	lf	\$ 250.00	\$ 1,000		
Base Cabinet W/Lav Countertop	4	lf	\$ 250.00	\$ 1,000		
Storage Closet	2	lf	\$ 350.00	\$ 700		
Storage Closet	2	lf	\$ 350.00	\$ 700		
Upper Cabinet	17	lf	\$ 225.00	\$ 3,825		
Base Cabinet W/ Countertop	17	lf	\$ 350.00	\$ 5,950		
Base Cabinet Island W/Countertop	5	lf	\$ 425.00	\$ 2,125		
Base Cabinet W/ Countertop	18	lf	\$ 350.00	\$ 6,300		
Upper Cabinet	9	lf	\$ 225.00	\$ 2,025		
Small Upper Cabinet Over Ref	3	lf	\$ 225.00	\$ 675		
Countertop	5	lf	\$ 200.00	\$ 1,000		
Storage Closet	14	lf	\$ 350.00	\$ 4,900		
Estimated Shelf and Rod	11	lf	\$ 100.00	\$ 1,100		
Estimated Shelf and Rod	11	lf	\$ 100.00	\$ 1,100		
Kitchen						
Base Cabinet W/ Countertop	7	lf	\$ 350.00	\$ 2,450		
Base Cabinet Inland W/ Countertop	6	lf	\$ 425.00	\$ 2,550		
Laundry						
Countertop	5	lf	\$ 200.00	\$ 1,000		
Guest						
Lav Countertop	6	lf	\$ 225.00	\$ 1,350		
Lav Countertop	30	lf	\$ 225.00	\$ 6,750		
Other						
Work Counter	8	lf	\$ 200.00	\$ 1,600		
Work Counter	16	lf	\$ 200.00	\$ 3,200		
Desk	13	lf	\$ 375.00	\$ 4,875		
Base Cabinet w/Counter Top	18	lf	\$ 350.00	\$ 6,300		
Base Cabinet W/Countertop	65	lf	\$ 350.00	\$ 22,750		
Countertop	70	lf	\$ 200.00	\$ 14,000		
Countertop	8	lf	\$ 200.00	\$ 1,600		
Countertop	17	lf	\$ 200.00	\$ 3,400		
Countertop	10	lf	\$ 200.00	\$ 2,000		
Rooms						
Lav Countertop	18	lf	\$ 200.00	\$ 3,600		
Lav Countertop	355	lf	\$ 200.00	\$ 71,000		
Prefab Closet 3'-0" Wide 7'-2" Tall 2'-1" Deep, 5 Hanging Rod	25	ea	\$ 750.00	\$ 18,750		
Prefab Closet 3'-0" Wide 7'-2" Tall 2'-1" Deep, 5 Hanging Rod	390	ea	\$ 750.00	\$ 292,500		
Quartz Window Sills	1,191	lf	\$ 75.00	\$ 89,325		
			Subtotal		\$ 585,650	



Texas State University  
 Hilltop Housing Project  
 50% DD Estimate  
 March 26, 2019 FINAL RECONCILE

	NORTH	SOUTH	TOTAL
Level Bsmt	3,650	2,600	
Level 1	16,750	16,200	
Level 2 Podium	-	17,080	
Levels 2-6	83,750	-	
Levels 3-6	-	68,320	
Level PH	600	430	
	104,750	104,630	209,380

ESTIMATE DETAIL - SOUTH TOWER

DESCRIPTION	QTY	UNIT	UNIT COST	EXTENSION	SUBTOTAL	TOTAL
TOTAL DIVISION 06						\$ 690,280

DIVISION 07 - THERMAL & MOISTURE PROTECTION

Insulation/Waterproofing

Elevator Pit Waterproofing	2	ea	\$ 6,000.00	\$ 12,000		
Insulation/Weather Proofing at Exterior Walls	66,727	sf	\$ 7.10	\$ 473,762		
Waterproofing Basement Walls	750	sf	\$ 10.00	\$ 7,500		
Parapet Waterproofing / Insulation	3,066	sf	\$ 8.00	\$ 24,528		
Insulate Soffit	900	sf	\$ 7.00	\$ 6,300		
				Subtotal	\$ 524,090	

Metals

Louvers	2	ea	\$ 350.00	\$ 700		
Downspouts	1,382	lf	\$ 25.00	\$ 34,550		
				Subtotal	\$ 35,250	

Roofing

South - Modified Bitumen Roofing / 5" Insulation / Flashing	16,834	sf	\$ 20.00	\$ 336,680		
Walkway Pads	1	allow	\$ 10,000.00	\$ 10,000		
				Subtotal	\$ 346,680	

Fireproofing & Fire stopping

Firestopping	104,630	sf	\$ 0.60	\$ 62,778		
				Subtotal	\$ 62,778	

Caulking and Sealants

Caulking and Sealants	104,630	sf	\$ 1.25	\$ 130,788		
				Subtotal	\$ 130,788	

TOTAL DIVISION 07 \$ 1,099,585

DIVISION 08 - DOORS AND GLAZING

Glass and Glazing

SOUTH - Windows 3-0 x 8-0	8	ea	\$ 1,440.00	\$ 11,520		
SOUTH - Windows 3-3 X 4-8	40	ea	\$ 910.00	\$ 36,400		
SOUTH - Windows 3-3 x 6-0	10	ea	\$ 1,170.00	\$ 11,700		
SOUTH - Windows 4-0 x 6-0	220	ea	\$ 1,440.00	\$ 316,800		
SOUTH - Windows 4-0 x 8-0	31	ea	\$ 1,920.00	\$ 59,520		
SOUTH - Storefront	972	sf	\$ 65.00	\$ 63,180		
				Subtotal	\$ 499,120	

Doors / Frames / Hardware Exterior

Double AL/GL Entry	2	pr	\$ 6,500.00	\$ 13,000		
Double Hollow Metal	2	pr	\$ 2,300.00	\$ 4,600		
Single Hollow Metal	3	ea	\$ 1,800.00	\$ 5,400		

Doors / Frames / Hardware Interior

Door/Frame/Hardware 3'-0" X 7'-0"/F	305	ea	\$ 1,800.00	\$ 549,000		
-------------------------------------	-----	----	-------------	------------	--	--

Texas State University  
 Hilltop Housing Project  
 50% DD Estimate  
 March 26, 2019 FINAL RECONCILE

	NORTH	SOUTH	TOTAL
Level Bsmt	3,650	2,600	
Level 1	16,750	16,200	
Level 2 Podium	-	17,080	
Levels 2-6	83,750	-	
Levels 3-6	-	68,320	
Level PH	600	430	
	104,750	104,630	209,380

ESTIMATE DETAIL - SOUTH TOWER

DESCRIPTION	QTY	UNIT	UNIT COST	EXTENSION	SUBTOTAL	TOTAL
Door/Frame/Hardware 1'-6" X 7'-0"/F	3	ea	\$ 750.00	\$ 2,250		
Door/Frame/Hardware 2'-6" X 7'-0"/F	7	ea	\$ 1,000.00	\$ 7,000		
Door/Frame/Hardware 3'-0" X 7'-0"	3	ea	\$ 1,800.00	\$ 5,400		
Door/Frame/Hardware 3'-0" X 7'-0"/F	46	ea	\$ 1,650.00	\$ 75,900		
Door/Frame/Hardware 3'-0" X 7'-11"	2	ea	\$ 1,700.00	\$ 3,400		
Door/Frame/Hardware 3'-0" X 7'-9 1/2"	2	ea	\$ 1,850.00	\$ 3,700		
Door/Frame/Hardware 3'-6" X 7'-0"/F	1	ea	\$ 1,650.00	\$ 1,650		
Door/Frame/Hardware 4'-0" X 7'-0"	1	ea	\$ 1,700.00	\$ 1,700		
Door/Frame/Hardware 5'-0" X 7'-0"	2	ea	\$ 2,400.00	\$ 4,800		
Door/Frame/Hardware 6'-0" X 7'-0"	2	ea	\$ 2,600.00	\$ 5,200		
			Subtotal		\$ 683,000	
Miscellaneous						
Field Water Testing	1	ls	\$ 75,000.00	\$ 75,000		
Allow for Access Doors	50	ea	\$ 450.00	\$ 22,500		
			Subtotal		\$ 97,500	
Interior Glazing						
Allow for Glass	1	ls	\$ 50,000.00	\$ 50,000		
			Subtotal		\$ 50,000	
			TOTAL DIVISION 08			\$ 1,329,620

DIVISION 09 - FINISHES

Partition

South - Level One

S 02 10	34	lf	\$ 105.00	\$ 3,570		
S 03 10	118	lf	\$ 120.00	\$ 14,160		
S 03 20	882	lf	\$ 100.00	\$ 88,200		
S 06 20	649	lf	\$ 110.00	\$ 71,390		
S 06 33	165	lf	\$ 115.00	\$ 18,975		
Mech/Electrical	120	lf	\$ 100.00	\$ 12,000		
Column Furr	46	lf	\$ 75.00	\$ 3,450		
Furr on Concrete	55	lf	\$ 65.00	\$ 3,575		

South - Level 2/6

S 02 10	650	lf	\$ 105.00	\$ 68,250		
S 03 10	1,025	lf	\$ 120.00	\$ 123,000		
S 03 20	1,645	lf	\$ 100.00	\$ 164,500		
S 06 20 Corridor	4,420	lf	\$ 110.00	\$ 486,200		
S 06 33	1,500	lf	\$ 115.00	\$ 172,500		
Levels 2-6 - Load-Bearing Mtl Stud Walls W1	3,410	lf	\$ 85.00	\$ 289,850		
Levels 2-6 - Load-Bearing Mtl Stud Walls W2	1,780	lf	\$ 90.00	\$ 160,200		
Levels 2-6 - Load-Bearing Mtl Stud Walls W3 (Corridors)	3,800	lf	\$ 80.00	\$ 304,000		
Column Furr	1,000	lf	\$ 5.00	\$ 5,000		
Furring on Concrete	850	lf	\$ 5.00	\$ 4,250		

Texas State University  
 Hilltop Housing Project  
 50% DD Estimate  
 March 26, 2019 FINAL RECONCILE

	NORTH	SOUTH	TOTAL
Level Bsmt	3,650	2,600	
Level 1	16,750	16,200	
Level 2 Podium	-	17,080	
Levels 2-6	83,750	-	
Levels 3-6	-	68,320	
Level PH	600	430	
	104,750	104,630	209,380

ESTIMATE DETAIL - SOUTH TOWER

DESCRIPTION	QTY	UNIT	UNIT COST	EXTENSION	SUBTOTAL	TOTAL
Furring on CMU	13,494	sf	\$ 5.00	\$ 67,470		
Solid Wall Backup - Studs / Sheathing / Interior Gyp	66,727	sf	\$ 12.00	\$ 800,724		
			Subtotal		\$ 2,861,264	
Ceilings						
South - Level One						
Wood Panel	757	sf	\$ 30.00	\$ 22,710		
GWB	4,826	sf	\$ 5.00	\$ 24,130		
2 x 2 ACT	2,740	sf	\$ 5.50	\$ 15,070		
2 x 6 ACT	1,717	sf	\$ 7.00	\$ 12,019		
GWB Dorm Unit	1,912	sf	\$ 5.00	\$ 9,560		
Open to Above	3,311	sf	\$ 1.50	\$ 4,967		
GWB Shower Room Moisture Resist	612	sf	\$ 7.00	\$ 4,284		
GWB Furr Down 2'-4" Dorm Unit W/GWB	105	lf	\$ 12.00	\$ 1,260		
GWB Furr Down 2"	66	lf	\$ 3.00	\$ 198		
South - Level 2/6						
2 x 6 ACT	12,180	sf	\$ 7.00	\$ 85,260		
GWB	41,550	sf	\$ 5.00	\$ 207,750		
GWB Furr Down 1'-6" Dorm Unit	1,705	lf	\$ 10.00	\$ 17,050		
GWB Furr Down 2"	855	lf	\$ 3.00	\$ 2,565		
GWB Shower Room Moisture Resist	9,310	sf	\$ 7.00	\$ 65,170		
Open to Above	8,775	sf	\$ 1.50	\$ 13,163		
			Subtotal		\$ 485,155	
Plaster						
Plaster	58,626	sf	\$ 15.00	\$ 879,390		
Scaffolding	58,626	sf	\$ 2.50	\$ 146,565		
Plaster Cornice Bands	762	lf	\$ 25.00	\$ 19,050		
South - Plaster Soffit at Arcade / Building Entry	900	sf	\$ 20.00	\$ 18,000		
			Subtotal		\$ 1,063,005	
Paint / Wall Covering						
South - Level One						
FRP	2,880	sf	\$ 3.00	\$ 8,640		
Tile	1,320	sf	\$ 14.00	\$ 18,480		
Tape, Float and Paint Walls	49,775	sf	\$ 0.90	\$ 44,798		
Paint Ceiling	7,626	sf	\$ 1.50	\$ 11,439		
South - Level 2/6						
FRP	1,280	sf	\$ 3.00	\$ 3,840		
Tile	8,853	sf	\$ 14.00	\$ 123,942		
Plywood / Painted	2,940	sf	\$ 4.50	\$ 13,230		
Tape, Float and Paint Walls	203,195	sf	\$ 0.90	\$ 182,876		
Paint Ceiling	53,420	sf	\$ 1.50	\$ 80,130		
Misc Painting	104,630	sf	\$ 0.45	\$ 47,084		
			Subtotal		\$ 534,458	

Texas State University  
 Hilltop Housing Project  
 50% DD Estimate  
 March 26, 2019 FINAL RECONCILE

	NORTH	SOUTH	TOTAL
Level Bsmt	3,650	2,600	
Level 1	16,750	16,200	
Level 2 Podium	-	17,080	
Levels 2-6	83,750	-	
Levels 3-6	-	68,320	
Level PH	600	430	
	104,750	104,630	209,380

ESTIMATE DETAIL - SOUTH TOWER

DESCRIPTION	QTY	UNIT	UNIT COST	EXTENSION	SUBTOTAL	TOTAL
Flooring						
South - Level One						
Carpet	3,792	sf	\$ 5.00	\$ 18,960		
Sealed Concrete	7,206	sf	\$ 1.50	\$ 10,809		
Tile	981	sf	\$ 14.00	\$ 13,734		
Epoxy	425	sf	\$ 12.00	\$ 5,100		
Walk-Off Mat	100	allow	\$ 24.00	\$ 2,400		
LVT	1,530	sf	\$ 6.00	\$ 9,180		
Wood Base	450	lf	\$ 8.00	\$ 3,600		
Tile Base	426	lf	\$ 12.00	\$ 5,112		
Epoxy Base	165	lf	\$ 12.00	\$ 1,980		
Resilient Base	3,923	lf	\$ 1.20	\$ 4,708		
South - Level 2/6						
Carpet	6,260	sf	\$ 5.00	\$ 31,300		
Sealed Concrete	58,250	sf	\$ 1.50	\$ 87,375		
Tile	970	sf	\$ 14.00	\$ 13,580		
Epoxy	8,455	sf	\$ 12.00	\$ 101,460		
Tile Base	475	lf	\$ 12.00	\$ 5,700		
Epoxy Base	3,355	lf	\$ 12.00	\$ 40,260		
Resilient Base	21,470	lf	\$ 1.20	\$ 25,764		
				Subtotal	\$ 381,022	
					TOTAL DIVISION 09	\$ 5,324,903
DIVISION 10 - SPECIALTIES						
Signage						
Room and Directional Signage	1	ls	\$ 50,000.00	\$ 50,000		
				Subtotal	\$ 50,000	
Compartments						
South - Level One						
ADA Toilet Partition	1	ea	\$ 1,200.00	\$ 1,200		
Standard Toilet Partition	3	ea	\$ 950.00	\$ 2,850		
Shower Partition	3	ea	\$ 950.00	\$ 2,850		
ADA Shower Partition	1	ea	\$ 1,150.00	\$ 1,150		
South - Level 2/6						
ADA Toilet Partition	20	ea	\$ 1,200.00	\$ 24,000		
Standard Toilet Partition	60	ea	\$ 950.00	\$ 57,000		
Shower Partition	60	ea	\$ 950.00	\$ 57,000		
ADA Shower Partition	30	ea	\$ 1,150.00	\$ 34,500		
				Subtotal	\$ 180,550	
Toilet Accessories						
South - Level One						
Soap Dispenser	13	ea	\$ 20.00	\$ 260	OFCI	
Toilet Tissue Dispenser	13	ea	\$ 20.00	\$ 260	OFCI	
GB1	6	ea	\$ 325.00	\$ 1,950		

Texas State University  
Hilltop Housing Project  
50% DD Estimate  
March 26, 2019 FINAL RECONCILE

	NORTH	SOUTH	TOTAL
Level Bsmt	3,650	2,600	
Level 1	16,750	16,200	
Level 2 Podium	-	17,080	
Levels 2-6	83,750	-	
Levels 3-6	-	68,320	
Level PH	600	430	
	104,750	104,630	209,380

ESTIMATE DETAIL - SOUTH TOWER

DESCRIPTION	QTY	UNIT	UNIT COST	EXTENSION	SUBTOTAL	TOTAL
GB2	4	ea	\$ 125.00	\$ 500		
GB3	2	ea	\$ 250.00	\$ 500		
SND	3	ea	\$ 50.00	\$ 150		
M12 2 x 3 Mirror	5	ea	\$ 150.00	\$ 750		
M1 Mirror 4 x 8 32 sf	2	ea	\$ 800.00	\$ 1,600		
Hand Sanitizer Dispenser	1	ea	\$ 40.00	\$ 40		
Estimated Paper Towel Dispenser and Waste Receptacle	5	ea	\$ 35.00	\$ 175	OFCI	
Estimated Soap Dispenser Kitchen SB 123A	1	ea	\$ 20.00	\$ 20	OFCI	
Estimated Paper Towel Dispenser Kitchen SB 123A	1	ea	\$ 35.00	\$ 35	OFCI	
Shower/Tub Accessories	10	ea	\$ 250.00	\$ 2,500		
South - Level 2/6						
Soap Dispenser	90	ea	\$ 20.00	\$ 1,800	OFCI	
Toilet Tissue Dispenser	90	ea	\$ 20.00	\$ 1,800	OFCI	
GB1	25	ea	\$ 325.00	\$ 8,125		
GB2	4	ea	\$ 125.00	\$ 500		
GB3	2	ea	\$ 250.00	\$ 500		
SND	80	ea	\$ 50.00	\$ 4,000		
M12 2 x 3 Mirror	10	ea	\$ 150.00	\$ 1,500		
M1 Mirror 4 x 8 32 sf	30	ea	\$ 800.00	\$ 24,000		
Hand Sanitizer Dispenser	20	ea	\$ 40.00	\$ 800		
Estimated Paper Towel Dispenser and Waste Receptacle	30	ea	\$ 35.00	\$ 1,050	OFCI	
Estimated Soap Dispenser Lounge	5	ea	\$ 20.00	\$ 100	OFCI	
Estimated Paper Towel Dispenser Lounge	5	ea	\$ 35.00	\$ 175	OFCI	
Shower/Tub Accessories	90	ea	\$ 250.00	\$ 22,500		
			Subtotal		\$ 75,590	
Marker/Tackboards						
Markerboards - Allow	1	ls	\$ 15,000.00	\$ 15,000		
Mailbox	1	ls	\$ 22,500.00	\$ 22,500		
Tackboards	1	ls	\$ 20,000.00	\$ 20,000		
			Subtotal		\$ 57,500	
Miscellaneous Specialties						
South - Level One						
Corner Guards	1	allow	\$ 3,000.00	\$ 3,000		
Mop and Broom Holder W/Shelf	2	ea	\$ 145.00	\$ 290		
South - Level 2/6						
Corner Guards	1	allow	\$ 15,000.00	\$ 15,000		
Mop and Broom Holder W/Shelf	5	ea	\$ 145.00	\$ 725		
			Subtotal		\$ 19,015	
Miscellaneous						
Fire Extinguishers and Cabinets	18	ea	\$ 350.00	\$ 6,300		
			Subtotal		\$ 6,300	
			TOTAL DIVISION 10		\$ 388,955	

Texas State University  
Hilltop Housing Project  
50% DD Estimate  
March 26, 2019 FINAL RECONCILE

	NORTH	SOUTH	TOTAL
Level Bsmt	3,650	2,600	
Level 1	16,750	16,200	
Level 2 Podium	-	17,080	
Levels 2-6	83,750	-	
Levels 3-6	-	68,320	
Level PH	600	430	
	104,750	104,630	209,380

ESTIMATE DETAIL - SOUTH TOWER

DESCRIPTION	QTY	UNIT	UNIT COST	EXTENSION	SUBTOTAL	TOTAL
-------------	-----	------	-----------	-----------	----------	-------

DIVISION 11 - EQUIPMENT

Miscellaneous Equipment

Residential Front Load Dryer	2	ea	\$ 750.00	\$ -	By Owner	
Residential Front Load Washer	2	ea	\$ 750.00	\$ -	By Owner	
Shelf/Rod	1	ea	\$ 50.00	\$ 50		
Dishwasher	2	ea	\$ 1,000.00	\$ 2,000		
Oven-Electrical Drop-In	2	ea	\$ 1,500.00	\$ 3,000		
Refrigerator	2	ea	\$ 1,200.00	\$ 2,400		
Electric Range Top	2	ea	\$ 1,500.00	\$ 3,000		
Commercial Dryer	20	ea	\$ 4,500.00	\$ -	By Owner	
Commercial Washer	16	ea	\$ 4,500.00	\$ -	By Owner	

AV Equipment

FPD/DSD	1	ls	\$ 20,000.00	\$ -	By Owner	
---------	---	----	--------------	------	----------	--

Residential Equipment

Lounge/Kitchen	6	ea	\$ 5,000.00	\$ 30,000		
			Subtotal		\$ 40,450	

TOTAL DIVISION 11 \$ 40,450

DIVISION 12 - FURNISHINGS

Shades

Manual Roller Shades at Windows	7,266	sf	\$ 10.00	\$ 72,660		
			Subtotal		\$ 72,660	

TOTAL DIVISION 12 \$ 72,660

DIVISION 13 - SPECIAL CONSTRUCTION

Subtotal \$ -  
TOTAL DIVISION 13 \$ -

DIVISION 14 - CONVEYING

South Elevators: 6-Stops / 1 Passenger Elevator	6	stops	\$ 29,000.00	\$ 174,000		
South Elevators: 6-Stops / 1 Service Elevator	6	stops	\$ 35,000.00	\$ 210,000		
			Subtotal		\$ 384,000	

TOTAL DIVISION 14 \$ 384,000

DIVISION 21 - FIRE PROTECTION

Fire Protection

Sprinkler Fire Protection	104,630	sf	\$ 4.00	\$ 418,520		
			Subtotal		\$ 418,520	

TOTAL DIVISION 21 \$ 418,520

DIVISION 22 - PLUMBING

Plumbing Equipment

Texas State University  
 Hilltop Housing Project  
 50% DD Estimate  
 March 26, 2019 FINAL RECONCILE

	NORTH	SOUTH	TOTAL
Level Bsmt	3,650	2,600	
Level 1	16,750	16,200	
Level 2 Podium	-	17,080	
Levels 2-6	83,750	-	
Levels 3-6	-	68,320	
Level PH	600	430	
	104,750	104,630	209,380

ESTIMATE DETAIL - SOUTH TOWER

DESCRIPTION	QTY	UNIT	UNIT COST	EXTENSION	SUBTOTAL	TOTAL
Domestic Booster Pump - DWB-1 Skid Mounted Multiplex	1	ea	\$ 45,000.00	\$ 45,000		
Hydro-Pneumatic Tank - ET-2	1	ea	\$ 10,000.00	\$ 10,000		
Water Softener Twin Alternating	1	ea	\$ 25,000.00	\$ 25,000		
Sump Pump - SP1	6	ea	\$ 2,500.00	\$ 15,000		
Water Heater Steam to Water Heat Exchange - 800,000BTU/HR	4	ea	\$ 25,000.00	\$ 100,000		
VFD	4	ea	\$ 2,500.00	\$ 10,000		
			Subtotal		\$ 205,000	
Plumbing Fixtures						
MS-1	7	ea	\$ 2,100	\$ 14,700		
SH-1	10	ea	\$ 1,700	\$ 17,000		
SH-2	86	ea	\$ 1,850	\$ 159,100		
CM Sink	144	ea	\$ 800	\$ 115,200		
Kitchen Sink	5	ea	\$ 1,500	\$ 7,500		
Bath Tub	2	ea	\$ 1,800	\$ 3,600		
Mop sink	7	ea	\$ 1,500	\$ 10,500		
Drink Fountain	5	ea	\$ 2,600	\$ 13,000		
Wall Mtd Sink	1	ea	\$ 900	\$ 900		
Laundry Sink	1	ea	\$ 2,100	\$ 2,100		
WC-2	13	ea	\$ 1,500	\$ 19,500		
WC-1	90	ea	\$ 1,000	\$ 90,000		
WMB	5	ea	\$ 400	\$ 2,000		
Rough-In Plumbing Fixtures	376	ea	\$ 400.00	\$ 150,400		
Carriers	109	ea	\$ 350.00	\$ 38,150		
HB-2	4	ea	\$ 175	\$ 700		
HB-2	2	ea	\$ 175	\$ 350		
			Subtotal		\$ 644,700	
Sanitary Waste/Vent						
FD-1	80	ea	\$ 400	\$ 32,000		
FD-1	10	ea	\$ 400	\$ 4,000		
FD-2	136	ea	\$ 450	\$ 61,200		
FD-2	6	ea	\$ 450	\$ 2,700		
FD-2	41	ea	\$ 450	\$ 18,450		
FD-2	152	ea	\$ 450	\$ 68,400		
FD-1	33	ea	\$ 400	\$ 13,200		
Sanitary Waste/Vent Piping	104,630	sf	\$ 3.00	\$ 313,890		
			Subtotal		\$ 513,840	
Domestic HW/CW						
CW/HW Piping w/Insulation	104,630	sf	\$ 9.00	\$ 941,670		
			Subtotal		\$ 941,670	
Storm Drainage						
Roof Drain / Overflow	104,630	sf	\$ 0.40	\$ 41,852		
Storm Piping	104,630	sf	\$ 1.15	\$ 120,325		

Texas State University  
Hilltop Housing Project  
50% DD Estimate  
March 26, 2019 FINAL RECONCILE

	NORTH	SOUTH	TOTAL
Level Bsmt	3,650	2,600	
Level 1	16,750	16,200	
Level 2 Podium	-	17,080	
Levels 2-6	83,750	-	
Levels 3-6	-	68,320	
Level PH	600	430	
	104,750	104,630	209,380

ESTIMATE DETAIL - SOUTH TOWER

DESCRIPTION	QTY	UNIT	UNIT COST	EXTENSION	SUBTOTAL	TOTAL
					Subtotal	\$ 162,177
Miscellaneous						
Firestop	104,630	sf	\$ 0.15	\$ 15,695		
Testing	104,630	sf	\$ 0.20	\$ 20,926		
Miscellaneous Plumbing	104,630	sf	\$ 0.40	\$ 41,852		
					\$ 78,473	
					TOTAL DIVISION 22	\$ 2,545,859

DIVISION 23 - MECHANICAL HVAC

CHW/HW Equipment

Pump - Hot Water	1	ea	\$ 16,500.00	\$ 16,500		
Pump - Chill Water	1	ea	\$ 21,000.00	\$ 21,000		
Steam to HW Heat Exchanger	1	ea	\$ 110,000.00	\$ 110,000		
Pump VFD 60Hp	1	ea	\$ 17,000.00	\$ 17,000		
Pump VFD 50Hp	1	ea	\$ 14,000.00	\$ 14,000		
Condensate Return Pump	1	ea	\$ 11,000.00	\$ 11,000		
					Subtotal	\$ 189,500

Air Handling

AHU-SN 6,685 cfm	1	ea	\$ 41,190	\$ 41,190		
AHU DOAU-SA 6,705 cfm	1	ea	\$ 40,230	\$ 40,230		
AHU DOAU-SB 6,170 cfm	1	ea	\$ 37,020	\$ 37,020		
RTU-S 9,425 cfm	1	ea	\$ 61,263	\$ 61,263		
Split System HP-1,2,3	1	ea	\$ 4,700.00	\$ 4,700		
VAV Air Terminal w/ Elec Heat Size 4	1	ea	\$ 1,170.00	\$ 1,170		
VAV Air Terminal w/ Elec Heat Size 6	34	ea	\$ 1,215.00	\$ 41,310		
VAV Air Terminal w/ Elec Heat Size 8	8	ea	\$ 1,254.00	\$ 10,032		
VAV Air Terminal w/ Elec Heat Size 10	7	ea	\$ 1,305.00	\$ 9,135		
VAV Air Terminal w/ Elec Heat Size 14	1	ea	\$ 1,452.00	\$ 1,452		
Vertical Fan Coil Unit - Dorm Rooms	219	ea	\$ 2,300.00	\$ 503,700		
Horizontal Fan Coil Unit - Main Elec Rooms	2	ea	\$ 2,800.00	\$ 5,600		
					Subtotal	\$ 756,802

Exhaust

Exhaust Fan Roof Cent. 1,890 cfm	3	ea	\$ 2,570.40	\$ 7,711		
Exhaust Fan Roof Cent. 2,060 cfm	2	ea	\$ 2,553.00	\$ 5,106		
Exhaust Fan Roof Cent. 1,575 cfm	1	ea	\$ 2,205.00	\$ 2,205		
Exhaust Fan Roof Cent. 880 cfm	1	ea	\$ 1,392.00	\$ 1,392		
Exhaust Fan Roof Cent. 725 cfm	1	ea	\$ 1,160.00	\$ 1,160		
Exhaust Fan In Line 665 cfm	1	ea	\$ 2,473.80	\$ 2,474		
Exhaust Fan Cabinet Cent. 1,320 cfm	1	ea	\$ 1,716.00	\$ 1,716		
Exhaust Fan Ceiling Cent. 50 cfm	4	ea	\$ 350.00	\$ 1,400		



Texas State University  
 Hilltop Housing Project  
 50% DD Estimate  
 March 26, 2019 FINAL RECONCILE

	NORTH	SOUTH	TOTAL
Level Bsmt	3,650	2,600	
Level 1	16,750	16,200	
Level 2 Podium	-	17,080	
Levels 2-6	83,750	-	
Levels 3-6	-	68,320	
Level PH	600	430	
	104,750	104,630	209,380

ESTIMATE DETAIL - SOUTH TOWER

DESCRIPTION	QTY	UNIT	UNIT COST	EXTENSION	SUBTOTAL	TOTAL
Exhaust Fan In Line Booster 185 cfm	1	ea	\$ 415.00	\$ 415		
Stair Exhaust	1	ls	\$ 40,000	\$ 40,000		
			Subtotal		\$ 63,579	
Ductwork						
Ductwork - North Building, OA, Risers, Exh	112,000	lb	\$ 9.00	\$ 1,008,000		
Kitchen Exhaust	1	ls	\$ 15,000.00	\$ 15,000		
Ductwork at Rooms	221	ea	\$ 250.00	\$ 55,250		
Ductwork at Commons	51	ea	\$ 480.00	\$ 24,480		
Ductwork Insulation at Rooms / Commons	272	ea	\$ 120.00	\$ 32,640		
Ductwork Insulation Chases & OA Duct	67,200	sf	\$ 4.50	\$ 302,400		
			Subtotal		\$ 1,437,770	
Distribution Devices						
Fire Dampers at FCUs	219	ea	\$ 500.00	\$ 109,500		
At Vertical FCU's	219	ea	\$ 105.00	\$ 22,995		
At Horizontal FCU's	2	ea	\$ 105.00	\$ 210		
Diffusers						
Provide 4" Alum Cap W/Integral Damper	2	ea	\$ 188.00	\$ 376		
Supply	34	ea	\$ 105.00	\$ 3,570		
Supply Linear	1	ea	\$ 185.00	\$ 185		
Supply Small Supply	30	ea	\$ 88.00	\$ 2,640		
Exhaust Small	18	ea	\$ 72.00	\$ 1,296		
Transfer Duct	5	ea	\$ 210.00	\$ 1,050		
Provide 6" Alum Wall Cap W/ Bird Screen	6	ea	\$ 202.00	\$ 1,212		
Exhaust Louver 30" X 24"	2	ea	\$ 410.00	\$ 820		
Dorm	13	ea	\$ 103.00	\$ 1,339		
Dorn	42	ea	\$ 103.00	\$ 4,326		
Supply	10	ea	\$ 105.00	\$ 1,050		
Supply Small	14	ea	\$ 88.00	\$ 1,232		
Exhaust Small	20	ea	\$ 72.00	\$ 1,440		
Transfer Duct	4	ea	\$ 210.00	\$ 840		
			Subtotal		\$ 154,081	
Piping and Labor						
CW/HW Piping and Insulation	104,630	sf	\$ 9.00	\$ 941,670		
Heat Exchanger Equipment Connections	1	ea	\$ 3,500.00	\$ 3,500		
FCU Equipment Connections	221	ea	\$ 125.00	\$ 27,625		
OAHU's FCU Equipment Connections	4	ea	\$ 4,100.00	\$ 16,400		
Pump Equipment Connections	3	ea	\$ 5,800.00	\$ 17,400		
Water Specialties	1	ls	\$ 6,000.00	\$ 6,000		
Valves/Accessories	1	ls	\$ 3,000.00	\$ 3,000		
			Subtotal		\$ 1,015,595	
Controls/Test and Balance Coordination						
Controls	104,630	sf	\$ 7.50	\$ 784,725		

Texas State University  
 Hilltop Housing Project  
 50% DD Estimate  
 March 26, 2019 FINAL RECONCILE

	NORTH	SOUTH	TOTAL
Level Bsmt	3,650	2,600	
Level 1	16,750	16,200	
Level 2 Podium	-	17,080	
Levels 2-6	83,750	-	
Levels 3-6	-	68,320	
Level PH	600	430	
	104,750	104,630	209,380

ESTIMATE DETAIL - SOUTH TOWER

DESCRIPTION	QTY	UNIT	UNIT COST	EXTENSION	SUBTOTAL	TOTAL
Hoist and Haul	1	ls	\$ 12,500.00	\$ 12,500		
Startup	1	ls	\$ 10,400.00	\$ 10,400		
BIM Coordination	1	ls	\$ 40,000.00	\$ 40,000		
HVAC Overhead and Supervision	1	ls	\$ 250,000	\$ 250,000		
Test and Balance	1	ls	\$ 81,837	\$ 81,837		
Test and Balance - Coordination	1	ls	\$ 10,000.00	\$ 10,000		
Subtotal					\$ 1,189,462	
TOTAL DIVISION 23						\$ 4,806,789

DIVISION 26 - ELECTRICAL

Primary

Switch/Transformer 1 ea \$ 75,000.00 \$ 75,000

Secondary

SMSB - 3000A 120/208V Switchboard

Main Breaker - 5000A 1 ea \$ 40,000.00 \$ 40,000

Secondary Breaker - 1200AT 4 ea \$ 20,000.00 \$ 80,000

Secondary Breaker - 800AT 4 ea \$ 9,000.00 \$ 36,000

Cubical/Metering 1 ea \$ 25,000.00 \$ 25,000

Distribution Panelboards

Panelboard - 400A MLO 2 ea \$ 7,500.00 \$ 15,000

Panelboard - 800A MLO 1 ea \$ 12,000.00 \$ 12,000

Panelboard - 1000A MLO 1 ea \$ 25,000.00 \$ 25,000

Panelboard - 1200A MLO 2 ea \$ 40,000.00 \$ 80,000

Panelboard

Panelboard - 120/208V 6 ea \$ 3,750.00 \$ 22,500

Panelboard 125A MLO 30 Circuit 22 ea \$ 3,800.00 \$ 83,600

Panelboard 225A MLO 42 Circuit 13 ea \$ 5,000.00 \$ 65,000

Panelboard 225A MLO 84 Circuit 13 ea \$ 6,500.00 \$ 84,500

Motor Connections

Fire Damper Connections 221 ea \$ 375.00 \$ 82,875

Smoke Control Connections 1 ls \$ 5,000.00 \$ 5,000

Motor Connections 104,630 sf \$ 0.60 \$ 62,778

Subtotal \$ 794,253

Devices

GFI Duplex 18 ea \$ 108.00 \$ 1,944

Duplex 188 ea \$ 105.00 \$ 19,688

Fourplex 445 ea \$ 115.00 \$ 51,175

J Box 2 ea \$ 65.00 \$ 130

Duplex 1 ea \$ 105.00 \$ 105

GFI Duplex 66 ea \$ 108.00 \$ 7,128

Texas State University  
 Hilltop Housing Project  
 50% DD Estimate  
 March 26, 2019 FINAL RECONCILE

	NORTH	SOUTH	TOTAL
Level Bsmt	3,650	2,600	
Level 1	16,750	16,200	
Level 2 Podium	-	17,080	
Levels 2-6	83,750	-	
Levels 3-6	-	68,320	
Level PH	600	430	
	104,750	104,630	209,380

ESTIMATE DETAIL - SOUTH TOWER

DESCRIPTION	QTY	UNIT	UNIT COST	EXTENSION	SUBTOTAL	TOTAL
Floor Box	1	ea	\$ 265.00	\$ 265		
Special Plug Single	2	ea	\$ 185.00	\$ 370		
208V NEMA-30R Receptacle	7	ea	\$ 210.00	\$ 1,470		
Poke Thru	8	ea	\$ 265.00	\$ 2,120		
GFI Duplex	21	ea	\$ 108.00	\$ 2,268		
Duplex	196	ea	\$ 105.00	\$ 20,580		
Fourplex	453	ea	\$ 115.00	\$ 52,038		
J Box	2	ea	\$ 65.00	\$ 130		
Duplex	27	ea	\$ 105.00	\$ 2,783		
GFI Duplex	50	ea	\$ 108.00	\$ 5,400		
Floor Box	1	ea	\$ 265.00	\$ 265		
Special Plug Single	1	ea	\$ 185.00	\$ 185		
208V NEMA-30R Receptacle	7	ea	\$ 210.00	\$ 1,470		
Floor Poke Thru	9	ea	\$ 265.00	\$ 2,385		
Special Plug Single 50A	3	ea	\$ 185.00	\$ 555		
			Subtotal		\$ 172,453	
Distribution - Conduit/Wire/Devices						
Feeders/Motor and Equipment	104,630	sf	\$ 2.50	\$ 261,575		
Lighting Branch - Conduit/Wire	104,630	sf	\$ 3.00	\$ 313,890		
Power Branch - Conduit/Wire	40,000	lf	\$ 9.50	\$ 380,000		
			Subtotal		\$ 955,465	
Building Lighting						
Lighting Fixtures	104,630	sf	\$ 7.00	\$ 732,410		
Building Lighting Control	104,630	sf	\$ 1.55	\$ 162,177		
			Subtotal		\$ 894,587	
Audio Visual						
Rough-In	104,630	sf	\$ 0.20	\$ 20,926		
Communications Rough-In	104,630	sf	\$ 1.00	\$ 104,630		
			Subtotal		\$ 125,556	
Lightning Protection and Grounding						
Lightning Protection	104,630	sf	\$ 1.20	\$ 125,556		
Grounding	104,630	sf	\$ 0.30	\$ 31,389		
			Subtotal		\$ 156,945	
Fire Alarm						
Fire Alarm Rough-In	104,630	sf	\$ 1.00	\$ 104,630		
			Subtotal		\$ 104,630	
Temporary Electrical						
BIM Coordination	104,630	sf	\$ 0.33	\$ 34,528		
Temporary	104,630	sf	\$ 0.80	\$ 83,704		
Hoisting and Tower Crane Power	1	ls	\$ 27,000.00	\$ 27,000		
			Subtotal		\$ 145,232	

Texas State University  
 Hilltop Housing Project  
 50% DD Estimate  
 March 26, 2019 FINAL RECONCILE

	NORTH	SOUTH	TOTAL
Level Bsmt	3,650	2,600	
Level 1	16,750	16,200	
Level 2 Podium	-	17,080	
Levels 2-6	83,750	-	
Levels 3-6	-	68,320	
Level PH	600	430	
	104,750	104,630	209,380

ESTIMATE DETAIL - SOUTH TOWER

DESCRIPTION	QTY	UNIT	UNIT COST	EXTENSION	SUBTOTAL	TOTAL
Site Power Distribution						
Site Electrical Ductbank (from north)	100	lf	\$ 300.00	\$ 30,000		
Trenching and Backfill	100	lf	\$ 40.00	\$ 4,000		
			Subtotal		\$ 34,000	
Site Communications						
Site Telecom Ductbank (from north)	100	lf	\$ 200.00	\$ 20,000		
Trenching and Backfill	100	lf	\$ 40.00	\$ 4,000		
			Subtotal		\$ 24,000	
			TOTAL DIVISION 26			\$ 3,407,120
DIVISION 27 - COMMUNICATIONS						
Data Rough-In						
Sleeves	1	allow	\$ 3,500.00	\$ 3,500		
Telecom Rooms	7	ea	\$ 8,500.00	\$ 59,500		
Communications						
2D	15	ea	\$ 480	\$ 7,200		
1D	390	ea	\$ 250	\$ 97,500		
WAP 2D	60	ea	\$ 750	\$ 45,000		
2D	23	ea	\$ 480	\$ 11,040		
FB 2D	2	ea	\$ 750	\$ 1,500		
1D	33	ea	\$ 250	\$ 8,250		
WAP 2D	18	ea	\$ 750	\$ 13,500		
Conduit/Cable/Tray/Equipment	1	ls	\$ 105,000	\$ 105,000		
			Subtotal		\$ 351,990	
			TOTAL DIVISION 27			\$ 351,990
DIVISION 28 - SECURITY						
Fire Alarm						
Fire Alarm Devices	104,630	sf	\$ 3.00	\$ 313,890		
			Subtotal		\$ 313,890	
Security Equipment						
CR Card Reader	5	ea	\$ 3,500	\$ 17,500		
DC Door Contact	2	ea	\$ 1,250	\$ 2,500		
PD Pedestal Entry CR/Remote Intercom	2	ea	\$ 4,100	\$ 8,200		
Cam Camera	7	ea	\$ 1,200	\$ 8,400		
CR Card Reader	1	ea	\$ 3,500	\$ 3,500		
Conduit/Cable/Equipment	1	ls	\$ 125,000	\$ 125,000		
			Subtotal		\$ 165,100	
			TOTAL DIVISION 28			\$ 478,990

Texas State University  
 Hilltop Housing Project  
 50% DD Estimate  
 March 26, 2019 FINAL RECONCILE

	NORTH	SOUTH	TOTAL
Level Bsmt	3,650	2,600	
Level 1	16,750	16,200	
Level 2 Podium	-	17,080	
Levels 2-6	83,750	-	
Levels 3-6	-	68,320	
Level PH	600	430	
	104,750	104,630	209,380

ESTIMATE DETAIL - SOUTH TOWER

DESCRIPTION	QTY	UNIT	UNIT COST	EXTENSION	SUBTOTAL	TOTAL
DIVISION 31 - EARTHWORK						
Earthwork						
Temporary Soil Retention System	1,464	sf	\$ 45.00	\$ -	NOT REQUIRED	
Building Excavation - 3'	2,070	cy	\$ 12.00	\$ 24,840		
Excavate Basements	963	cy	\$ 15.00	\$ 14,444		
Select Fill - 3'	2,484	cy	\$ 18.00	\$ 44,712		
Dewatering	1	ls	\$ 15,000.00	\$ 15,000		
Haul Spoils	2,277	cy	\$ 14.00	\$ 31,878		
				Subtotal	\$ 130,874	
Soil Treatment						
Termite Treatment	16,200	sf	\$ 0.35	\$ 5,670		
				Subtotal	\$ 5,670	
				TOTAL DIVISION 31		\$ 136,544
				SUB TOTAL CONSTRUCTION		\$ 26,901,529
				SEE SUMMARY FOR MARKUPS		

Texas State University  
Hilltop Housing Project  
50% DD Estimate  
March 26, 2019 FINAL RECONCILE

	NORTH	SOUTH	TOTAL
Level Bsmt	3,650	2,600	
Level 1	16,750	16,200	
Level 2 Podium	-	17,080	
Levels 2-6	83,750	-	
Levels 3-6	-	68,320	
Level PH	600	430	
	104,750	104,630	209,380

ESTIMATE DETAIL - SITE

DESCRIPTION	QTY	UNIT	UNIT COST	EXTENSION	SUBTOTAL	TOTAL
<b>DIVISION 01 - GENERAL REQUIREMENTS</b>						
Temporary Fencing	500	lf	\$ 5.00	\$ 2,500		
Traffic Control	1	ls	\$ 20,000.00	\$ 20,000		
Temporary Road	30,000	sf	\$ 2.50	\$ 75,000		
					\$ 97,500	
						\$ 97,500
<b>DIVISION 03 - CONCRETE</b>						
P1 - Concrete Paving	13,527	sf	\$ 5.50	\$ 74,399		
Curb and Gutter	1,890	lf	\$ 14.00	\$ 26,460		
Concrete Steps	92	sf	\$ 18.00	\$ 1,656		
HC Ramp	295	sf	\$ 20.00	\$ 5,900		
Retaining Wall 7.5' (Limestone Block Wall)	154	lf	\$ 850.00	\$ 130,900		
Retaining Wall 4' (Limestone Block Wall)	113	lf	\$ 500.00	\$ 56,500		
Retaining Wall 2.5' (Limestone Block Wall)	97	lf	\$ 350.00	\$ 33,950		
Retaining Wall 2' (Limestone Block Wall)	80	lf	\$ 250.00	\$ 20,000		
Retaining Wall 10'	47	lf	\$ 830.00	\$ 39,010		
Retaining Wall 5'	376	lf	\$ 450.00	\$ 169,200		
Retaining Wall Footings	867	lf	\$ 105.00	\$ 91,035		
Outdoor Equipment Pads	403	sf	\$ 12.00	\$ 4,836		
					\$ 653,846	
						\$ 653,846
<b>DIVISION 04 - MASONRY</b>						
W2 - Limestone Block Seat Wall (Benches)	124	lf	\$ 525.00	\$ 65,100		
W3 - Masonry BBQ Counter	10	lf	\$ 500.00	\$ 5,000		
Retaining Wall Cast Stone Cap	100	lf	\$ 30.00	\$ 3,000		
					\$ 73,100	
						\$ 73,100
<b>DIVISION 05 - STEEL</b>						
Bollards	15	ea	\$ 250.00	\$ 3,750		
Step and Ramp Rails	229	lf	\$ 225.00	\$ 51,525		
					\$ 55,275	
						\$ 55,275
<b>DIVISION 07 - WATERPROOFING / JOINT SEALANTS</b>						
Waterproofing	1,300	sf	\$ 4.00	\$ 5,200		
Joint Sealants	1	ls	\$ 2,000.00	\$ 2,000		
					\$ 7,200	
						\$ 7,200
<b>DIVISION 09 - PAINTING</b>						

Texas State University  
Hilltop Housing Project  
50% DD Estimate  
March 26, 2019 FINAL RECONCILE

	NORTH	SOUTH	TOTAL
<i>Level Bsmt</i>	3,650	2,600	
<i>Level 1</i>	16,750	16,200	
<i>Level 2 Podium</i>	-	17,080	
<i>Levels 2-6</i>	83,750	-	
<i>Levels 3-6</i>	-	68,320	
<i>Level PH</i>	600	430	
	104,750	104,630	209,380

ESTIMATE DETAIL - SITE

DESCRIPTION	QTY	UNIT	UNIT COST	EXTENSION	SUBTOTAL	TOTAL
Paint Handrails	229	lf	\$ 12.00	\$ 2,748		
			Subtotal		\$ 2,748	
			TOTAL DIVISION 09			\$ 2,748
DIVISION 10 - CANOPIES						
S1 - Shade Canopy	722	sf	\$ 100.00	\$ 72,200		
			Subtotal		\$ 72,200	
			TOTAL DIVISION 10			\$ 72,200
DIVISION 23 - HVAC						
Site Steam & CR Thermal Utility						
CHWS/R Piping	985	lf	\$ 300.00	\$ 295,500		
Chilled Water between Buildings	130	lf	\$ 250.00	\$ 32,500		
Trench/Backfill	985	lf	\$ 40.00	\$ 39,400		
Connect Steam and Condensate to Existing	2	ea	\$ 4,500.00	\$ 9,000		
Site Steam Supply Line	570	lf	\$ 85.00	\$ 48,450		
Site Steam CR Line	570	lf	\$ 40.00	\$ 22,800		
Site HWS/R Piping (between bldgs)	80	lf	\$ 130.00	\$ 10,400		
Trench/Backfill	650	lf	\$ 40.00	\$ 26,000		
			Subtotal		\$ 484,050	
Site CHWS/R Thermal Utility						
Site CHWS/R Lines -18"	990	lf	\$ 300.00	\$ 297,000		
Connect CHWS/R to Existing	1	ea	\$ 15,000.00	\$ 15,000		
Fittings	1	ls	\$ 33,660.00	\$ 33,660		
Trenching and Backfill	990	lf	\$ 50.00	\$ 49,500		
			Subtotal		\$ 395,160	
			TOTAL DIVISION 23			\$ 879,210
DIVISION 26 - ELECTRICAL						
Site Power Distribution						
Site Electrical Ductbank	500	lf	\$ 450.00	\$ 225,000		
Site Electrical - Electrical Vault	1	ea	\$ 15,000	\$ 15,000		
Connect Elec Ductbank to Existing 10x10 Manhole			<i>see BP 1</i>			
Site Lighting	1	ls	\$ 120,000	\$ 120,000		
Trenching and Backfill	500	lf	\$ 40.00	\$ 20,000		
			Subtotal		\$ 380,000	
Site Communications						
Site Telecom Ductbank	350	lf	\$ 250.00	\$ 87,500		
New 36" Dia Precast Comm Manhole	2	ea	\$ 7,500.00	\$ 15,000		
Connect Telecom Ductbank to Existing MH BP-1	1	ea	\$ 4,500.00	\$ 4,500		

Texas State University  
Hilltop Housing Project  
50% DD Estimate  
March 26, 2019 FINAL RECONCILE

	NORTH	SOUTH	TOTAL
Level Bsmt	3,650	2,600	
Level 1	16,750	16,200	
Level 2 Podium	-	17,080	
Levels 2-6	83,750	-	
Levels 3-6	-	68,320	
Level PH	600	430	
	104,750	104,630	209,380

ESTIMATE DETAIL - SITE

DESCRIPTION	QTY	UNIT	UNIT COST	EXTENSION	SUBTOTAL	TOTAL
Trenching and Backfill	350	lf	\$ 40.00	\$ 14,000		
			Subtotal		\$ 121,000	
			TOTAL DIVISION 26			\$ 501,000

DIVISION 31 - EARTHWORK

Demolition

Asphalt Demolition	57,998	sf	\$ 1.25	\$ 72,498		
Sidewalk Demolition	3,604	sf	\$ 1.50	\$ 5,406		
Haul Debris	30	pulls	\$ 700.00	\$ 21,000		

Earthwork

Site Clear and Prep Following Demo	90,000	sf	\$ 1.00	\$ 90,000		
Fine Grade Paving and Walk Areas	51,262	sf	\$ 1.25	\$ 64,078		
			Subtotal		\$ 252,981	

SWPPP

SWPPP	1	ls	\$ 20,000.00	\$ 20,000		
			Subtotal		\$ 20,000	

TOTAL DIVISION 31 \$ 272,981

DIVISION 32 - EXTERIOR IMPROVEMENTS

Pavements / Hard Scapes

Asphalt Paving	19,039	sf	\$ 6.00	\$ 114,234		
P2 - Pavers over Crushed Stone / Sand Leveling Base	4,176	sf	\$ 12.00	\$ 50,112		
P2 - Concrete Perimeter Curb at Pavers	1,145	lf	\$ 8.00	\$ 9,160		
P3 - Gravel Maintenance Band	3,427	sf	\$ 4.00	\$ 13,708		
P3 - Gravel Maintenance Band - 2' Width	730	lf	\$ 8.00	\$ 5,840		
P3 - Gravel Maintenance Band - 3.5' Width	146	lf	\$ 14.00	\$ 2,044		
P4 - Decomposed Granite	1,075	sf	\$ 3.50	\$ 3,763		
P5 - Gravel Pave Service Drive	8,047	sf	\$ 6.00	\$ 48,282		
Table and Chair Sets	22	ea	\$ 500.00	\$ 11,000		
Trash / Recycle (set)	3	ea	\$ 550.00	\$ 1,650		
Bike Racks	31	ea	\$ 2,500.00	\$ 77,500		
HC Parking Spaces (Signage / Logo / Wheel Stop)	6	ea	\$ 375.00	\$ 2,250		
Equipment Yard Fencing	224	lf	\$ 35.00	\$ 7,840		
Equipment Yard Gates	5	ea	\$ 1,500.00	\$ 7,500		
			Subtotal		\$ 354,883	

Landscaping & Irrigation

Open Lawn	30,766	sf	\$ 0.75	\$ 23,075		
Planting Areas	10,750	sf	\$ 8.00	\$ 86,000		
Trees	50	ea	\$ 2,500.00	\$ 125,000		
Ornamental Trees	10	ea	\$ 1,800.00	\$ 18,000		
Smaller Tree	20	ea	\$ 1,000.00	\$ 20,000		
Planting Area Shrubs	10,750	ea	\$ 12.00	\$ 129,000		
Irrigation	10,750	sf	\$ 3.00	\$ 32,250		



Texas State University  
Hilltop Housing Project  
50% DD Estimate  
March 26, 2019 FINAL RECONCILE

	NORTH	SOUTH	TOTAL
Level Bsmt	3,650	2,600	
Level 1	16,750	16,200	
Level 2 Podium	-	17,080	
Levels 2-6	83,750	-	
Levels 3-6	-	68,320	
Level PH	600	430	
	104,750	104,630	209,380

ESTIMATE DETAIL - SITE

DESCRIPTION	QTY	UNIT	UNIT COST	EXTENSION	SUBTOTAL	TOTAL
					Subtotal	\$ 433,325
					TOTAL DIVISION 32	\$ 788,207

DIVISION 33 - SITE UTILITIES

Site Storm Drainage

Hydro Excavation Allowance	1	ls	\$ 100,000.00	\$ 100,000		
Storm - 8" Line	150	lf	\$ 65.00	\$ 9,750		
Storm - 12" Line	1,600	lf	\$ 80.00	\$ 128,000		
Storm - Catch Basin	3	ea	\$ 850.00	\$ 2,550		
Storm - Curb Inlet	1	ea	\$ 2,500.00	\$ 2,500		
Storm - Manhole	1	ea	\$ 4,000.00	\$ 4,000		
Tie to Existing	1	ea	\$ 750.00	\$ 750		
Trenching and Backfill	1,750	lf	\$ 35.00	\$ 61,250		
					Subtotal	\$ 308,800

Site Fire / Domestic Water

Water - 6" DI Line	20	lf	\$ 45.00	\$ 900		
Water - 10" DI Line	943	lf	\$ 110.00	\$ 103,730		
Water - Connect to Existing	3	ea	\$ 1,500.00	\$ 4,500		
Water - 10x2 Reducer	1	ea	\$ 900.00	\$ 900		
Water - 10" GV	2	ea	\$ 1,600.00	\$ 3,200		
Water - 6" GV	3	ea	\$ 850.00	\$ 2,550		
Water - 2" GV	1	ea	\$ 500.00	\$ 500		
Water - Fire Hydrant	2	ea	\$ 3,500.00	\$ 7,000		
Trenching/Backfill	963	lf	\$ 35.00	\$ 33,705		
					Subtotal	\$ 156,985

Site Sanitary

Sanitary - 6" SDR 26 Line	852	lf	\$ 75.00	\$ 63,900		
Sanitary - 8x6 WYE	1	ea	\$ 1,200.00	\$ 1,200		
Sanitary - Connect to Existing	1	ea	\$ 1,500.00	\$ 1,500		
Sanitary - Cleanout	11	ea	\$ 350.00	\$ 3,850		
Sanitary - Manhole	2	ea	\$ 5,500.00	\$ 11,000		
Trenching/Backfill	852	lf	\$ 35.00	\$ 29,820		
					Subtotal	\$ 111,270

Gas

Site Gas Line	600	lf	\$ 60.00	\$ 36,000		
Site Gas Connect to Existing 6"	1	ea	\$ 3,000.00	\$ 3,000		
Trenching/Backfill	600	lf	\$ 35.00	\$ 21,000		
					Subtotal	\$ 60,000

TOTAL DIVISION 33 \$ 637,055

SUB TOTAL CONSTRUCTION \$ 4,040,322

SEE SUMMARY FOR MARKUPS

Phase: Design Development  
 Date: 03.25.2019

Prepared By:  
 Vaughn Construction  
 Tom Thibeaux

<hr/>		
<i>Total Cost of Work - See Attached Detail</i>		<b>\$56,811,356</b>
<i>Escalation - 2 Years</i>		<b>\$3,992,707</b>
<i>Design Contingency</i>	<b>1.99%</b>	<b>\$1,128,858</b>
<i>General Conditions</i>	<b>6.03%</b>	<b>\$4,236,377</b>
<i>Umbrella and GL</i>		<i>Incl. in GCs</i>
<i>Builder's Risk Insurance</i>		<i>Incl. in GCs</i>
<i>Special Insurance</i>		<i>Not Included</i>
<i>GC Bond</i>		<i>Incl. in GCs</i>
<hr/>		
<i>Total General Conditions Cost</i>		<b>\$4,236,377</b>
<i>CM Contingency</i>	<b>3.00%</b>	<b>\$1,985,079</b>
<i>Construction Phase Fee</i>	<b>2.99%</b>	<b>\$2,100,625</b>
<i>Owner's Special Cash Allowance</i>		<b>\$0</b>
<i>Owner's Construction Contingency</i>	<b>0.00%</b>	<b>\$0</b>
<hr/>		
<b>TOTAL</b>		<b>\$70,255,000 *</b>

\* Please see attached clarifications, qualifications, and exclusions to the Estimate.

**TxSt- Hilltop Housing Complex**  
**Client Project No. 18-09079 / Vaughn Project No. 2647-00**  
**ESTIMATE SUMMARY & DETAIL**



Description	Quantity	UM	Unit Cost	TotalCost	\$/SF
<b>GENERAL REQUIREMENTS</b>					
01.01 - GENERAL WORKS				340,442	
01.84 - MOCKUPS				54,559	
* Total GENERAL REQUIREMENTS				395,001	
<b>SITE</b>					
01.01 - GENERAL WORKS				4,295	
01.97 - TEMP ROAD				102,839	
03.00 - CONCRETE TURNKEY				726,480	
04.01 - MASONRY				141,081	
05.00 - STRUCTURAL STEEL TURNKEY				153,790	
07.01 - WATERPROOF / DAMPPROOF / JOINT SE				8,270	
09.12 - PAINTING				2,025	
10.11 - COVERS AND AWNINGS				37,500	
23.01 - HVAC				586,460	
26.01 - ELECTRICAL				528,215	
27.01 - TELECOM/DATA					
28.01 - SECURITY				17,560	
31.01 - EARTHWORK				282,955	
31.04 - SWPPP				51,817	
32.01 - ASPHALT				64,159	
32.04 - UNIT PAVERS				103,000	
32.11 - SITE FURNISHINGS				106,385	
32.13 - LANDSCAPE & IRRIGATION				525,305	
32.14 - STRIPING & SIGNS				17,020	
33.01 - SITE UTILITIES				592,359	
* Total SITE				4,051,515	
<b>NORTH BUILDING</b>					
01.01 - GENERAL WORKS				817,357	7.99
01.70 - LIFTING AND HOISTING				924,154	9.03
03.00 - CONCRETE TURNKEY				3,230,890	31.58
04.01 - MASONRY				251,295	2.46
05.00 - STRUCTURAL STEEL TURNKEY				807,948	7.90
06.02 - ARCHITECTURAL WOODWORK/MILLWORK/T				494,598	4.83
07.01 - WATERPROOF / DAMPPROOF / JOINT SE				394,536	3.86
07.02 - INSULATION				178,205	1.74
07.03 - ROOFING				393,882	3.85
07.08 - FIREPROOFING				53,151	0.52
07.10 - FIRECAULKING				137,692	1.35
08.01 - HOLLOW METAL				75,218	0.74
08.06 - WOOD DOORS				101,400	0.99
08.07 - PREASSEMBLED DOOR UNITS				1,530	0.01
08.08 - ACCESS DOORS				27,500	0.27
08.28 - GLASS & GLAZING				507,735	4.96
08.34 - FINISH HARDWARE				216,130	2.11
08.38 - DOOR & HARDWARE INSTALLATION				93,282	0.91
09.01 - PLASTER				951,835	9.30
09.02 - DRYWALL				2,363,535	23.10
09.03 - TILE				141,407	1.38
09.07 - CARPET, VINYL FLOORING, & BASE				49,471	0.48
09.10 - EPOXY FLOORING				139,885	1.37
09.12 - PAINTING				607,438	5.94
09.16 - POLISHED CONCRETE				9,324	0.09
10.01 - VISUAL DISPLAY BOARDS				66,645	0.65
10.03 - TOILET COMPARTMENTS				175,686	1.72
10.05 - WALL PROTECTION				23,837	0.23
10.08 - SIGNAGE				66,575	0.65
10.10 - FIRE PROTECTION SPECIALTIES				10,090	0.10
10.16 - STORAGE SHELVEING				2,890	0.03
10.17 - TOILET ACCESSORIES				57,664	0.56
11.08 - RESIDENTIAL APPLIANCES				13,665	0.13
12.04 - FLOOR MATS AND FRAMES				475	
12.05 - BLINDS AND SHADES				25,746	0.25
14.01 - ELEVATORS				362,500	3.54
21.01 - FIRE PROTECTION				359,810	3.52
22.01 - PLUMBING				2,758,228	26.96
23.01 - HVAC				5,162,187	50.45
26.01 - ELECTRICAL				3,521,034	34.41
26.03 - FIRE ALARM				332,543	3.25
27.01 - TELECOM/DATA				368,639	3.60
27.02 - AUDIO VISUAL				2,620	0.03
28.01 - SECURITY				102,850	1.01
31.01 - EARTHWORK				71,867	0.70
* Total NORTH BUILDING	102,321.00	SF	258.55	26,454,949	258.55
<b>SOUTH BUILDING</b>					
01.01 - GENERAL WORKS				516,652	4.92
01.70 - LIFTING AND HOISTING				876,160	8.35
03.00 - CONCRETE TURNKEY				1,977,887	18.85
04.01 - MASONRY				567,656	5.41
05.00 - STRUCTURAL STEEL TURNKEY				920,932	8.78

**TxSt- Hilltop Housing Complex**  
**Client Project No. 18-09079 / Vaughn Project No. 2647-00**  
**ESTIMATE SUMMARY & DETAIL**



Description	Quantity	UM	Unit Cost	TotalCost	\$/SF
06.02 - ARCHITECTURAL WOODWORK/MILLWORK/T				517,683	4.93
07.01 - WATERPROOF / DAMPPROOF / JOINT SE				472,381	4.50
07.02 - INSULATION				180,492	1.72
07.03 - ROOFING				405,118	3.86
07.08 - FIREPROOFING				25,089	0.24
07.10 - FIRECAULKING				161,179	1.54
08.01 - HOLLOW METAL				88,912	0.85
08.06 - WOOD DOORS				100,800	0.96
08.07 - PREASSEMBLED DOOR UNITS				1,490	0.01
08.08 - ACCESS DOORS				26,750	0.25
08.28 - GLASS & GLAZING				652,382	6.22
08.34 - FINISH HARDWARE				275,560	2.63
08.38 - DOOR & HARDWARE INSTALLATION				118,943	1.13
09.01 - PLASTER				964,373	9.19
09.02 - DRYWALL				3,562,687	33.96
09.03 - TILE				155,521	1.48
09.07 - CARPET, VINYL FLOORING, & BASE				61,452	0.59
09.10 - EPOXY FLOORING				133,297	1.27
09.12 - PAINTING				593,736	5.66
09.16 - POLISHED CONCRETE				17,550	0.17
10.01 - VISUAL DISPLAY BOARDS				41,759	0.40
10.02 - PROJECTION SCREENS				2,658	0.03
10.03 - TOILET COMPARTMENTS				167,700	1.60
10.05 - WALL PROTECTION				31,232	0.30
10.08 - SIGNAGE				64,414	0.61
10.10 - FIRE PROTECTION SPECIALTIES				10,090	0.10
10.12 - POSTAL SPECIALTIES				27,612	0.26
10.16 - STORAGE SHELVING				2,890	0.03
10.17 - TOILET ACCESSORIES				58,701	0.56
11.08 - RESIDENTIAL APPLIANCES				16,493	0.16
12.04 - FLOOR MATS AND FRAMES				950	0.01
12.05 - BLINDS AND SHADES				26,940	0.26
14.01 - ELEVATORS				355,500	3.39
21.01 - FIRE PROTECTION				337,397	3.22
22.01 - PLUMBING				2,607,390	24.85
23.01 - HVAC				4,655,530	44.37
26.01 - ELECTRICAL				3,183,245	30.34
26.03 - FIRE ALARM				340,987	3.25
27.01 - TELECOM/DATA				368,191	3.51
27.02 - AUDIO VISUAL				1,215	0.01
28.01 - SECURITY				102,850	0.98
31.01 - EARTHWORK				131,465	1.25
* Total SOUTH BUILDING	104,919.00	SF	246.95	25,909,892	246.95
Total Gross Cost				56,811,356	

**TxSt- Hilltop Housing Complex**  
**Client Project No. 18-09079 / Vaughn Project No. 2647-00**  
**ESTIMATE SUMMARY & DETAIL**



**Site**

Description	Quantity	UM	Unit Cost	TotalCost	\$/SF
<b>GENERAL REQUIREMENTS</b>					
<b>01.01 - GENERAL WORKS</b>					
<b>Project Signage</b>					
VAUGHN SIGNAGE - EXTERNAL DIRECTIONAL AND SAFETY	15.00	EA	586.44	8,797	
VAUGHN SIGNAGE - INTERIOR WAYFINDING SIGNS	60.00	EA	130.00	7,800	
<b>*** Total Project Signage</b>				<b>16,597</b>	
<b>Safety</b>					
MISC. SAFETY EQUIPMENT	98.00	WK	200.00	19,600	
SAFETY MAINTENANCE	98.00	WK	449.92	44,093	
<b>*** Total Safety</b>				<b>63,693</b>	
<b>Chain Link Fencing</b>					
CHAIN LINK FENCE - 6' WITH WIND SCREEN	1,400.00	LF	5.20	7,280	
RELOCATE CHAIN LINK FENCING FOR PHASING	750.00	LF	1.30	975	
MAINTAIN CHAIN LINK FENCE	23.00	MO	175.12	4,028	
GATE - 3' WIDE	4.00	EA	287.09	1,148	
GATE - 20' WIDE	2.00	EA	2,504.62	5,009	
<b>*** Total Chain Link Fencing</b>				<b>18,440</b>	
<b>Other Traffic Control Devices</b>					
TRAFFIC CONTROL - GATEMAN - 3 EA.	315.00	WK	767.34	241,712	
<b>*** Total Other Traffic Control Devices</b>				<b>241,712</b>	
<b>** Total 01.01 - GENERAL WORKS</b>				<b>340,442</b>	
<b>01.84 - MOCKUPS</b>					
<b>Exterior Wall Mockups</b>					
FOUNDATION	200.00	SF	25.00	5,000	
STRUCTURAL STEEL FRAMEWORK	4.00	TONS	4,000.00	16,000	
MASONRY	200.00	SF	50.00	10,000	
PLASTER	100.00	SF	18.00	1,800	
GLASS	100.00	SF	100.00	10,000	
WATERPROOFING	200.00	SF	5.00	1,000	
INSULATION	200.00	SF	3.00	600	
FLASHING	60.00	LF	10.00	600	
SEALANTS	60.00	LF	4.00	240	
BRICK LINTELS	20.00	LF	30.00	600	
STUD FRAMING/SHEATHING	200.00	SF	7.50	1,500	
SOFFITS	100.00	SF	50.00	5,000	
REMOVE & HAUL MOCK UP	200.00	SF	11.10	2,219	
<b>*** Total Exterior Wall Mockups</b>				<b>54,559</b>	
<b>** Total 01.84 - MOCKUPS</b>				<b>54,559</b>	
<b>* Total GENERAL REQUIREMENTS</b>				<b>395,001</b>	

**TxSt- Hilltop Housing Complex**  
**Client Project No. 18-09079 / Vaughn Project No. 2647-00**  
**ESTIMATE SUMMARY & DETAIL**



**Site**

Description	Quantity	UM	Unit Cost	TotalCost	\$/SF
<b>SITE</b>					
<b>01.01 - GENERAL WORKS</b>					
<b>Other Temporary Fencing</b>					
TREE PROTECTION - CHAIN LINK	500.00	LF	5.00	2,500	
TREE PROTECTION - WOOD PLANKS	15.00	EA	119.65	1,795	
*** Total Other Temporary Fencing				4,295	
** Total 01.01 - GENERAL WORKS				4,295	
<b>01.97 - TEMP ROAD</b>					
<b>Barriers</b>					
CONCRETE BARRIER PURCHASE - 12' LONG	50.00	EA	454.65	22,733	
BARRELS	80.00	EA/MO	25.98	2,078	
*** Total Barriers				24,811	
<b>Base Materials</b>					
LIMESTONE BASE - TEMP. ROAD	780.00	TON	25.42	19,828	
*** Total Base Materials				19,828	
<b>Asphalt Paving</b>					
PRIME BASE - TEMP. ROAD	30,000.00	SF	0.09	2,700	
ASPHALT PAVING - 1.5" TYPE D - TEMP ROAD	30,000.00	SF	1.85	55,500	
*** Total Asphalt Paving				58,200	
** Total 01.97 - TEMP ROAD				102,839	
<b>03.00 - CONCRETE TURNKEY</b>					
<b>Site Concrete</b>					
STRIP FOOTINGS 3'-0" x 1'-6" @ LANDSCAPE BLOCK WALLS*	860.00	LF	98.00	84,280	
STRIP FOOTINGS 3'-0" x 1'-6" @ SCREEN WALL*	233.00	LF	98.00	22,834	
STRIP FOOTINGS 3'-0" x 1'-6" @ SITE WALLS*	178.00	LF	98.00	17,444	
STRIP FOOTINGS 6'-0" x 2'-0" @ 8' RETAINING WALL	47.00	LF	168.00	7,896	
SITE WALLS - 1' TALL x 8" WIDE - ADA RAMP*	18.00	LF	36.00	648	
SITE WALLS - 2' TALL x 8" WIDE - ADA RAMP*	5.00	LF	54.00	270	
SITE WALLS - 3' TALL x 8" WIDE - ADA RAMP*	21.00	LF	81.00	1,701	
SITE WALLS - 4' TALL x 8" WIDE - ADA RAMP*	30.00	LF	90.00	2,700	
SITE WALLS - 5' TALL x 8" WIDE - ADA RAMP*	35.00	LF	108.00	3,780	
SITE WALLS - 6' TALL x 8" WIDE - ADA RAMP*	10.00	LF	135.00	1,350	
SITE WALLS - 4' TALL x 6" WIDE W/ FOOTING - INCL. EXCAVATION & BACKFILL*	476.00	LF	755.00	359,380	
SITE WALLS - 7' TALL x 10" WIDE - ADA RAMP*	36.00	LF	168.00	6,048	
SITE WALLS - 8' TALL x 10" WIDE - ADA RAMP*	20.00	LF	196.00	3,920	
SITE WALLS - 8' TALL x 10" WIDE @ COURTYARD	47.00	LF	196.00	9,212	
7" PAVING @ FIRETRUCK STAGING LOCATIONS*	2,530.00	SF	7.00	17,710	
7" PAVING @ TRASH COMPACTOR*	395.00	SF	7.00	2,765	
4 1/2" RAMPED SIDEWALKS, TOOLED JTS*	406.00	SF	7.52	3,053	
4 1/2" SIDEWALKS, TOOLED JTS*	9,875.00	SF	7.10	70,113	
TEMP. WALKS FOR BUILDING ACCESS	400.00	SF	5.25	2,100	
TEMP. WALKS FOR SMITH HALL TEMP. ACCESS	400.00	SF	5.25	2,100	
SIDEWALKS BELOW PAVERS* - NONE SHOWN*		SF	6.00		
MACHINED CURB & GUTTER*	1,996.00	LF	20.00	39,920	
CONCRETE EDGING AT PAVERS*	1,218.00	LF	22.00	26,796	
SITE STEPS*	93.00	SF	40.00	3,720	
MOW STRIPS - (2'-0" WIDE)		LF	25.00		
POST PAVERS	36.00	EA	770.00	27,720	

**TxSt- Hilltop Housing Complex**  
**Client Project No. 18-09079 / Vaughn Project No. 2647-00**  
**ESTIMATE SUMMARY & DETAIL**



**Site**

Description	Quantity	UM	Unit Cost	TotalCost	\$/SF
SET/FILL BOLLARDS	15.00	EA	150.00	2,250	
TRANSFORMER PADS (INCLUDES CONTAINMENT)*	244.00	SF	17.50	4,270	
GENERATOR PADS*	1.00	EA	2,500.00	2,500	
<b>*** Total Site Concrete</b>				<b>726,480</b>	
<b>** Total 03.00 - CONCRETE TURNKEY</b>				<b>726,480</b>	
<b>04.01 - MASONRY</b>					
<b>Face Brick</b>					
FACE BRICK - STANDARD	4,668.00	SF	21.84	101,949	
FACE BRICK - STANDARD @ BBQ PIT	43.00	SF	21.84	939	
<b>*** Total Face Brick</b>				<b>102,888</b>	
<b>Concrete Masonry Units (CMU)</b>					
CMU - 8" GROUT FILL @ 16" O.C.	2,334.00	SF	11.00	25,674	
<b>*** Total Concrete Masonry Units (CMU)</b>				<b>25,674</b>	
<b>Cast Stone</b>					
CAST STONE CAP	234.00	LF	53.50	12,519	
<b>*** Total Cast Stone</b>				<b>12,519</b>	
<b>** Total 04.01 - MASONRY</b>				<b>141,081</b>	
<b>05.00 - STRUCTURAL STEEL TURNKEY</b>					
<b>Steel Fabrication Budget</b>					
WALL RAIL - GALVANIZED	102.00	LF	30.00	3,060	
GUARDRAIL - CAMPUS STANDARD	180.00	LF	325.00	58,500	
GUARDRAIL - CAMPUS STANDARD @ COURTYARD	47.00	LF	140.00	6,580	
GUARDRAIL - GALVANIZED @ FIRE LANE RETAINING WALL	476.00	LF	140.00	66,640	
PIPE BOLLARDS	15.00	EA	150.00	2,250	
<b>*** Total Steel Fabrication Budget</b>				<b>137,030</b>	
<b>Steel Erection Budget</b>					
INSTALL WALL RAIL	102.00	EA	66.00	6,732	
INSTALL GUARDRAIL	476.00	LF	13.00	6,188	
INSTALL GUARDRAIL - CAMPUS STANDARD	180.00	LF	13.00	2,340	
INSTALL PIPE BOLLARDS	15.00	EA	100.00	1,500	
<b>*** Total Steel Erection Budget</b>				<b>16,760</b>	
<b>** Total 05.00 - STRUCTURAL STEEL TURNKEY</b>				<b>153,790</b>	
<b>07.01 - WATERPROOF / DAMPPROOF / JOINT SEALANTS</b>					
<b>Fluid Applied Waterproofing</b>					
FLUID APPLIED URETHANE - ON CMU, BEHIND FACEBRICK	1,380.00	SF	4.25	5,865	
<b>*** Total Fluid Applied Waterproofing</b>				<b>5,865</b>	
<b>Site Joint Sealants</b>					
SILICONE JOINT SEALANTS @ EXPANSION JOINT @ PAVING - 3/4"	1,266.00	LF	1.90	2,405	
<b>*** Total Site Joint Sealants</b>				<b>2,405</b>	
<b>** Total 07.01 - WATERPROOF / DAMPPROOF /</b>				<b>8,270</b>	
<b>09.12 - PAINTING</b>					
<b>Paint Steel Members</b>					
PAINT BOLLARDS???	45.00	LF	45.00	2,025	
<b>*** Total Paint Steel Members</b>				<b>2,025</b>	
<b>** Total 09.12 - PAINTING</b>				<b>2,025</b>	
<b>10.11 - COVERS AND AWNINGS</b>					
<b>Canopies - Anodized Aluminum</b>					
CLEAR ANODIZED ALUMINUM CANOPY TRELLIS/SHADE STRUCTURE	500.00	SF	75.00	37,500	
<b>*** Total Canopies - Anodized Aluminum</b>				<b>37,500</b>	
<b>** Total 10.11 - COVERS AND AWNINGS</b>				<b>37,500</b>	

**TxSt- Hilltop Housing Complex**  
**Client Project No. 18-09079 / Vaughn Project No. 2647-00**  
**ESTIMATE SUMMARY & DETAIL**



**Site**

Description	Quantity	UM	Unit Cost	TotalCost	\$/SF
<b>Site HVAC Piping</b>					
PRE-INSULATED HVAC PIPING - 6" - STEAM SUPPLY / RETURN	813.00	LF	225.00	182,925	
PRE-INSULATED HVAC PIPING - 6" - STEAM SUPPLY / RETURN - RE-FEED FOR SMITH HALL	300.00	LF	225.00	67,500	
PRE-INSULATED HVAC PIPING - 6" - HW BETWEEN NORTH & SOUTH	141.00	LF	225.00	31,725	
PRE-INSULATED HVAC PIPING - 8" - CHWS/R BETWEEN NORTH & SOUTH	127.00	LF	250.00	31,750	
PRE-INSULATED HVAC PIPING - 10"	926.00	LF	260.00	240,760	
ISOLATION VALVE - 3" - GATE VALVE, AWWA C504, CLASS 150B, SS VA LVE SHAFT W/ VALVE BOX		EA	1,175.00		
ISOLATION VALVE - 6" - GATE VALVE, AWWA C600, CLASS 150B, SS VA LVE SHAFT W/ VALVE BOX		EA	1,875.00		
ISOLATION VALVE - 8" - GATE VALVE, AWWA C600, CLASS 150B, SS VA LVE SHAFT W/ VALVE BOX		EA	2,950.00		
PRE-INSULATED HVAC PIPING - 12" - CHWS/R		LF	275.00		
PRE-INSULATED HVAC PIPING - 14" - CHWS/R - ALT.		LF	300.00		
VALVE - 6" - 125 LB, FLANGED	2.00	EA	1,875.00	3,750	
VALVE - 8" - 125 LB, FLANGED	2.00	EA	2,950.00	5,900	
VALVE - 10" - 125 LB, FLANGED	2.00	EA	6,575.00	13,150	
HAUL OFF HVAC SPOILS	500.00	CY	18.00	9,000	
<b>*** Total Site HVAC Piping</b>				<b>586,460</b>	
<b>** Total 23.01 - HVAC</b>				<b>586,460</b>	
<b>26.01 - ELECTRICAL</b>					
<b>Electrical Subcontractor</b>					
BOND ON SUB		LS			
<b>*** Total Electrical Subcontractor</b>					
<b>Site Electrical Demo</b>					
DEMO ELECTRICAL LIGHT POLES*** ASSUMPTION - NONE SHOWN IN SD	15.00	EA	250.00	3,750	
<b>*** Total Site Electrical Demo</b>				<b>3,750</b>	
<b>Site Electrical Ductbank</b>					
SITE DUCT BANK FOR TELECOM 2/E6.11 - 17"x17" (4) 4" PVC CONDUITS	286.00	LF	220.00	62,920	
SITE DUCT BANK 1/E6.11 - 17"x25" (6) 5" PVC CONDUITS	466.00	LF	250.00	116,500	
SITE DUCT BANK 3/E6.11 - 25"x33" (12) 5" PVC CONDUITS	190.00	LF	310.00	58,900	
EXCAVATION, BACKFILL & COMPACTION FOR DUCTBANK	942.00	LF	20.00	18,840	
HAUL OFF DUCT BANK SPOILS	138.00	TCY	10.00	1,380	
SITE DUCT BANK CONCRETE	98.00	CY	80.00	7,840	
SITE ELECTRICAL MANHOLE	1.00	EA	15,000.00	15,000	
SITE ELECTRICAL MANHOLE FOR TELECOM	1.00	EA	15,000.00	15,000	
<b>*** Total Site Electrical Ductbank</b>				<b>296,380</b>	
<b>Site Electrical Conduit</b>					
UG CONDUIT FOR SITE LIGHING	1,364.00	LF	25.00	34,100	
<b>*** Total Site Electrical Conduit</b>				<b>34,100</b>	
<b>Light Poles &amp; Standards</b>					
DECORATIVE LIGHT POLES - ASSUMPTION	32.00	EA	1,200.00	38,400	
LIGHTED BOLLARDS - QTY ASUMPTIONS - NONE SHOWN	40.00	EA	1,450.00	58,000	
PARKING LOT LIGHT POLES	4.00	EA	3,000.00	12,000	
<b>*** Total Light Poles &amp; Standards</b>				<b>108,400</b>	
<b>Landscape Lighting</b>					
FIXTURES WITH WALL PACKS AT TRASH COMPACTOR & GENERATOR ENCLOSURE	12.00	EA	618.61	7,423	
LIGHT FIXTURES FOR TRASH COMPACTOR & GENERATOR ENCLOSURE	1.00	LS	15,000.00	15,000	
<b>*** Total Landscape Lighting</b>				<b>22,423</b>	



**TxSt- Hilltop Housing Complex**  
**Client Project No. 18-09079 / Vaughn Project No. 2647-00**  
**ESTIMATE SUMMARY & DETAIL**



**Site**

Description	Quantity	UM	Unit Cost	TotalCost	\$/SF
<b>*** Total Landscape Lighting</b>				<b>22,423</b>	
<b>Site Data</b>					
(1) 2" UG CONDUITS TO EMERGENCY BLUE PHONES	139.00	LF	30.00	4,170	
(4) 4" UG CONDUITS FROM NEW MCS BLDG TO N TO SOUTH BLDG	461.00	LF	72.00	33,192	
(8) 4" UG CONDUITS FROM NEW MH TO N TO SOUTH BLDG	215.00	LF	120.00	25,800	
DEMO OSP CABLING FROM MH AT LBJ DRIVE TO SMITH HALL TO WELCOME CENTER - NOT SHOWN IN 50% DD (1200 LF)		LF	3.00		
DEMO OSP IN COPPER FROM N OF BURLESON TO SMITH HALL OSP CABLING FROM MH AT LBJ DRIVE TO SMITH HALL TO WELCOME CENTER- NOT SHOWN IN 50% DD (160 LF)		LF	5.00		
<b>*** Total Site Data</b>				<b>63,162</b>	
<b>** Total 26.01 - ELECTRICAL</b>				<b>528,215</b>	
<b>27.01 - TELECOM/DATA</b>					
<b>Site Data</b>					
PULL OSP CABLING IN SITE DUCTBANK RE-ROUTE & TO WELCOME CENTER - NOT IN 50% DD (1670 LF)		LF	75.00		
<b>*** Total Site Data</b>					
<b>** Total 27.01 - TELECOM/DATA</b>					
<b>28.01 - SECURITY</b>					
<b>Electronic Surveillance</b>					
STATIONARY CAMERAS *** ANY AT SITE?	3.00	EA	3,200.00	9,600	
WIRE & CABLE FOR VIDEO SURVEILLANCE (500 LF SIGNAL AND LV POWER)	3.00	EA	520.00	1,560	
EMERGENCY CALL STATION / BLUE LIGHT PHONE	2.00	EA	3,200.00	6,400	
<b>*** Total Electronic Surveillance</b>				<b>17,560</b>	
<b>** Total 28.01 - SECURITY</b>				<b>17,560</b>	
<b>31.01 - EARTHWORK</b>					
<b>Paving Demo</b>					
REMOVE CONCRETE PAVING	4,000.00	SF	1.00	4,001	
REMOVE ASPHALT PAVING	63,000.00	SF	0.50	31,364	
DUMPSTERS FOR DEMOLITION - 30 CY	30.00	EA	687.50	20,625	
<b>*** Total Paving Demo</b>				<b>55,990</b>	
<b>Stripping</b>					
STRIPPING - SITE	1,400.00	TCY	2.64	3,692	
HAUL OFF STRIPPING MATERIALS	1,400.00	TCY	13.75	19,250	
<b>*** Total Stripping</b>				<b>22,942</b>	
<b>Paving Cut/Fill</b>					
IMPORT MATERIALS - PAVING	8,495.00	TONS	13.00	110,435	
EXPORT MATERIALS - PAVING		TCY	13.75		
CUT FOR ASPHALT DRIVE	1,010.00	TCY	2.24	2,265	
FILL FOR ASPHALT DRIVE - 8" AT EXISTING GRADE	8,495.00	TONS	1.81	15,385	
<b>*** Total Paving Cut/Fill</b>				<b>128,085</b>	
<b>Sidewalk Cut/Fill</b>					
ROUGH GRADE FOR HARDSCAPE	17,700.00	SF	0.36	6,437	
<b>*** Total Sidewalk Cut/Fill</b>				<b>6,437</b>	
<b>Landscape Cut/Fill</b>					
ROUGH GRADE FOR LANDSCAPE	29,000.00	SF	0.53	15,384	
<b>*** Total Landscape Cut/Fill</b>				<b>15,384</b>	
<b>Misc. Site Cut/Fill</b>					
BACKFILL RETAINING WALLS		TCY	4.62		
BACKFILL CONC RETAINING WALLS	6.00	DAYS	2,309.16	13,855	
<b>*** Total Misc. Site Cut/Fill</b>				<b>13,855</b>	

**TxSt- Hilltop Housing Complex**  
**Client Project No. 18-09079 / Vaughn Project No. 2647-00**  
**ESTIMATE SUMMARY & DETAIL**



**Site**

Description	Quantity	UM	Unit Cost	TotalCost	\$/SF
<b>Lime Stabilization</b>					
STABILIZE SUBGRADE - SITE	4,155.00	SYD	4.67	19,398	
BLUE TOP / CUT TO GRADE	37,400.00	SF	0.13	4,926	
PURCHASE LIME	75.00	TON	187.50	14,063	
FUEL FOR STABILIZATION	1.00	WK	1,875.00	1,875	
CALCULATION - LBS PER SY x SY / 2000 = TONS	1.00	SCOPE			
*** Total Lime Stabilization				40,262	
** Total 31.01 - EARTHWORK				282,955	
<b>31.04 - SWPPP</b>					
<b>Design &amp; Implementation</b>					
NARRATIVE PLAN & COMPLIANCE STARTUP	1.00	EA	1,200.00	1,200	
*** Total Design & Implementation				1,200	
<b>Construction Entrances</b>					
CONSTRUCTION ENTRANCES	2.00	EA	8,600.00	17,200	
*** Total Construction Entrances				17,200	
<b>Concrete Washout</b>					
CONCRETE WASH OUT AREA	1.00	EA	8,600.00	8,600	
HAUL OFF CONCRETE WASH OUT SPOILS (CONCRETE TOTAL YARDS)		CY	1.08		
*** Total Concrete Washout				8,600	
<b>Silt Fencing</b>					
SILT FENCING - REINFORCED	1,370.00	LF	4.28	5,862	
*** Total Silt Fencing				5,862	
<b>Inlet Protection</b>					
INLET PROTECTION BARRIERS	15.00	EA	79.99	1,200	
*** Total Inlet Protection				1,200	
<b>Other SWPPP Requirements</b>					
SWPPP INSPECTIONS	21.00	MO	450.00	9,450	
REMOVE SWPPP	2.00	DAY	308.02	616	
REMOVE CONSTRUCTION ENTRANCES	2.00	EA	295.65	591	
*** Total Other SWPPP Requirements				10,657	
<b>Maintenance of SWPPP</b>					
STORM WATER POLLUTION MAINTENANCE	21.00	MO	338.02	7,098	
*** Total Maintenance of SWPPP				7,098	
** Total 31.04 - SWPPP				51,817	
<b>32.01 - ASPHALT</b>					
<b>Base Materials</b>					
STABILIZED LIMESTONE BASE	870.00	TON	30.47	26,506	
*** Total Base Materials				26,506	
<b>Asphalt Paving</b>					
PRIME BASE	17,930.00	SF	0.10	1,793	
ASPHALT PAVING - 2" TYPE D	17,930.00	SF	2.00	35,860	
*** Total Asphalt Paving				37,653	
** Total 32.01 - ASPHALT				64,159	
<b>32.04 - UNIT PAVERS</b>					
<b>Brick Unit Pavers</b>					
BRICK PAVERS AT FEATURE ENTRY	4,120.00	SF	25.00	103,000	
*** Total Brick Unit Pavers				103,000	
** Total 32.04 - UNIT PAVERS				103,000	
<b>32.11 - SITE FURNISHINGS</b>					
<b>Benches</b>					
PICNIC TABLE W/ SEATS - 36"	22.00	EA	3,200.00	70,400	
STEEL BENCH	6.00	EA	920.00	5,520	
TSUS Board of Regents Quarterly Meeting May 23-24, 2019	484				

**TxSt- Hilltop Housing Complex**  
**Client Project No. 18-09079 / Vaughn Project No. 2647-00**  
**ESTIMATE SUMMARY & DETAIL**



**Site**

Description	Quantity	UM	Unit Cost	TotalCost	\$/SF
INSTALL SITE FURNISHINGS	58.00	EA	115.10	6,676	
<b>*** Total Benches</b>				<b>82,596</b>	
<b>Litter Receptacles</b>					
LITTER RECEPTACLE	4.00	EA	1,150.00	4,600	
RECYCLING RECEPTACLE	4.00	EA	1,150.00	4,600	
<b>*** Total Litter Receptacles</b>				<b>9,200</b>	
<b>Bicycle Racks</b>					
BICYCLE RACK	30.00	EA	350.00	10,500	
<b>*** Total Bicycle Racks</b>				<b>10,500</b>	
<b>Other Site Furnishings</b>					
BBQ PIT	1.00	EA	4,088.85	4,089	
<b>*** Total Other Site Furnishings</b>				<b>4,089</b>	
<b>** Total 32.11 - SITE FURNISHINGS</b>				<b>106,385</b>	
<b>32.13 - LANDSCAPE &amp; IRRIGATION</b>					
<b>Paving</b>					
GRASS CRETE	7,980.00	SF	7.80	62,244	
<b>*** Total Paving</b>				<b>62,244</b>	
<b>Irrigation Systems</b>					
IRRIGATION SYSTEM	8.00	ZONES	7,500.00	60,000	
TEMP IRRIGATION	1.00	LS	8,000.00	8,000	
CONNECT TO MAIN	1.00	EA	2,500.00	2,500	
IRRIGATION METER - 2"	1.00	EA	1,800.00	1,800	
<b>*** Total Irrigation Systems</b>				<b>72,300</b>	
<b>Trees</b>					
LARGE TREE	18.00	EA	750.00	13,500	
ORNAMENTAL TREE	20.00	EA	450.00	9,000	
<b>*** Total Trees</b>				<b>22,500</b>	
<b>Plants &amp; Shrubs</b>					
PLANTING AT BEDS	10,570.00	SF	3.00	31,710	
<b>*** Total Plants &amp; Shrubs</b>				<b>31,710</b>	
<b>Lawns &amp; Grasses</b>					
LABOR TO PREP SOD	18,460.00	SF	0.05	923	
BERMUDA SOD	18,460.00	SF	0.30	5,538	
1" SAND LEVEL UNDER GRASS	18,460.00	SF	0.02	369	
<b>*** Total Lawns &amp; Grasses</b>				<b>6,830</b>	
<b>Plant Preparation</b>					
MULCH AT TREES AND BEDS	160.00	CY	35.00	5,600	
TOPSOIL FOR BEDS	60.00	TCY	57.12	3,427	
TOPSOIL FOR SOD	530.00	TCY	57.12	30,271	
LABOR TO TILL AND PREP BEDS	7,500.00	SF	0.10	745	
<b>*** Total Plant Preparation</b>				<b>40,043</b>	
<b>Plant Accessories</b>					
STEEL EDGING	1,320.00	LF	2.10	2,772	
DECOMPOSED GRANITE AT SMALL SHADE STRUCTURES	960.00	SF	4.00	3,840	
GRAVEL MAINTENANCE BAND - ADDED @ DD	3,920.00	SF	8.00	31,360	
TREE STAKING	34.00	EA	35.00	1,190	
<b>*** Total Plant Accessories</b>				<b>39,162</b>	
<b>Landscape Restoration</b>					
MAINTAIN EXISTING TREES DURING CONSTRUCTION	24.00	MO	500.00	12,000	
REPAIR EXISTING IRRIGATION SYSTEMS	20,000.00	SF	1.20	24,000	
CERTIFIED ARBORIST	2.00	MO	1,500.00	3,000	
RESTORE EXISTING LANDSCAPE	20,000.00	SF	1.50	30,028	
<b>*** Total Landscape Restoration</b>				<b>69,028</b>	
TSUS Board of Regents Quarterly Meeting			485		
May 23-24, 2019					

**TxSt- Hilltop Housing Complex**  
**Client Project No. 18-09079 / Vaughn Project No. 2647-00**  
**ESTIMATE SUMMARY & DETAIL**



**Site**

Description	Quantity	UM	Unit Cost	TotalCost	\$/SF
<b>Landscaping Scope Items</b>					
LANDSCAPE MAINTENANCE	12.00	MO	1,000.00	12,000	
STONE SEAT WALLS	856.00	LF	198.00	169,488	
*** Total Landscaping Scope Items				181,488	
** Total 32.13 - LANDSCAPE & IRRIGATION				525,305	
<b>32.14 - STRIPING &amp; SIGNS</b>					
<b>Handicap Signs</b>					
HC SIGNS WITH POSTS	6.00	EA	200.00	1,200	
*** Total Handicap Signs				1,200	
<b>Traffic Signs</b>					
TRAFFIC SIGNS WITH POSTS	15.00	EA	200.00	3,000	
*** Total Traffic Signs				3,000	
<b>Misc. Signs</b>					
MISCELLANEOUS SIGNS WITH POSTS	12.00	EA	200.00	2,400	
*** Total Misc. Signs				2,400	
<b>Cleaning for Striping</b>					
PRESSURE WASH PARKING LOT	17,930.00	SF	0.15	2,690	
*** Total Cleaning for Striping				2,690	
<b>Striping</b>					
PARKING LOT STRIPING	320.00	LF	2.00	640	
CURB PAINTING - FIRE LANE	3,000.00	LF	1.00	3,000	
CROSSWALK - PAVEMENT GRADE	1.00	EA	1,500.00	1,500	
HATCHINGS	2.00	EA	110.00	220	
*** Total Striping				5,360	
<b>Emblems</b>					
HANDICAP EMBLEMS	6.00	EA	75.00	450	
ARROWS - PAINTED	20.00	EA	15.00	300	
*** Total Emblems				750	
<b>Wheel Stops</b>					
WHEEL STOPS	12.00	EA	135.00	1,620	
*** Total Wheel Stops				1,620	
** Total 32.14 - STRIPING & SIGNS				17,020	
<b>33.01 - SITE UTILITIES</b>					
<b>Water Piping</b>					
C900 WATER LINE - 10"	1,400.00	LF	16.00	22,400	
INSTALL WATER LINE PIPE	1,400.00	LF	35.00	49,001	
EXCAVATION AND BACKFILL	1,400.00	LF	65.00	91,000	
*** Total Water Piping				162,401	
<b>Water Distribution Equipment</b>					
GATE VALVE & BOX - 10"	4.00	EA	1,925.00	7,700	
REDUCED PRESSURE BACKFLOW PREVENTER - 10"	1.00	EA	15,000.00	15,000	
*** Total Water Distribution Equipment				22,700	
<b>Meters</b>					
DOMESTIC WATER METER - 10"	1.00	EA	20,000.00	20,000	
*** Total Meters				20,000	
<b>Fire Line Distribution Equipment</b>					
FIRE HYDRANT	2.00	EA	5,500.00	11,000	
*** Total Fire Line Distribution Equipment				11,000	
<b>Sanitary Piping</b>					
PVC SDR 26 - 6"	850.00	LF	14.00	11,900	
INSTALL SANTARY PIPE	850.00	LF	35.00	29,750	
EXCAVATION AND BACKFILL	850.00	LF	65.00	55,250	
*** Total Sanitary Piping				96,900	

**Site**

Description	Quantity	UM	Unit Cost	Total Cost	\$/SF
<b>Sanitary Structures</b>					
MANHOLE - 4' PRECAST 4' DEEP	2.00	EA	1,000.00	2,000	
*** Total Sanitary Structures				2,000	
<b>Storm Drainage Piping</b>					
PVC SDR 35 - 8"	1,700.00	LF	16.00	27,200	
INSTALL STORM PIPE	1,700.00	LF	35.00	59,500	
EXCAVATION AND BACKFILL	1,700.00	LF	65.00	110,500	
*** Total Storm Drainage Piping				197,200	
<b>Storm Inlets and Manholes</b>					
CATCH BASIN - 3X3 (3 SHOWN)	6.00	EA	750.00	4,500	
CURB INLET - PRECAST 10' DEEP	1.00	EA	4,500.00	4,500	
TIE INTO EXISTING MANHOLE?		EA	2,500.00		
*** Total Storm Inlets and Manholes				9,000	
<b>Paving Demo for Utilities</b>					
REMOVE ASPHALT PAVING @ PICKARD STREET	2,500.00	SF	0.50	1,250	
SAWCUT PAVING	50.00	LF	6.00	300	
REMOVE CONCRETE CURBS	250.00	LF	3.75	938	
DUMPSTERS FOR DEMOLITION - 30 CY	2.00	EA	550.00	1,100	
*** Total Paving Demo for Utilities				3,588	
<b>Patch back at Utilities</b>					
PAVING	2,500.00	SF	4.50	11,250	
CURBS	250.00	LF	16.00	4,000	
*** Total Patch back at Utilities				15,250	
<b>Miscellaneous Utilities</b>					
HAUL STORM SPOILS	720.00	TCY	12.00	8,640	
HAUL SANITARY SPOILS	470.00	TCY	12.00	5,640	
HAUL WATER SPOILS	670.00	TCY	12.00	8,040	
*** Total Miscellaneous Utilities				22,321	
<b>Miscellaneous Utilities Scope Items</b>					
HYDRO EXCAVATION ALLOTMENT	10.00	DAYS	3,000.00	30,000	
*** Total Miscellaneous Utilities Scope It				30,000	
** Total 33.01 - SITE UTILITIES				592,359	
* Total SITE				4,051,515	

## North Building

Description	Quantity	UM	Unit Cost	TotalCost	\$/SF
<b>NORTH BUILDING</b>					
<b>01.01 - GENERAL WORKS</b>					
<b>Project Cleaning</b>					
JOBSITE CLEAN-UP	98.00	WK	2,062.81	202,155	1.98
DUMPSTER - 30 CY	207.00	EA	550.00	113,850	1.11
FINAL CLEAN-UP - SUB 1ST CLEAN	102,321.00	SF	0.18	18,418	0.18
FINAL CLEAN-UP - SUB 2ND CLEAN	102,321.00	SF	0.14	14,079	0.14
FINAL CLEAN EXTERIOR WINDOWS	13,492.00	SF	0.45	6,071	0.06
<b>*** Total Project Cleaning</b>				<b>354,574</b>	<b>3.47</b>
<b>Safety</b>					
LADDERS FOR FLOOR ACCESS	27.00	EA	411.73	11,117	0.11
WOOD HANDRAILS - 2 LINE	7,344.00	LF	6.01	44,129	0.43
TOEBOARDS	7,344.00	LF	2.31	16,938	0.17
METAL STANDS - BETWEEN COLUMNS	918.00	EA	49.01	44,990	0.44
ORANGE PERIMETER MESH	7,344.00	LF	2.16	15,830	0.15
OPENING COVERS - SMALL OPENINGS	500.00	SF	4.05	2,023	0.02
<b>*** Total Safety</b>				<b>135,027</b>	<b>1.32</b>
<b>Layout</b>					
FIELD ENGINEER (NTP THRU SKIN + SITE)	54.00	WK	2,845.73	153,669	1.50
INSTRUMENT MAN (NTP THRU STRUCTURE)	54.00	WK	978.75	52,853	0.52
STAKES, FLAGGING, PAINT - ADDITIONAL	1.00	LS	324.75	325	
REGISTERED SURVEYOR	1.00	LS	4,000.00	4,000	0.04
<b>*** Total Layout</b>				<b>210,846</b>	<b>2.06</b>
<b>Barricades</b>					
PEDESTRIAN WALKWAYS - BUILD	40.00	LF	151.84	6,073	0.06
PEDESTRIAN WALKWAYS - MOVE AND SET	40.00	LF	19.14	765	0.01
<b>*** Total Barricades</b>				<b>6,839</b>	<b>0.07</b>
<b>Temporary Drywall Partitions</b>					
TEMPORARY DRYWALL PARTITION @ HOIST LANDINGS	120.00	LF	65.00	7,800	0.08
<b>*** Total Temporary Drywall Partitions</b>				<b>7,800</b>	<b>0.08</b>
<b>Other Temporary Partitions</b>					
TEMP DOOR, FRAME & HARDWARE - @ HOISTING LANDINGS	8.00	EA	800.00	6,400	0.06
DEMO TEMPORARY PARTITIONS @ HOIST LANDINGS	120.00	LF	9.03	1,084	0.01
<b>*** Total Other Temporary Partitions</b>				<b>7,484</b>	<b>0.07</b>
<b>Flooring Protection</b>					
STICKY MATS	75.00	BOX	141.32	10,599	0.10
FLOOR PROTECTION - MASONITE	94,700.00	SF	0.78	73,866	0.72
TEMP ELEVATOR PROTECTION	4.00	EA	2,580.48	10,322	0.10
<b>*** Total Flooring Protection</b>				<b>94,787</b>	<b>0.93</b>
<b>** Total 01.01 - GENERAL WORKS</b>				<b>817,357</b>	<b>7.99</b>

### 01.70 - LIFTING AND HOISTING

#### Tower Cranes

TOWER - CRANE TRANSPORTATION	1.00	LS	28,000.00	28,000	0.27
TOWER - TOWER CRANE RENTAL	10.00	MO	21,650.00	216,500	2.12
TOWER - TOWER CRANE OVERTIME	433.00	HR	73.61	31,873	0.31
TOWER - CRANE PROPERTY TAX	10.00	MO	162.38	1,624	0.02
TOWER - TOWER CRANE MAINTENANCE	10.00	MO	1,082.50	10,825	0.11
TOWER - CRANE INSURANCE	10.00	MO	1,067.00	10,670	0.10
TOWER - TOWER CRANE FOUNDATION ENGINEERING	1.00	EA	2,000.00	2,000	0.02
TOWER - PURCHASE ANCHOR STOOLS	4.00	EA	4,625.00	18,500	0.18
TOWER - CRANE TECHNICIAN	12.00	DAY	1,028.38	12,341	0.12
TOWER - TECH TRIP CHARGES	12.00	EA	400.00	4,800	0.05
TOWER - TOWER CRANE UP & DOWN	2.00	EA	40,000.00	80,000	0.78
TOWER - WOOD ENCLOSURE AT BASE	1.00	EA	7,500.00	7,500	0.07
TOWER FOUNDATION DESIGN	1.00	LS	3,000.00	3,000	0.03

**TxSt- Hilltop Housing Complex**  
**Client Project No. 18-09079 / Vaughn Project No. 2647-00**  
**ESTIMATE SUMMARY & DETAIL**



**North Building**

Description	Quantity	UM	Unit Cost	TotalCost	\$/SF
TOWER - PIERS DRILLING FOR CRANE	58.00	BCY	258.62	15,000	0.15
TOWER - CONCRETE FOR CRANE PIERS	46.00	CY	78.85	3,627	0.04
TOWER - PIER CONCRETE LABOR FOR CRANE FOUNDATION	46.00	CY	6.19	285	
TOWER - EXCAVATE CRANE FOUNDATION	1.00	EA	1,193.68	1,194	0.01
TOWER - DEMO CRANE FOUNDATION	1.00	EA	12,980.86	12,981	0.13
TOWER - CONCRETE LABOR FOR CRANE FOUNDATION	60.00	CY	26.06	1,563	0.02
TOWER - CONCRETE FOR CRANE FOUNDATION	60.00	CY	95.00	5,700	0.06
TOWER - REBAR FOR CRANE FOUNDATION	10.00	TON	950.00	9,500	0.09
TOWER - REBAR LABOR FOR CRANE FOUNDATION	10.00	TON	373.18	3,732	0.04
TOWER - SET ANCHOR STOOLS	4.00	EA	817.62	3,270	0.03
TOWER - TOWER CRANE OPERATOR	44.00	WK	3,301.65	145,273	1.42
TOWER CRANE OPERATOR TRAINEE	1,760.00	HR	28.81	50,700	0.50
<b>*** Total Tower Cranes</b>				<b>680,457</b>	<b>6.65</b>
<b>Man &amp; Material Hoists</b>					
HOIST TRANSPORTATION	1.00	LS	5,500.00	5,500	0.05
HOIST ANCHOR ASSEMBLIES	1.00	EA	920.13	920	0.01
HOIST RENTAL	9.00	MO	11,500.00	103,500	1.01
HOIST PROPERTY TAX	9.00	MO	150.00	1,350	0.01
HOIST INSURANCE	9.00	MO	250.00	2,250	0.02
HOIST PERMIT FEE	1.00	LS	87.00	87	
DROP TEST BY ELEVATOR INSPECTIONS COMPANY	1.00	LS	150.00	150	
HOIST INSPECTION (EVERY 30 DAYS)	9.00	MO	175.00	1,575	0.02
EXTRA DROP TEST (EVERY 90 DAYS)	5.00	EA	175.00	875	0.01
EXCAVATE HOIST PAD	1.00	EA	1,726.40	1,726	0.02
CONCRETE FOR HOIST PAD	8.00	CY	81.80	654	0.01
REBAR FOR HOIST PAD	1.00	TON	1,656.91	1,657	0.02
REBAR LABOR FOR HOIST PAD	1.00	TON	445.66	446	
DEMO HOIST PAD	1.00	EA	2,801.70	2,802	0.03
HOIST ERECT/DISMANTLE	2.00	EA	13,000.00	26,000	0.25
HOIST TECHNICIAN	6.00	DAY	950.00	5,700	0.06
HOIST MAINTENANCE	7.00	MO	649.50	4,547	0.04
HOIST TECH TRIP CHARGES	6.00	EA	400.00	2,400	0.02
LOADING DOCK SETUP	1.00	EA	6,500.00	6,500	0.06
HOIST LANDINGS INSTALLATION	6.00	EA	550.00	3,300	0.03
HOIST LANDINGS	6.00	EA	1,345.66	8,074	0.08
HOIST OPERATOR	61.00	Week	1,044.00	63,684	0.62
<b>*** Total Man &amp; Material Hoists</b>				<b>243,697</b>	<b>2.38</b>
<b>** Total 01.70 - LIFTING AND HOISTING</b>				<b>924,154</b>	<b>9.03</b>
<b>03.00 - CONCRETE TURNKEY</b>					
<b>Site Concrete</b>					
P1 - 24" STRAIGHT SHAFT PIERS*	350.00	LF	105.00	36,750	0.36
P3 - 36" STRAIGHT SHAFT PIERS*	120.00	LF	143.00	17,160	0.17
P2 - 30" STRAIGHT SHAFT PIERS*	575.00	LF	124.00	71,300	0.70
P4 - 48" STRAIGHT SHAFT PIERS*	450.00	LF	172.00	77,400	0.76
<b>*** Total Site Concrete</b>				<b>202,610</b>	<b>1.98</b>
<b>Building Concrete</b>					
ELEVATED EDGE BEAM - 24X10**	348.00	LF	231.23	80,468	0.79
ELEVATED EDGE BEAM - 24X18**	127.00	LF	262.00	33,274	0.33
ELEVATED EDGE BEAM - 24X8 @ CANOPY EXTENSION**	51.00	LF	215.74	11,003	0.11
GRADE BEAMS - NO CARTON FORM - 12X24**	119.00	LF	31.21	3,714	0.04
GRADE BEAMS - NO CARTON FORM - 14X24**	81.00	LF	39.52	3,201	0.03
GRADE BEAMS - NO CARTON FORM - 16X24 - WIDENED**	117.00	LF	99.94	11,693	0.11
GRADE BEAMS - NO CARTON FORM - 16X24**	803.00	LF	48.44	38,901	0.38
GRADE BEAMS - NO CARTON FORM - 30X42		LF	158.57		
ELEVATOR PITS - DOUBLE**	1.00	EA	36,700.00	36,700	0.36
SLAB ON GRADE - 5"***	8,423.00	SF	6.88	57,983	0.57
TSUS Board of Regents Quarterly Meeting	8,010.00	SF	8.38	67,123	0.66
May 23-24, 2019 THICK**	1,245.00	SF	58.47	72,795	0.71

**North Building**

Description	Quantity	UM	Unit Cost	TotalCost	\$/SF
PONY WALL - 10" THICK**	173.00	SF	37.70	6,522	0.06
SHEARWALLS - 10" THICK**	12,181.00	SF	37.70	459,190	4.49
SHEARWALLS - 12" THICK*		SF	47.86		
SHEARWALLS - 8" THICK*		SF	30.33		
COLUMNS - 12"x14"* - 11'-4" HEIGHT**	72.00	EA	696.03	50,114	0.49
COLUMNS - 12"x16"* - 11'-4" HEIGHT**	98.00	EA	799.88	78,389	0.77
COLUMNS - 14"x16"* - 11'-4" HEIGHT**	63.00	EA	921.21	58,037	0.57
COLUMNS - 14"x16"* - 14' HEIGHT**	8.00	EA	1,184.12	9,473	0.09
COLUMNS - 14"x16"* - 15'-4" HEIGHT**	33.00	EA	1,273.78	42,035	0.41
COLUMNS - 14"x18" - 11'-4" HEIGHT**	14.00	EA	1,433.00	20,062	0.20
COLUMNS - 14"x18" - 14' HEIGHT**	2.00	EA	1,386.67	2,773	0.03
COLUMNS - 14"x18" - 15'-4" HEIGHT**	13.00	EA	1,433.00	18,629	0.18
COLUMNS - 14"x24" - 11'-4" HEIGHT		EA	1,389.58		
COLUMNS - 18"x26" - 11'-4" HEIGHT		EA	1,944.79		
COLUMNS - 2' DIA. - ARCH EXPOSED - 15'-4" HEIGHT**	1.00	EA	7,200.00	7,200	0.07
ELEVATED FLAT SLAB - 10"***	1,059.00	SF	34.62	36,662	0.36
PT FLAT PLATE - 6-1/2" - EXTENSION AT CANOPY**	337.00	SF	21.50	7,246	0.07
PT FLAT PLATE - 6-1/2"***	70,373.00	SF	21.50	1,513,048	14.79
PT FLAT PLATE - 8"***	11,598.00	SF	23.32	270,470	2.64
PAN STAIRS	2,944.00	SF	10.00	29,440	0.29
MEP PADS	285.00	SF	7.50	2,138	0.02
<b>*** Total Building Concrete</b>				<b>3,028,280</b>	<b>29.60</b>
<b>** Total 03.00 - CONCRETE TURNKEY</b>				<b>3,230,890</b>	<b>31.58</b>
<b>04.01 - MASONRY</b>					
<b>Face Brick</b>					
FACE BRICK - STANDARD	4,357.00	SF	21.84	95,157	0.93
FACE BRICK - STANDARD - PULLED BRICK	4,034.00	SF	27.00	108,918	1.06
<b>*** Total Face Brick</b>				<b>204,075</b>	<b>1.99</b>
<b>Cast Stone</b>					
CAST STONE SILLS @ BRICK 08' - 00" X 01' - 00" X 00' - 07"	48.00	LF	60.60	2,909	0.03
CAST STONE SILLS @ BRICK 04' - 00" X 01' - 00" X 00' - 07"	48.00	LF	30.31	1,455	0.01
<b>*** Total Cast Stone</b>				<b>4,364</b>	<b>0.04</b>
<b>Masonry Scaffolding</b>					
SCAFFOLDING FOR EXTERIOR MASONRY	8,391.00	SF	2.85	23,914	0.23
ENGINEERING STUDY FOR SCAFFOLDING	1.00	LS	1,500.00	1,500	0.01
<b>*** Total Masonry Scaffolding</b>				<b>25,414</b>	<b>0.25</b>
<b>Masonry Accessories</b>					
GALV. MASONRY TIES ASSUMED	8,391.00	SF			
CONTROL JOINT INSERTS (H&B)	2,472.00	LF	2.75	6,798	0.07
<b>*** Total Masonry Accessories</b>				<b>6,798</b>	<b>0.07</b>
<b>Other Masonry Work</b>					
FINAL CLEAN MASONRY	8,391.00	SF	1.00	8,391	0.08
<b>*** Total Other Masonry Work</b>				<b>8,391</b>	<b>0.08</b>
<b>Masonry Scope Items</b>					
MASONRY DUMPSTERS	3.00	EA	674.75	2,024	0.02
INSTALLATION OF LOOSE LINTELS SUPPLIED BY OTHERS	1.00	SCOPE			
<b>*** Total Masonry Scope Items</b>				<b>2,024</b>	<b>0.02</b>
<b>Set Frames</b>					
SET HOLLOW METAL FRAMES IN MASONRY PARTITIONS (NEED TO UPDATE TO NEW RE-SD QUANTITIES)	2.00	EA	114.29	229	
<b>*** Total Set Frames</b>				<b>229</b>	
<b>** Total 04.01 - MASONRY</b>				<b>251,295</b>	<b>2.46</b>

**05.00 - STRUCTURAL STEEL TURNKEY**

**Steel Fabrication Budget**



**TxSt- Hilltop Housing Complex**  
**Client Project No. 18-09079 / Vaughn Project No. 2647-00**  
**ESTIMATE SUMMARY & DETAIL**



**North Building**

Description	Quantity	UM	Unit Cost	TotalCost	\$/SF
STEEL FRAMING WITH DECK - ROOF (based on 10#/SF @ \$3200/TN)	14,213.00	SF	16.00	227,408	2.22
STEEL FRAMING WITH DECK - ROOF - PENTHOUSE/SCREEN WALLS (based on 7#/SF @ \$3200/TN)	2,145.00	SF	11.20	24,024	0.23
STEEL FRAMING - PITCHED ROOF (based on 12#/SF @ \$3200/TN)		SF	19.20		
STEEL FRAMING WITH DECK - FLOOR (based on 15#/SF @ \$3200/TN)		SF	24.00		
STEEL SUPPORT FOR BLDG. ENVELOPE (Based on 1#/SqF Bldg. Elevations)	75,203.00	SF	1.60	120,325	1.18
MISC STEEL (Based on .1 #/SF BLDG. AREA) (typical for finished out building)	102,321.00	SF	0.20	20,464	0.20
DIVIDER BEAM	36.00	EA	500.00	18,000	0.18
ELEVATOR HOIST BEAM	2.00	EA	1,000.00	2,000	0.02
STEEL GRATING	15.00	SF	60.00	900	0.01
PAN STAIRS WITH RAILS BOTH SIDES	256.00	RISERS	450.00	115,200	1.13
PIT LADDER	1.00	EA	300.00	300	
ROOF ACCESS LADDER	1.00	EA	2,300.00	2,300	0.02
TOILET PARTITION SUPPORTS	1,275.00	LF	40.00	51,000	0.50
LAVATORY SUPPORTS	425.00	LF	50.00	21,250	0.21
<b>*** Total Steel Fabrication Budget</b>				<b>603,171</b>	<b>5.89</b>
<b>Steel Erection Budget</b>					
ERECT STEEL FRAMING & DECK - ROOF (based on 10#/SF)	16,453.00	SF	1.15	18,921	0.18
ERECT STEEL FRAMING & DECK - PITCHED ROOF (based on 12#/SF)		SF	1.15		
ERECT STEEL SUPPORT FOR BLDG. ENVELOPE (Based on 1.0 #/SqF Bldg. Elevations)	74,132.00	SF	0.64	47,444	0.46
ERECT MISC STEEL (PER BLDG. AREA) (typical for finished out building - reduce \$ if core & shell only)	102,321.00	SF	0.50	51,161	0.50
INSTALL DIVIDER BEAM	36.00	EA	290.00	10,440	0.10
INSTALL ELEVATOR GUIDE RAILS	72.00	EA	100.00	7,200	0.07
INSTALL ELEVATOR HOIST BEAM	2.00	EA	125.00	250	
INSTALL STEEL GRATING	15.00	SF	6.30	95	
INSTALL PAN STAIRS WITH RAILS	18.00	FLOOR	550.00	9,900	0.10
INSTALL PIT LADDER	1.00	EA	100.00	100	
INSTALL ROOF LADDER	1.00	EA	192.00	192	
INSTALL TOILET PARTITION SUPPORTS	1,275.00	LF	28.00	35,700	0.35
INSTALL LAVATORY SUPPORTS	425.00	LF	55.00	23,375	0.23
<b>*** Total Steel Erection Budget</b>				<b>204,777</b>	<b>2.00</b>
<b>** Total 05.00 - STRUCTURAL STEEL TURNKEY</b>				<b>807,948</b>	<b>7.90</b>
<b>06.02 - ARCHITECTURAL WOODWORK/MILLWORK/TRIM</b>					
<b>Plastic Laminate Cabinetry</b>					
KITCHEN - LOWER PLAM CABINETS (NO COUNTERTOPS)*	82.00	LF	180.00	14,760	0.14
KITCHEN - PENINSULA PLAM CABINETS (NO COUNTERTOPS)*	7.00	LF	192.00	1,344	0.01
KITCHEN ISLAND - LOWER PLAM CABINETS (NO COUNTERTOPS)*	23.00	LF	180.00	4,140	0.04
VANITY - LOWER PLAM CABINETS (NO COUNTERTOPS)*	12.00	LF	180.00	2,160	0.02
KITCHEN - UPPER PLAM CABINETS*	18.00	LF	110.00	1,980	0.02
STUDENT UNIT CLOSETS - C1*	1,321.00	LF	180.00	237,780	2.32
<b>*** Total Plastic Laminate Cabinetry</b>				<b>262,164</b>	<b>2.56</b>
<b>Plastic Laminate Countertops</b>					
COUNTER TOPS - ANGLE BRACED (ADD SUPPORTS)*	21.00	LF	60.00	1,260	0.01
SPEED BRACES / SUPPORT ANGLES (ASSUME EVER 3' UNO)*	7.00	EA	90.00	630	0.01
<b>*** Total Plastic Laminate Countertops</b>				<b>1,890</b>	<b>0.02</b>
<b>Plastic Laminate Shelving</b>					
MDF SHELVING (W 1'6") (1 SHELVES) * FIRST ROW LENGTH*	36.00	LF	16.00	576	0.01
MDF SHELVING (W 1'6") (3 SHELVES) * FIRST ROW LENGTH*	8.00	LF	35.00	280	
<b>*** Total Plastic Laminate Shelving</b>				<b>856</b>	<b>0.01</b>
<b>TSUS Board of Regents Quarterly Meeting</b>			<b>491</b>		
<b>May 23-24, 2019</b>					

**North Building**

Description	Quantity UM	Unit Cost	TotalCost	\$/SF
<b>Finish Wood Paneling</b>				
WOOD PANELING @ 1ST FLOOR LOBBY*	99.00 SF	50.00	4,950	0.05
*** Total Finish Wood Paneling			<b>4,950</b>	<b>0.05</b>
<b>Finish Wood Base &amp; Chair Rail</b>				
FINISHED WOOD BASE*	103.00 LF	16.00	1,648	0.02
*** Total Finish Wood Base & Chair Rail			<b>1,648</b>	<b>0.02</b>
<b>Solid Surface Fabrications</b>				
KITCHEN - SOLID SURFACE COUNTER TOP WITH BACK SPLASH*	89.00 LF	180.00	16,020	0.16
KITCHEN ISLAND - SOLID SURFACE COUNTER TOP WITH BACK SPLASH*	23.00 LF	180.00	4,140	0.04
KITCHEN ISLAND BAR - SOLID SURFACE COUNTER TOP*	20.00 LF	145.00	2,900	0.03
SOLID SURFACE VANITY AT RESTROOMS*	424.00 LF	170.00	72,080	0.70
VANITY - SOLID SURFACE COUNTER TOP WITH BACK SPLASH AND BASE CABINET*	12.00 LF	180.00	2,160	0.02
QUARTZ WINDOW SILL (W 12")*	144.00 LF	110.00	15,840	0.15
QUARTZ WINDOW SILL (W 6")*	1,036.00 LF	65.00	67,340	0.66
CHROME CLOSET ROD*	421.00 EA	10.00	4,210	0.04
INTEGRATED SOLID SURFACE SINK	128.00 EA	300.00	38,400	0.38
*** Total Solid Surface Fabrications			<b>223,090</b>	<b>2.18</b>
** Total 06.02 - ARCHITECTURAL WOODWORK/MI			<b>494,598</b>	<b>4.83</b>
<b>07.01 - WATERPROOF / DAMPPROOF / JOINT SEALANTS</b>				
<b>Expansion Joint Assemblies</b>				
EXTERIOR WALL JOINT AND COVER - EXTERIOR	214.00 LF	60.00	12,840	0.13
EXTERIOR WALL JOINT AND COVER - INTERIOR	473.00 LF	60.00	28,380	0.28
*** Total Expansion Joint Assemblies			<b>41,220</b>	<b>0.40</b>
<b>Dampproofing</b>				
BELOW GRADE BENTONITE WITH DRAINAGE BOARD - VERTICAL - BASEMENT	1,616.00 SF	1.65	2,666	0.03
BELOW GRADE BENTONITE WITH DRAINAGE BOARD - VERTICAL - ELEVATOR	335.00 SF	1.65	553	0.01
BITUMINOUS DAMPPROOFING - BASEMENT BEAMS	1,163.00 SF	1.65	1,919	0.02
BITUMINOUS DAMPPROOFING - GRADEBEAMS	1,560.00 SF	1.65	2,574	0.03
*** Total Dampproofing			<b>7,712</b>	<b>0.08</b>
<b>Aluminum Flashings</b>				
GALVANIZED FLASHING .015" THICK - AT OPENINGS	6,183.00 LF	5.50	34,007	0.33
*** Total Aluminum Flashings			<b>34,007</b>	<b>0.33</b>
<b>Copper Flashings</b>				
3 OZ. COPPER TO 12" - FACEBRICK BASE FLASHING	107.00 LF	3.12	334	
*** Total Copper Flashings			<b>334</b>	
<b>Stainless Steel Flashings</b>				
STAINLESS STEEL THRU WALL FLASHING - @ CAST STONE SILLS (?? NOT AT PLASTER?)	544.00 SF	18.00	9,792	0.10
*** Total Stainless Steel Flashings			<b>9,792</b>	<b>0.10</b>
<b>Fluid Applied Waterproofing</b>				
FLUID APPLIED URETHANE - BEHIND FACEBRICK	8,391.00 SF	4.05	33,984	0.33
FLUID APPLIED URETHANE - BEHIND PLASTER	58,856.00 SF	4.05	238,367	2.33
*** Total Fluid Applied Waterproofing			<b>272,350</b>	<b>2.66</b>
<b>Water Repellents</b>				
WATER REPELLENT EXTERIOR MASONRY	8,391.00 SF	1.00	8,391	0.08
*** Total Water Repellents			<b>8,391</b>	<b>0.08</b>
TSUS Board of Regents Quarterly Meeting May 23-24, 2019	492			

## North Building

Description	Quantity	UM	Unit Cost	TotalCost	\$/SF
<b>Building Facade Joint Sealants</b>					
JOINT SEALANTS - AROUND CURTAINWALL	195.00	LF	2.10	409	
JOINT SEALANTS - AROUND WINDOWS IN BRICK	416.00	LF	2.10	874	0.01
JOINT SEALANTS - AROUND WINDOWS IN PLASTER	5,572.00	LF	2.10	11,701	0.11
JOINT SEALANTS - PARAPET COPPING	931.00	LF	2.10	1,955	0.02
VERTICAL JOINT SEALANT - FACE BRICK EVERY 25'	2,472.00	LF	2.10	5,191	0.05
JOINT SEALANT - SOFFITS PERIMETER - NONE SHOWN FOR RE-SD		LF	1.75		
*****VERFIY JOINT SEALANT @ EXTERIOR DOORS	12.00	EA	50.00	600	0.01
<b>*** Total Building Facade Joint Sealants</b>				<b>20,731</b>	<b>0.20</b>
<b>** Total 07.01 - WATERPROOF / DAMPPROOF /</b>				<b>394,536</b>	<b>3.86</b>
<b>07.02 - INSULATION</b>					
<b>Rigid Insulation</b>					
1.5" (R10.9) RIGID INSULATION - BEHIND BRICK	8,391.00	SF	2.65	22,236	0.22
1.5" (R10.9) RIGID INSULATION - BEHIND PLASTER	58,856.00	SF	2.65	155,968	1.52
<b>*** Total Rigid Insulation</b>				<b>178,205</b>	<b>1.74</b>
<b>** Total 07.02 - INSULATION</b>				<b>178,205</b>	<b>1.74</b>
<b>07.03 - ROOFING</b>					
<b>Roof Blocking</b>					
ROOF BLOCKING - PLYWOOD SHEATHING - 3/4"	15,955.00	SF	2.05	32,744	0.32
ROOF BLOCKING - 2 x 4 TREATED WOOD BLOCKING (3 RUNS)	3,555.00	LF	2.06	7,331	0.07
ROOF BLOCKING - 2 x 10 TREATED WOOD BLOCKING (2 RUNS)	2,370.00	LF	3.75	8,895	0.09
ROOF BLOCKING - 4 x 4 CUT TO CANT TREATED WOOD BLOCKING (1 RUN)	1,185.00	LF	4.45	5,277	0.05
<b>*** Total Roof Blocking</b>				<b>54,247</b>	<b>0.53</b>
<b>Modified Bituminous Membrane Roofing</b>					
SBS MODIFIED GRANULE SURFACE CAP, BASE NAILED TO DECK	15,955.00	SF	17.00	271,235	2.65
<b>*** Total Modified Bituminous Membrane Roo</b>				<b>271,235</b>	<b>2.65</b>
<b>Roof Insulation</b>					
POLYISOCYANURATE - 2" (2 LAYERS)	31,910.00	SF	0.80	25,528	0.25
FIBERBOARD OVERLAY - 1"	15,955.00	SF	0.85	13,562	0.13
<b>*** Total Roof Insulation</b>				<b>39,090</b>	<b>0.38</b>
<b>Gutters &amp; Downspouts</b>					
PARAPET CAP / COPING - 12" WIDE	790.00	LF	12.00	9,480	0.09
PARAPET CAP / COPING - 15" WIDE	141.00	LF	16.00	2,256	0.02
<b>*** Total Gutters &amp; Downspouts</b>				<b>11,736</b>	<b>0.11</b>
<b>Roof Flashings</b>					
SHEETMETAL FLASHING	1,185.00	LF	4.00	4,740	0.05
GALVANIZED THRU WALL FLASHING AT ROOF TO VERTICAL WALL	1,185.00	LF	6.00	7,110	0.07
<b>*** Total Roof Flashings</b>				<b>11,850</b>	<b>0.12</b>
<b>Roof Accessories</b>					
ROOF WALKWAY PADS	177.00	EA	25.00	4,425	0.04
ROOF CURB - 4x6	2.00	EA	650.00	1,300	0.01
<b>*** Total Roof Accessories</b>				<b>5,725</b>	<b>0.06</b>
<b>** Total 07.03 - ROOFING</b>				<b>393,882</b>	<b>3.85</b>
<b>07.08 - FIREPROOFING</b>					
<b>Sprayed Fireproofing</b>					
FIREPROOFING - TOP FLOOR OF NORTH BUILDING	16,346.00	SF	3.21	52,471	0.51
THIS BOARD OF REGENTS QUARTERLY MEETING	493				
May 23-24, 2016	10.00	EA	68.00	680	0.01

## North Building

Description	Quantity	UM	Unit Cost	TotalCost	\$/SF
*** Total Sprayed Fireproofing				53,151	0.52
** Total 07.08 - FIREPROOFING				53,151	0.52
<b>07.10 - FIRECAULKING</b>					
<b>Firecaulking</b>					
FIRECAULKING AT DRYWALL - BOTH SIDES OF WALL	11,082.00	LF	5.50	60,951	0.60
*** Total Firecaulking				60,951	0.60
<b>Firecaulking Scope Items</b>					
SINGLE SOURCE FIRESTOPPING SUB	102,321.00	SF	0.75	76,741	0.75
*** Total Firecaulking Scope Items				76,741	0.75
** Total 07.10 - FIRECAULKING				137,692	1.35
<b>08.01 - HOLLOW METAL</b>					
<b>Door Frames</b>					
2070 HOLLOW METAL FRAME FIRE RATED	2.00	EA	150.00	300	
3070 HOLLOW METAL FRAME	63.00	EA	149.00	9,387	0.09
3070 HOLLOW METAL FRAME FIRE RATED	267.00	EA	200.00	53,400	0.52
4070 HOLLOW METAL FRAME	1.00	EA	156.00	156	
*** Total Door Frames				63,243	0.62
<b>Doors</b>					
2070 HOLLOW METAL DOOR FIRE RATED	2.00	EA	300.00	600	0.01
3070 HOLLOW METAL DOOR	5.00	EA	300.00	1,500	0.01
3070 HOLLOW METAL DOOR FIRE RATED	25.00	EA	350.00	8,750	0.09
3070 HOLLOW METAL DOOR FIRE RATED SMALL VISION LITE	2.00	EA	375.00	750	0.01
4070 HOLLOW METAL DOOR	1.00	EA	375.00	375	
*** Total Doors				11,975	0.12
** Total 08.01 - HOLLOW METAL				75,218	0.74
<b>08.06 - WOOD DOORS</b>					
<b>Prefinished Wood Doors</b>					
3070 FLUSH WOOD DOOR - SOLID CORE	58.00	EA	300.00	17,400	0.17
3070 FLUSH WOOD DOOR - SOLID CORE FIRE RATED	240.00	EA	350.00	84,000	0.82
*** Total Prefinished Wood Doors				101,400	0.99
** Total 08.06 - WOOD DOORS				101,400	0.99
<b>08.07 - PREASSEMBLED DOOR UNITS</b>					
<b>Preassembled Wood Door Units</b>					
3070 PRE-HUNG DOOR	4.00	EA	150.00	600	0.01
4070 PRE-HUNG DOOR BIFOLD	1.00	EA	170.00	170	
5070 PRE-HUNG DOOR BIFOLD	4.00	EA	190.00	760	0.01
*** Total Preassembled Wood Door Units				1,530	0.01
** Total 08.07 - PREASSEMBLED DOOR UNITS				1,530	0.01
<b>08.08 - ACCESS DOORS</b>					
<b>Wall Access Doors</b>					
24"x24" FLUSH ACCESS PANEL FIRE RATED	110.00	EA	250.00	27,500	0.27
*** Total Wall Access Doors				27,500	0.27
** Total 08.08 - ACCESS DOORS				27,500	0.27
<b>08.28 - GLASS &amp; GLAZING</b>					
<b>Glass Doors &amp; Entrances</b>					
PAIR ALUMINUM ENTRANCE DOOR & FRAME-(2)3370	1.00	PAIR	5,800.00	5,800	0.06
ALUMINUM ENTRANCE DOOR & FRAME - 3670 INTERIOR - NONE SHOWN FOR RE-SD		EA	2,800.00		
*** Total Glass Doors & Entrances				5,800	0.06
<b>Aluminum Punch Windows</b>					
ALUMINUM PUNCH WINDOW - PEERLESS	7,206.00	SF	50.00	360,300	3.52
4070 ALUMINUM PUNCH WINDOW - PEERLESS	494	EA			
*** Total Aluminum Punch Windows				360,300	3.52

**North Building**

Description	Quantity	UM	Unit Cost	TotalCost	\$/SF
<b>Storefront Window Systems</b>					
STOREFRONT GLAZING SYSTEMS - INTERIOR	188.00	SF	45.00	8,460	0.08
*** Total Storefront Window Systems				<b>8,460</b>	<b>0.08</b>
<b>Curtain Wall Systems</b>					
7 1/2" CURTAINWALL SYSTEM W/ 1" INSULATED GLASS	750.00	SF	78.00	58,500	0.57
*** Total Curtain Wall Systems				<b>58,500</b>	<b>0.57</b>
<b>Curtain Wall Systems Premiums</b>					
*****METAL PANELS PREMIUM BY CURTAINWALL CONTRACTOR	106.00	SF	20.00	2,120	0.02
*** Total Curtain Wall Systems Premiums				<b>2,120</b>	<b>0.02</b>
<b>Interior Glass in Doors</b>					
TEMPERED GLASS IN DOORS (MEDIUM SIZE)	16.00	EA	150.00	2,400	0.02
FIRE GLASS IN DOORS (SMALL SIZE) (NEED TO UPDATE TO NEW RE-SD QUANTITIES)	27.00	EA	750.00	20,250	0.20
*** Total Interior Glass in Doors				<b>22,650</b>	<b>0.22</b>
<b>Mirrors</b>					
NON-FRAMED MIRRORS	1,465.00	SF	17.00	24,905	0.24
*** Total Mirrors				<b>24,905</b>	<b>0.24</b>
<b>Glass and Glazing Scope Items</b>					
TESTING OF WINDOW SYSTEMS	1.00	LS	25,000.00	25,000	0.24
*** Total Glass and Glazing Scope Items				<b>25,000</b>	<b>0.24</b>
** Total 08.28 - GLASS & GLAZING				<b>507,735</b>	<b>4.96</b>
<b>08.34 - FINISH HARDWARE</b>					
<b>Hardware Sets</b>					
ADA HARDWARE	83.00	EA	640.00	53,120	0.52
BIFOLD HARDWARE	5.00	EA	90.00	450	
PREHUNG HARDWARE	4.00	EA	640.00	2,560	0.03
HARDWARE	250.00	EA	640.00	160,000	1.56
*** Total Hardware Sets				<b>216,130</b>	<b>2.11</b>
** Total 08.34 - FINISH HARDWARE				<b>216,130</b>	<b>2.11</b>
<b>08.38 - DOOR &amp; HARDWARE INSTALLATION</b>					
<b>Frame Distribution</b>					
DISTRIBUTE HOLLOW METAL FRAMES	333.00	EA	16.07	5,352	0.05
*** Total Frame Distribution				<b>5,352</b>	<b>0.05</b>
<b>Set Hollow Metal Doors</b>					
SET HOLLOW METAL DOORS	35.00	EA	43.82	1,534	0.01
*** Total Set Hollow Metal Doors				<b>1,534</b>	<b>0.01</b>
<b>Wood Door Distribution</b>					
DISTRIBUTE WOOD DOORS	298.00	EA	16.07	4,789	0.05
*** Total Wood Door Distribution				<b>4,789</b>	<b>0.05</b>
<b>Set Wood Doors</b>					
SET WOOD DOORS	298.00	EA	43.82	13,059	0.13
*** Total Set Wood Doors				<b>13,059</b>	<b>0.13</b>
<b>Set Preassembled Doors</b>					
HANG PREASSEMBLED DOORS	9.00	EA	10.96	99	
*** Total Set Preassembled Doors				<b>99</b>	
<b>Install Hardware Sets</b>					
LABOR TO SET \$ 50.00 (PREHUNG)	4.00	EA	81.15	325	
LABOR TO SET \$ 75.00 (BIFOLD)	5.00	EA	121.72	609	0.01
LABOR TO SET \$ 100.00 (HARDWARE)	250.00	EA	162.30	40,575	0.40
LABOR TO SET \$ 200.00 (ADA)	83.00	EA	324.60	26,942	0.26
*** Total Install Hardware Sets				<b>68,450</b>	<b>0.67</b>
** Total 08.38 - DOOR & HARDWARE INSTALLATION				<b>93,282</b>	<b>0.91</b>

## North Building

Description	Quantity	UM	Unit Cost	TotalCost	\$/SF
<b>09.01 - PLASTER</b>					
<b>Plaster Ceilings</b>					
PLASTER SOFFITS @ SOFFITS BELOW CLAY TILE ROOFS - NONE SHOWN FOR RE-SD		SF			
<b>*** Total Plaster Ceilings</b>					
<b>Plaster Walls</b>					
PLASTER WALL COLORS A,B,C*	56,856.00	SF	13.00	739,128	7.22
PLASTER WALL - ADDITIONAL TEXTURING PREMIUM - MEDIUM	46,647.00	SF	0.78	36,385	0.36
PLASTER WALL - ADDITIONAL TEXTURING PREMIUM - SMOOTH	10,209.00	SF	0.95	9,699	0.09
INCLUDES SCAFFOLD FOR PLASTER AND EIFS	56,856.00	SF	2.15	122,240	1.19
<b>*** Total Plaster Walls</b>					
				<b>907,452</b>	<b>8.87</b>
<b>EIFS Walls</b>					
EIFS BANDING - 2" WIDE	709.00	LF	12.00	8,508	0.08
EIFS BANDING - SILLS A,B,C (ASSUMING ALL WINDOWS IN PLASTER HAVE SILLS)	799.00	LF	5.00	3,995	0.04
EIFS BANDING - SILLS BANDING - COLOR A,B,C MEDIUM TEXTURE	1,080.00	LF	25.00	27,000	0.26
EIFS BANDING 1'4" WIDE	488.00	LF	10.00	4,880	0.05
<b>*** Total EIFS Walls</b>					
				<b>44,383</b>	<b>0.43</b>
<b>** Total 09.01 - PLASTER</b>					
				<b>951,835</b>	<b>9.30</b>
<b>09.02 - DRYWALL</b>					
<b>Millwork Blocking</b>					
MILLWORK - 1 x 6 FIRE TREATED WOOD BLOCKING (# X 2 +10%)	6,719.00	LF	2.71	18,175	0.18
<b>*** Total Millwork Blocking</b>					
				<b>18,175</b>	<b>0.18</b>
<b>Window Blocking</b>					
WINDOW BLOCKING - FIRE TREATED PLYWOOD - 1/2" (# X 2 +10%)	6,600.00	SF	2.85	18,797	0.18
WINDOW BLOCKING - 2 x 4 FIRE TREATED WOOD BLOCKING	5,940.00	LF	2.93	17,375	0.17
<b>*** Total Window Blocking</b>					
				<b>36,172</b>	<b>0.35</b>
<b>Toilet Accessory Blocking</b>					
TOILET ACCESSORY - 1 x 6 FIRE TREATED WOOD BLOCKING	2,256.00	LF	2.71	6,103	0.06
<b>*** Total Toilet Accessory Blocking</b>					
				<b>6,103</b>	<b>0.06</b>
<b>Toilet Partition Blocking</b>					
TOILET PARTITION - 1 x 6 FIRE TREATED WOOD BLOCKING (14LF/PER)	2,464.00	LF	2.71	6,665	0.07
<b>*** Total Toilet Partition Blocking</b>					
				<b>6,665</b>	<b>0.07</b>
<b>Insulation Batts</b>					
BATT INSULATION	73,416.00	SF	0.85	62,404	0.61
<b>*** Total Insulation Batts</b>					
				<b>62,404</b>	<b>0.61</b>
<b>Exterior Gypboard Partitions</b>					
EXTERIOR WALL ENGINEERING & DESIGN CALCS	1.00	LS	5,000.00	5,000	0.05
TO 11' - 4" -16 GA.6"STUDS@16", EXT.SHEATH,INT. GYP	3,841.00	LF	98.00	376,418	3.68
TO 8' - 4" -16 GA.6"STUDS@16", EXT.SHEATH,INT. GYP - STAIR TOWER	69.00	LF	95.00	6,555	0.06
TO 13' - 4" -16 GA.6"STUDS@16", EXT.SHEATH,INT. GYP	895.00	LF	130.00	116,350	1.14
TO 2' -16 GA.6"STUDS@16", EXT.SHEATH,INT. GYP - PARAPET	189.00	LF	35.00	6,615	0.06
TO 4' -16 GA.6"STUDS@16", EXT.SHEATH,INT. GYP - PARAPET	883.00	LF	55.00	48,565	0.47
TO 12' -16 GA.6"STUDS@16", EXT.SHEATH,INT. GYP - BASEMENT	96.00	LF	119.00	11,424	0.11
TO 15' - 4" -16 GA.6"STUDS@16", EXT.SHEATH,INT. GYP	803.00	LF	135.00	108,405	1.06
<b>*** Total Exterior Gypboard Partitions</b>					
				<b>679,332</b>	<b>6.64</b>

## North Building

Description	Quantity	UM	Unit Cost	TotalCost	\$/SF
<b>Interior Partitions to Deck, One Layer Ea Side</b>					
TYPE A TO 11' - 4" -20 GA.3 5/8"@16",1 EA 5/8"GYP EA. SIDE	1,027.00	LF	57.45	59,001	0.58
TYPE A TO 12' -20 GA. 8"@16",1 EA 5/8"GYP EA. SIDE	76.00	LF	65.00	4,940	0.05
TYPE A TO 13' - 4" -20 GA.3 5/8"@16",1 EA 5/8"GYP EA. SIDE	257.00	LF	65.00	16,705	0.16
TYPE A TO 15' - 4" -20 GA.3 5/8"@16",1 EA 5/8"GYP EA. SIDE	433.00	LF	75.47	32,679	0.32
TYPE FR1B - TO 11' 4" -20 GA.6"@16",1 EA 5/8"GYP EA. SIDE - 30 MIN RATED - ADDITIONAL LAYER CORRIDOR SIDE	2,272.00	LF	85.00	193,120	1.89
TYPE FR1B - TO 13' - 4" -20 GA.6"@16",1 EA 5/8"GYP EA. SIDE - 30 MIN RATED - ADDITIONAL LAYER CORRIDOR SIDE	568.00	LF	115.00	65,320	0.64
TYPE A TO 15' - 4" -20 GA.8"@16",1 EA 5/8"GYP EA. SIDE	364.00	LF	100.00	36,400	0.36
TYPE A TO 11' - 4" -20 GA.8"@16",1 EA 5/8"GYP EA. SIDE	34.00	LF	90.00	3,060	0.03
TYPE A TO 11' - 4" -20 GA.8"@16",1 EA 5/8"GYP EA. SIDE	25.00	LF	97.00	2,425	0.02
TYPE A TO 13' - 4" -20 GA.11"@16",1 EA 5/8"GYP EA. SIDE	12.00	LF	102.00	1,224	0.01
TYPE A TO 15' - 4" -20 GA.11"@16",1 EA 5/8"GYP EA. SIDE	3.00	LF	109.00	327	
TYPE FR1B - TO 15' - 4" -20 GA.6"@16",1 EA 5/8"GYP EA. SIDE - 30 MIN RATED - ADDITIONAL LAYER CORRIDOR SIDE	264.00	LF	126.00	33,264	0.33
<b>*** Total Interior Partitions to Deck, One</b>				<b>448,465</b>	<b>4.38</b>
<b>Interior Partitions to Deck, Two Layers Ea Side</b>					
TYPE FR1 - TO 11' - 4" -20 GA.3 5/8"@16",1 EA 5/8"GYP EA. SIDE - 1 HOUR FIRE RATED	2,460.00	LF	58.80	144,648	1.41
TYPE FR1 - TO 13' 4" - 20 GA.3 5/8"@16",1 EA 5/8"GYP EA. SIDE - 1 HOUR FIRE RATED	615.00	LF	69.00	42,435	0.41
TYPE FR2A - TO 11' - 4" -20 GA.3 5/8"@16",2 EA 5/8"GYP EA. SIDE - 2 HOUR FIRE RATED	1,946.00	LF	85.00	165,410	1.62
TYPE FR2A - TO 11' - 4" -20 GA.6"@16",2 EA 5/8"GYP EA. SIDE - 2 HOUR FIRE RATED	778.00	LF	95.00	73,910	0.72
TYPE FR1 - TO 15' - 4" -20 GA.3 5/8"@16",1 EA 5/8"GYP EA. SIDE - 1 HOUR FIRE RATED	285.00	LF	77.00	21,945	0.21
TYPE FR2A - TO 15' -4" -20 GA.3 5/8"@16",2 EA 5/8"GYP EA. SIDE - 2 HOUR FIRE RATED - CHANGED TO 6" WALLS	LF		120.00		
TYPE FR2A - TO 15' -4" -20 GA.6"@16",2 EA 5/8"GYP EA. SIDE - 2 HOUR FIRE RATED	362.00	LF	130.00	47,060	0.46
TYPE FR2A - TO 13' - 4" -20 GA.3 5/8"@16",2 EA 5/8"GYP EA. SIDE - 2 HOUR FIRE RATED	486.00	LF	85.00	41,310	0.40
TYPE FR2A - TO 13' - 4" -20 GA.6"@16",2 EA 5/8"GYP EA. SIDE - 2 HOUR FIRE RATED	194.00	LF	95.00	18,430	0.18
TYPE FR1A - TO 15' - 4" -20 GA.6"@16",1 EA 5/8"GYP EA. SIDE - 1 HOUR FIRE RATED	53.00	LF	102.00	5,406	0.05
<b>*** Total Interior Partitions to Deck, Two</b>				<b>560,554</b>	<b>5.48</b>
<b>Chase Walls, Two Layers Ea Side</b>					
TYPE FR2 - 2 TO 11'-4"-20 GA.3 5/8"@16",2 EA 5/8"GYP EA. FINISH SIDE - 2 HOUR FIRE RATED	574.00	LF	128.00	73,472	0.72
TYPE FR2 - 2 TO 13' - 4" -20 GA.3 5/8"@16",2 EA 5/8"GYP EA. FINISH SIDE - 2 HOUR FIRE RATED	143.00	LF	139.00	19,877	0.19
TYPE FR2 - 2 TO 15'-4"-20 GA.3 5/8"@16",2 EA 5/8"GYP EA. FINISH SIDE - 2 HOUR FIRE RATED	82.00	LF	147.00	12,054	0.12
<b>*** Total Chase Walls, Two Layers Ea Side</b>				<b>105,403</b>	<b>1.03</b>
<b>Furred Walls, One Layer on Finish Side</b>					
TYPE F - TO 11' 4" -20 GA.2 1/2"@16",1 EA 5/8"GYP FINISH SIDE	1,269.00	LF	32.00	40,608	0.40
TYPE F - TO 12' -20 GA.2 1/2"@16",1 EA 5/8"GYP FINISH SIDE	88.00	LF	35.00	3,080	0.03
TYPE F - TO 13' -4" -20 GA.2 1/2"@16",1 EA 5/8"GYP FINISH SIDE	321.00	LF	38.00	12,198	0.12
TYPE F - TO 15'-4" -20 GA.2 1/2"@16",1 EA 5/8"GYP FINISH SIDE	363.00	LF	40.00	14,520	0.14
<b>*** Total Furred Walls, One Layer on Finis</b>				<b>70,406</b>	<b>0.69</b>

**North Building**

Description	Quantity	UM	Unit Cost	TotalCost	\$/SF
<b>Stub Walls</b>					
STUB WALL TYP A TO 4' -20 GA.3 5/8"@16",1 EA 5/8"GYP EA. SIDE @ WASHER ROOMS	23.00	LF	33.00	759	0.01
STUB WALL TYP A TO 6' -20 GA.3 5/8"@16",1 EA 5/8"GYP EA. SIDE @ COUNTER	10.00	LF	44.00	440	
<b>*** Total Stub Walls</b>				<b>1,199</b>	<b>0.01</b>
<b>Other Gyp Board Partitions</b>					
PREMIUM TO USE 5/8" CEMENT TILE BACKER (FROM TYPE X) (NEED TO UPDATE TO NEW 50% DD TILE QUANTITIES)	807.00	SF	1.35	1,089	0.01
<b>*** Total Other Gyp Board Partitions</b>				<b>1,089</b>	<b>0.01</b>
<b>Drywall Ceilings</b>					
DRYWALL CEILING - 1 LAYER GYP TO 11'-4" HEIGHT	1,412.00	SF	5.00	7,060	0.07
DRYWALL CEILING - 1 LAYER GYP TO 9' HEIGHT	9,999.00	SF	4.50	44,996	0.44
<b>*** Total Drywall Ceilings</b>				<b>52,056</b>	<b>0.51</b>
<b>Drywall Furrdowns</b>					
FURRDOWN - 2' WIDE @ 6" @ CIRCULAR FURRDOWN	78.00	SF	35.00	2,730	0.03
FURRDOWN - 2' WIDE @ 6" @ LOBBIES AND CORRIDORS	1,362.00	LF	25.00	34,050	0.33
FURRDOWN - 2' WIDE @ INTERIOR STORE FRONT	16.00	LF	55.00	880	0.01
FURRDOWN - 2' WIDE @ UPPERS	100.00	LF	55.00	5,500	0.05
FURRDOWN - 2' WIDE @ WASHER ROOM	23.00	LF	55.00	1,265	0.01
FURRDOWN - 2'-4" VERTICAL GYP PIECES	3,922.00	SF	0.85	3,334	0.03
FURRDOWN - 4' 10" WIDE @ DORM ROOMS FOR VENTS	1,848.00	LF	60.00	110,880	1.08
<b>*** Total Drywall Furrdowns</b>				<b>158,639</b>	<b>1.55</b>
<b>Sealants by Drywall</b>					
ACOUSTICAL SEALANT	22,010.00	LF	1.75	38,517	0.38
<b>*** Total Sealants by Drywall</b>				<b>38,517</b>	<b>0.38</b>
<b>Insulation by Drywall</b>					
ACOUSTICAL WALL INSULATION - 2 "	192,135.00	SF	0.55	105,674	1.03
<b>*** Total Insulation by Drywall</b>				<b>105,674</b>	<b>1.03</b>
<b>Gyp Board Accessories</b>					
STENCIL FIRE WALLS ABOVE CEILING - EVERY 10' OF RATED WALL	1,109.00	EA	5.00	5,545	0.05
<b>*** Total Gyp Board Accessories</b>				<b>5,545</b>	<b>0.05</b>
<b>Acoustical Ceilings</b>					
STANDARD 2 x 2 ACOUSTICAL CEILING	9,918.00	SF	3.75	37,193	0.36
STANDARD 2 x 2 ACOUSTICAL CEILING - OMIT AT STUDENT CORRIDORS	-8,488.00	SF	3.75	-31,830	-0.31
STANDARD 2 x 4 ACOUSTICAL CEILING	507.00	SF	3.50	1,775	0.02
<b>*** Total Acoustical Ceilings</b>				<b>7,137</b>	<b>0.07</b>
<b>** Total 09.02 - DRYWALL</b>				<b>2,363,535</b>	<b>23.10</b>
<b>09.03 - TILE</b>					
<b>Waterproofing</b>					
WATERPROOFING MEMBRANE	1,283.00	SF	4.55	5,838	0.06
<b>*** Total Waterproofing</b>				<b>5,838</b>	<b>0.06</b>
<b>Ceramic tile</b>					
FLOOR TILE - 2x2*	1,283.00	SF	8.00	10,264	0.10
TILE - BASE*	654.00	LF	10.00	6,540	0.06
WALL TILE - SPANISH TILE @ KITCHENETTE*	475.00	SF	15.00	7,125	0.07
WALL TILE - STOVE BACKSPLASH*	8.00	SF	18.00	144	
WALL TILE - SUBWAY TILE* - FULL HEIGHT AT ADA APARTMENT SHOWERS	4,494.00	SF	12.00	53,928	0.53



**North Building**

Description	Quantity	UM	Unit Cost	TotalCost	\$/SF
WALL TILE - SUBWAY TILE* - WAINSCOT AT RESTROOM WET WALLS	3,376.00	SF	12.00	40,512	0.40
<b>*** Total Ceramic tile</b>				<b>118,513</b>	<b>1.16</b>
<b>Tile Scope Items</b>					
EPOXY GROUT	9,636.00	SF	1.50	14,454	0.14
MOISTURE LIMITER	1,283.00	SF	1.00	1,283	0.01
FLOOR PROTECTION	1,283.00	SF	1.03	1,319	0.01
<b>*** Total Tile Scope Items</b>				<b>17,056</b>	<b>0.17</b>
<b>** Total 09.03 - TILE</b>				<b>141,407</b>	<b>1.38</b>
<b>09.07 - CARPET, VINYL FLOORING, &amp; BASE</b>					
<b>VCT</b>					
VCT - LUXURY VINYL TILE*	995.00	SF	7.85	7,811	0.08
<b>*** Total VCT</b>				<b>7,811</b>	<b>0.08</b>
<b>Carpet Tile</b>					
CARPET TILE - \$30/SY MATERIAL*	4,046.00	SF	3.68	14,901	0.15
<b>*** Total Carpet Tile</b>				<b>14,901</b>	<b>0.15</b>
<b>Resilient Base</b>					
RESILIENT BASE - 4"*	24,326.00	LF	1.10	26,759	0.26
<b>*** Total Resilient Base</b>				<b>26,759</b>	<b>0.26</b>
<b>** Total 09.07 - CARPET, VINYL FLOORING, &amp;</b>				<b>49,471</b>	<b>0.48</b>
<b>09.10 - EPOXY FLOORING</b>					
<b>Epoxy Flooring</b>					
SEAMLESS EPOXY FLOORING*	8,310.00	SF	12.50	103,875	1.02
SEAMLESS EPOXY FLOORING INTEGRAL BASE*	3,068.00	LF	6.25	19,175	0.19
<b>*** Total Epoxy Flooring</b>				<b>123,050</b>	<b>1.20</b>
<b>Epoxy Flooring Scope Items</b>					
MOISTURE LIMITER	8,310.00	SF	1.00	8,310	0.08
FLOOR PROTECTION	8,310.00	SF	1.03	8,525	0.08
<b>*** Total Epoxy Flooring Scope Items</b>				<b>16,835</b>	<b>0.16</b>
<b>** Total 09.10 - EPOXY FLOORING</b>				<b>139,885</b>	<b>1.37</b>
<b>09.12 - PAINTING</b>					
<b>Surface Preparation</b>					
INCLUDES CLEANING SUBSTRATE	66,674.00	SF	0.10	6,667	0.07
<b>*** Total Surface Preparation</b>				<b>6,667</b>	<b>0.07</b>
<b>Concrete Sealer</b>					
CONCRETE SEALER - TWO COATS - BACK OF HOUSE	10,204.00	SF	1.40	14,286	0.14
CONCRETE SEALER - TWO COATS - KNUCKLE KITCHEN	322.00	SF	1.40	451	
CONCRETE SEALER - TWO COATS - SERVICE STAIRS	1.00	SF	1.40	1	
CONCRETE SEALER - TWO COATS - STUDENT UNITS	42,428.00	SF	1.40	59,399	0.58
CONCRETE SEALER - TWO COATS - UNIT CORRIDORS	13,720.00	SF	1.40	19,208	0.19
<b>*** Total Concrete Sealer</b>				<b>93,345</b>	<b>0.91</b>
<b>Wallcoverings</b>					
VINYL WALL COVERING - SF ALLOWANCE PER NARRATIVE	200.00	SF	15.00	3,000	0.03
<b>*** Total Wallcoverings</b>				<b>3,000</b>	<b>0.03</b>
<b>Paint Drywall</b>					
PAINT DRYWALL PARTITIONS	323,192.00	SF	0.45	145,436	1.42
PAINT DRYWALL CEILINGS	11,411.00	SF	0.45	5,135	0.05
EPOXY PAINT DRYWALL PARTITIONS	48,438.00	SF	0.80	38,750	0.38
EPOXY PAINT DRYWALL CEILINGS	10,460.00	SF	0.80	8,368	0.08
<b>*** Total Paint Drywall</b>				<b>197,690</b>	<b>1.93</b>
TSUS Board of Regents Quarterly Meeting			499		
May 23-24, 2019					

## North Building

Description	Quantity UM	Unit Cost	TotalCost	\$/SF
<b>Paint Concrete</b>				
PAINT CONCRETE CEILINGS	51,039.00 SF	1.15	58,695	0.57
*** Total Paint Concrete			<b>58,695</b>	<b>0.57</b>
<b>Paint Doors &amp; Frames</b>				
PAINT HOLLOW METAL FRAMES (NEED TO UPDATE TO NEW DD QUANTITIES)	168.00 EA	50.00	8,400	0.08
PAINT HOLLOW METAL DOORS (NEED TO UPDATE TO NEW DD QUANTITIES)	168.00 EA	50.00	8,400	0.08
PAINT HOLLOW METAL DOORS - ACCESS DOORS (NEED TO UPDATE TO NEW DD QUANTITIES)	160.00 EA	28.00	4,480	0.04
*** Total Paint Doors & Frames			<b>21,280</b>	<b>0.21</b>
<b>Paint Steel Members</b>				
PAINT STEEL HANDRAIL	1,378.00 LF	7.50	10,335	0.10
*** Total Paint Steel Members			<b>10,335</b>	<b>0.10</b>
<b>Paint Preparation</b>				
TAPE & FLOAT BY PAINTER	393,501.00 SF	0.55	216,426	2.12
*** Total Paint Preparation			<b>216,426</b>	<b>2.12</b>
** Total 09.12 - PAINTING			<b>607,438</b>	<b>5.94</b>
<b>09.16 - POLISHED CONCRETE</b>				
<b>Concrete Sealer</b>				
POLISHED CONCRETE * - PUBLIC CORRIDORS	1,036.00 SF	9.00	9,324	0.09
*** Total Concrete Sealer			<b>9,324</b>	<b>0.09</b>
** Total 09.16 - POLISHED CONCRETE			<b>9,324</b>	<b>0.09</b>
<b>10.01 - VISUAL DISPLAY BOARDS</b>				
<b>Markerboards</b>				
MARKERBOARD - 4'x4'	5.00 EA	399.00	1,995	0.02
MARKERBOARD - 4'x8'	20.00 EA	545.00	10,900	0.11
*** Total Markerboards			<b>12,895</b>	<b>0.13</b>
<b>Tackboards</b>				
MAGNETIC TACKBOARD - 4'x8'	50.00 EA	1,075.00	53,750	0.53
*** Total Tackboards			<b>53,750</b>	<b>0.53</b>
** Total 10.01 - VISUAL DISPLAY BOARDS			<b>66,645</b>	<b>0.65</b>
<b>10.03 - TOILET COMPARTMENTS</b>				
<b>Plastic Toilet Compartments</b>				
FULL HEIGHT HDPE SHOWER COMPARTMENTS*	66.00 EA	845.00	55,770	0.55
FULL HEIGHT HDPE TOILET COMPARTMENTS*	66.00 EA	845.00	55,770	0.55
FULL HEIGHT HDPE HANDICAP SHOWER COMPARTMENTS*	22.00 EA	960.00	21,120	0.21
FULL HEIGHT HDPE HANDICAP TOILET COMPARTMENTS*	22.00 EA	960.00	21,120	0.21
*** Total Plastic Toilet Compartments			<b>153,780</b>	<b>1.50</b>
<b>Install Toilet Compartments</b>				
INSTALL TOILET/SHOWER PARTITIONS	176.00 EA	124.46	21,906	0.21
*** Total Install Toilet Compartments			<b>21,906</b>	<b>0.21</b>
** Total 10.03 - TOILET COMPARTMENTS			<b>175,686</b>	<b>1.72</b>
<b>10.05 - WALL PROTECTION</b>				
<b>Plastic Wall Protection</b>				
FLUSH MOUNT CORNER GUARDS - 8"	112.00 EA	78.00	8,736	0.09
SOLID PLASTIC WALL PROTECTION	1,200.00 SF	3.61	4,335	0.04
*** Total Plastic Wall Protection			<b>13,071</b>	<b>0.13</b>
<b>Install Wall Protection</b>				
INSTALL CORNER GUARDS*	112.00 EA	43.21	4,840	0.05
INSTALL BOARD OF REGENTS QUARTERLY MEETING	1,200.00 SF	500	5,926	0.06
*** Total 10.05 - WALL PROTECTION			<b>10,766</b>	<b>0.11</b>

## North Building

Description	Quantity	UM	Unit Cost	TotalCost	\$/SF
<b>** Total 10.05 - WALL PROTECTION</b>				<b>23,837</b>	<b>0.23</b>
<b>10.08 - SIGNAGE</b>					
<b>Interior Signage</b>					
BATHROOM SIGN - 9" X 3"	32.00	EA	70.00	2,240	0.02
ELEVATOR EGRESS PLAQUE - 9" X 3"	18.00	EA	70.00	1,260	0.01
GUEST BATHROOM SIGN - 9" X 3"	4.00	EA	70.00	280	
MAX OCCUPANCY PLAQUE - 9" X 3"	12.00	EA	70.00	840	0.01
RECYCLE ID - 9" X 3"	20.00	EA	70.00	1,400	0.01
ROOM NAME - 9" X 3"	282.00	EA	70.00	19,740	0.19
ROOM NUMBER - 9" X 3"	287.00	EA	70.00	20,090	0.20
STAIR PLAQUE - 9" X 3"	12.00	EA	70.00	840	0.01
TRASH ID - 9" X 3"	22.00	EA	70.00	1,540	0.02
CORRIDOR DIRECTIONAL - 9" X 9"	12.00	EA	80.00	960	0.01
LOBBY DIRECTIONAL - 9" X 9"	2.00	EA	80.00	160	
ADD FOR BRAILLE	689.00	EA	25.00	17,225	0.17
<b>*** Total Interior Signage</b>				<b>66,575</b>	<b>0.65</b>
<b>** Total 10.08 - SIGNAGE</b>				<b>66,575</b>	<b>0.65</b>
<b>10.10 - FIRE PROTECTION SPECIALTIES</b>					
<b>Fire Extinguisher Cabinets</b>					
FIRE EXTINGUISHER W/CABINET	40.00	EA	220.00	8,800	0.09
<b>*** Total Fire Extinguisher Cabinets</b>				<b>8,800</b>	<b>0.09</b>
<b>Install Fire Protection Specialties</b>					
INSTALL FIRE EXTINGUISHER WITH CABINET	40.00	EA	32.26	1,290	0.01
<b>*** Total Install Fire Protection Specialt</b>				<b>1,290</b>	<b>0.01</b>
<b>** Total 10.10 - FIRE PROTECTION SPECIALTI</b>				<b>10,090</b>	<b>0.10</b>
<b>10.16 - STORAGE SHELIVING</b>					
<b>Metal Storage Shelving</b>					
METAL STORAGE SHELIVING- 3'x6'x30"	17.00	EA	170.00	2,890	0.03
<b>*** Total Metal Storage Shelving</b>				<b>2,890</b>	<b>0.03</b>
<b>** Total 10.16 - STORAGE SHELIVING</b>				<b>2,890</b>	<b>0.03</b>
<b>10.17 - TOILET ACCESSORIES</b>					
<b>Grab Bars</b>					
GB1 - GRAB BARS -ADA TOILET	34.00	EA	70.00	2,380	0.02
GB3 - GRAB BARS - 36" SATIN FINISH, EXPOSED MTD.	33.00	EA	29.50	974	0.01
GB2 - GRAB BARS - 48" SATIN FINISH, EXPOSED MTD.	66.00	EA	40.00	2,640	0.03
<b>*** Total Grab Bars</b>				<b>5,994</b>	<b>0.06</b>
<b>Paper Towel Dispensers</b>					
PAPER TOWEL DISPENSER, SURFACE MTD - OFCI	56.00	EA			
<b>*** Total Paper Towel Dispensers</b>					
<b>Toilet Paper Dispensers</b>					
TOILET TISSUE DISPENSER, EXPOSED, SURFACE MTD - OFCI	102.00	EA			
<b>*** Total Toilet Paper Dispensers</b>					
<b>Napkin/Vendor Dispensers</b>					
NAPKIN/TAMPON VENDOR SURFACE MTD - NONE REQUIRED	35.00	EA			
<b>*** Total Napkin/Vendor Dispensers</b>					
<b>Sanitary Napkin Disposals</b>					
RECESSED BATHROOM WASTE - OFCI	35.00	EA			
SANITARY NAPKIN DISPOSAL SURFACE MTD - NONE REQUIRED	66.00	EA			
<b>*** Total Sanitary Napkin Disposals</b>					
<b>Soap Dispensers</b>					
TSUS Board of Regents Quarterly Meeting			501		
SOAP DISPENSER, SURFACE MTD - OFCI	98.00	EA			
<b>*** Total Soap Dispensers</b>					

**Soap Dispensers**

TSUS Board of Regents Quarterly Meeting

501

SOAP DISPENSER, SURFACE MTD - OFCI

98.00 EA

**\*\*\* Total Soap Dispensers**

## North Building

Description	Quantity	UM	Unit Cost	TotalCost	\$/SF
<b>Shower Seats</b>					
SHOWER SEAT - PHENOLIC	33.00	EA	325.00	10,725	0.10
*** Total Shower Seats				10,725	0.10
<b>Shower Curtains &amp; Rods</b>					
SHOWER CURTAIN ROD 39"	84.00	EA	25.00	2,100	0.02
SHOWER CURTAIN ROD 48"	11.00	EA	30.00	330	
SHOWER CURTAIN ROD 60"	5.00	EA	40.00	200	
SHOWER CURTAIN 39" X 72"	84.00	EA	30.00	2,520	0.02
SHOWER CURTAIN 48" X 72"	16.00	EA	35.00	560	0.01
SHOWER CURTAIN 60" X 72"	5.00	EA	45.00	225	
*** Total Shower Curtains & Rods				5,935	0.06
<b>Mirrors</b>					
FRAMED MIRROR 24x36	12.00	EA	100.00	1,200	0.01
FRAMELESS MIRROR 24x36	128.00	EA	100.00	12,800	0.13
*** Total Mirrors				14,000	0.14
<b>Mop Holders</b>					
MOP HOLDER, SS 3 HOLDERS 24"L	6.00	EA	84.00	504	
*** Total Mop Holders				504	
<b>Robe &amp; Hat Hooks</b>					
ROBE HOOK, HVY DUTY, SINGLE	276.00	EA	17.00	4,692	0.05
*** Total Robe & Hat Hooks				4,692	0.05
<b>Install Toilet Accessories</b>					
INSTALL GRAB BARS	113.00	EA	16.13	1,823	0.02
INSTALL PAPER TOWEL DISPENSERS SURFACE MTD	56.00	EA	16.13	903	0.01
INSTALL TOILET TISSUE DISPENSER	102.00	EA	24.19	2,468	0.02
INSTALL NAPKIN/TAMPON DISPENSER	35.00	EA			
INSTALL NAPKIN/TAMPON DISPOSAL	66.00	EA			
INSTALL RECESSED BATHROOM WASTE	35.00	EA			
INSTALL SOAP DISPENSER	106.00	EA	16.13	1,710	0.02
INSTALL SHOWER SEATS	33.00	EA	32.26	1,065	0.01
INSTALL SHOWER CURTAIN ROD	97.00	EA	16.13	1,565	0.02
INSTALL SHOWER CURTAIN	97.00	EA	16.13	1,565	0.02
INSTALL MIRROR - SMALL	140.00	EA	16.13	2,258	0.02
INSTALL MOP HOLDER	6.00	EA	16.13	97	
INSTALL RAG HOOK	17.00	EA	8.06	137	
INSTALL ROBE/CLOTHES HOOK	276.00	EA	8.06	2,226	0.02
*** Total Install Toilet Accessories				15,815	0.15
** Total 10.17 - TOILET ACCESSORIES				57,664	0.56
<b>11.08 - RESIDENTIAL APPLIANCES</b>					
<b>Residential Appliances</b>					
REFRIGERATOR/FREEZER	2.00	EA	1,150.00	2,300	0.02
DISHWASHER	2.00	EA	580.00	1,160	0.01
MICROWAVE	7.00	EA	300.00	2,100	0.02
OVEN	2.00	EA	625.00	1,250	0.01
ICEMAKER	1.00	EA	6,250.00	6,250	0.06
*** Total Residential Appliances				13,060	0.13
<b>Install Residential Appliances</b>					
INSTALL REFRIGERATOR/FREEZER	2.00	EA	43.21	86	
INSTALL DISHWASHER	2.00	EA	43.21	86	
INSTALL MICROWAVE	7.00	EA	43.21	302	
INSTALL OVEN	2.00	EA	43.21	86	
INSTALL ICEMAKER	1.00	EA	43.21	43	
*** Total Install Residential Appliances				605	0.01
** Total 11.08 - RESIDENTIAL APPLIANCES				13,665	0.13
<b>12.04 - FLOOR MATS AND FRAMES</b>					
<b>Floor Mats, Frames &amp; Grates</b>					
4x8x1/2" PVC MAT FOR REGENTS QUARTERLY MEETING	1.00	EA	475.00	475	
*** Total 12.04 - FLOOR MATS, FRAMES & GRATES				475	

## North Building

Description	Quantity	UM	Unit Cost	TotalCost	\$/SF
<b>** Total 12.04 - FLOOR MATS AND FRAMES</b>				<b>475</b>	
<b>12.05 - BLINDS AND SHADES</b>					
<b>Blinds &amp; Shades</b>					
MINI BLINDS - 4x7*	229.00	EA	90.00	20,610	0.20
<b>*** Total Blinds &amp; Shades</b>				<b>20,610</b>	<b>0.20</b>
<b>Mecho Shades</b>					
MANUAL ROLLER SHADES*	856.00	SF	6.00	5,136	0.05
<b>*** Total Mecho Shades</b>				<b>5,136</b>	<b>0.05</b>
<b>** Total 12.05 - BLINDS AND SHADES</b>				<b>25,746</b>	<b>0.25</b>
<b>14.01 - ELEVATORS</b>					
<b>Traction Elevator</b>					
TRACTION PASSENGER ELEVATOR - 1 EA - 3500 LB	6.00	STOPS	27,500.00	165,000	1.61
TRACTION SERVICE ELEVATOR - 1 EA - 5000 LB	6.00	STOPS	30,500.00	183,000	1.79
<b>*** Total Traction Elevator</b>				<b>348,000</b>	<b>3.40</b>
<b>Elevators Scope Items</b>					
TEMPORARY USE OF ELEVATOR	3.00	MO	4,000.00	12,000	0.12
TEMPORARY PROTECTION OF ELEVATORS	1.00	LS	2,500.00	2,500	0.02
<b>*** Total Elevators Scope Items</b>				<b>14,500</b>	<b>0.14</b>
<b>** Total 14.01 - ELEVATORS</b>				<b>362,500</b>	<b>3.54</b>
<b>21.01 - FIRE PROTECTION</b>					
<b>Site Fire Suppression Piping</b>					
FIRE LINE - 6"	27.00	LF	40.00	1,080	0.01
<b>*** Total Site Fire Suppression Piping</b>				<b>1,080</b>	<b>0.01</b>
<b>Misc. Site Fire Suppression</b>					
FROM 5' OUTSIDE TO 6" AFF	1.00	LS	5,000.00	5,000	0.05
<b>*** Total Misc. Site Fire Suppression</b>				<b>5,000</b>	<b>0.05</b>
<b>Standpipes</b>					
C.I. STANDPIPE 3" DRAIN RISER	148.00	LF	122.48	18,127	0.18
C.I. STANDPIPE 4" CLASS 1 WET STANDPIPE	74.00	LF	187.00	13,838	0.14
C.I. STANDPIPE 6" CLASS 1 WET STANDPIPE	74.00	LF	225.75	16,706	0.16
<b>*** Total Standpipes</b>				<b>48,671</b>	<b>0.48</b>
<b>Sprinkler Systems</b>					
ORDINARY HAZARD GROUP 1 FIRE PROTECTION	12,156.00	SF	2.80	34,037	0.33
PENTHOUSE	333.00	SF	2.30	766	0.01
LIGHT HAZARD FIRE PROTECTION - INCLUDES 122 LF OF 6" MAIN LINE	83,264.00	SF	2.30	191,507	1.87
WALL MOUNTED FIRE DEPARTMENT CONNECTION W/ (4) 2-1/2" INLETS (PROVIDE SIGNAGE)	1.00	LS	5,000.00	5,000	0.05
WALL MOUNTED VALVED OUTLET W/ (4) 2-1/2" INLETS FIRE PUMP TEST HEADER	1.00	LS	5,000.00	5,000	0.05
<b>*** Total Sprinkler Systems</b>				<b>236,310</b>	<b>2.31</b>
<b>Fire Pumps</b>					
100 PSI AT 1000 GPM ELECTRIC HORIZONTAL SPLIT CASE FIRE PUMP W/ 100 HP ELEC MOTOR	1.00	LS	35,000.00	35,000	0.34
100 PSI AT 10 GPM JOCKEY PUMP	1.00	EA	3,000.00	3,000	0.03
FIRE PUMP CONTROLLER	1.00	EA	1,500.00	1,500	0.01
FIRE PUMP STATUS INDICATOR PANEL	1.00	EA	15,000.00	15,000	0.15
JOCKEY PUMP CONTROLLER	1.00	EA	1,500.00	1,500	0.01
PRESSURE REDUCING FLOOR CONTROL VALVE ASSEMBLY (FCVA)	6.00	EA	875.00	5,250	0.05
<b>*** Total Fire Pumps</b>				<b>61,250</b>	<b>0.60</b>
<b>Fire Suppression Scope Items</b>					
TSUS Board of Regents Quarterly Meeting DESIGN DRAWINGS AND ESTIMATIONS	1.00	LS	7,500.00	7,500	0.07
<b>*** Total Fire Suppression Scope Items</b>				<b>7,500</b>	<b>0.07</b>

## North Building

Description	Quantity	UM	Unit Cost	TotalCost	\$/SF
<b>** Total 21.01 - FIRE PROTECTION</b>				<b>359,810</b>	<b>3.52</b>
<b>22.01 - PLUMBING</b>					
<b>Subcontractor</b>					
OVERHEAD AND SUPERVISION	23.00	MO	18,000.00	414,000	4.05
<b>*** Total Subcontractor</b>				<b>414,000</b>	<b>4.05</b>
<b>Site Plumbing Structures</b>					
LINT INTERCEPTOR	1.00	EA	15,000.00	15,000	0.15
<b>*** Total Site Plumbing Structures</b>				<b>15,000</b>	<b>0.15</b>
<b>Domestic Water Piping</b>					
L-Cu DIST. PIPING 3/4"	8,877.00	LF	29.86	265,067	2.59
L-Cu DIST. PIPING 1"	536.00	LF	38.70	20,743	0.20
L-Cu DIST. PIPING 1 1/4"	1,573.00	LF	39.62	62,324	0.61
L-Cu DIST. PIPING 1 1/2"	1,904.00	LF	40.72	77,531	0.76
L-Cu DIST. PIPING 2"	1,088.00	LF	45.88	49,917	0.49
L-Cu DIST. PIPING 3"	2,170.00	LF	100.32	217,694	2.13
L-Cu DIST. PIPING 4"	303.00	LF	120.38	36,475	0.36
VALVES	95,420.00	SF	1.25	119,275	1.17
EXCAVATION & BACKFILL	60.00	LF	200.00	12,000	0.12
<b>*** Total Domestic Water Piping</b>				<b>861,027</b>	<b>8.41</b>
<b>Cleanouts &amp; Specialties</b>					
BFP-3, BACKFLOW PREVENTER 2" (WATTS LF909)	1.00	EA	800.00	800	0.01
BACKFLOW PREVENTER 2 1/2" > 3"	2.00	EA	1,000.00	2,000	0.02
<b>*** Total Cleanouts &amp; Specialties</b>				<b>2,800</b>	<b>0.03</b>
<b>Domestic Water Pumps</b>					
DOMESTIC H2O BOOSTER SKID - ARMSTRONG DE 6800 G - 500 GPM	1.00	EA	55,000.00	55,000	0.54
<b>*** Total Domestic Water Pumps</b>				<b>55,000</b>	<b>0.54</b>
<b>Sanitary Waste &amp; Vent Piping</b>					
C.I. WASTE & VENT ABOVE GROUND 2"	2,655.00	LF	24.00	63,720	0.62
C.I. WASTE & VENT ABOVE GROUND 3"	5,905.00	LF	29.00	171,245	1.67
C.I. WASTE & VENT ABOVE GROUND 4"	3,168.00	LF	39.00	123,552	1.21
C.I. WASTE & VENT ABOVE GROUND 6"	180.00	LF	63.00	11,340	0.11
C.I. WASTE & VENT UNDERGROUND 2"	21.00	LF	35.00	735	0.01
C.I. WASTE & VENT UNDERGROUND 3"	372.00	LF	42.00	15,624	0.15
C.I. WASTE & VENT UNDERGROUND 4"	985.00	LF	55.00	54,175	0.53
C.I. WASTE & VENT UNDERGROUND 6"	105.00	LF	76.00	7,980	0.08
EXCAVATION & BACKFILL	1,483.00	LF	20.00	29,660	0.29
<b>*** Total Sanitary Waste &amp; Vent Piping</b>				<b>478,031</b>	<b>4.67</b>
<b>Floor Drains, Cleanouts, &amp; Specialties</b>					
FLOOR CLEANOUT	1.00	EA	275.00	275	
STORM CLEANOUT	4.00	EA	250.00	1,000	0.01
WALL CLEANOUT 3"	8.00	EA	250.00	2,000	0.02
YARD CLEANOUT 6"	10.00	EA	250.00	2,500	0.02
<b>*** Total Floor Drains, Cleanouts, &amp; Speci</b>				<b>5,775</b>	<b>0.06</b>
<b>Sanitary Pumps and Interceptors</b>					
OIL/WATER SEPARATOR (HIGHLAND TANK MOI-50)	1.00	EA	6,575.00	6,575	0.06
<b>*** Total Sanitary Pumps and Interceptors</b>				<b>6,575</b>	<b>0.06</b>
<b>Storm Piping</b>					
C.I. STORM SEWER ABOVE GROUND 6"		LF	63.00		
C.I. STORM SEWER UNDERGROUND 4" - CONNECTIONS TO DOWNSPOUTS	100.00	LF	55.00	5,500	0.05
C.I. STORM SEWER UNDERGROUND 6"		LF	76.00		
2" PUMP DISCHARGE		LF	14.00		
EXCAVATION & BACKFILL	100.00	LF	200.00	20,000	0.20
<b>*** Total Storm Piping</b>				<b>25,500</b>	<b>0.25</b>

**TxSt- Hilltop Housing Complex**  
**Client Project No. 18-09079 / Vaughn Project No. 2647-00**  
**ESTIMATE SUMMARY & DETAIL**



**North Building**

Description	Quantity	UM	Unit Cost	TotalCost	\$/SF
15" ROOF DRAIN LOW DOME VANDEL PROOF TOP, ZURN Z100		EA	475.00		
15" OVERFLOW DRAIN INTERNAL DAM VANDEL PROOF TOP, ZURN Z100-DP-W2		EA	475.00		
DOWNSPOUT COVER, JAY R SMITH 1775 - DSB	21.00	EA	475.00	9,975	0.10
<b>*** Total Roof Drains</b>				<b>9,975</b>	<b>0.10</b>
<b>Sump Pumps</b>					
SUMP PUMP 50GPM @ ELEVATOR PIT	1.00	EA	3,500.00	3,500	0.03
<b>*** Total Sump Pumps</b>				<b>3,500</b>	<b>0.03</b>
<b>Natural Gas Piping</b>					
BLACK STEEL NAT. GAS PIPING 1"		LF	24.00		
<b>*** Total Natural Gas Piping</b>					
<b>Condensate Piping/Pumps</b>					
L-Cu PIPING 3/4" @ MDF/IDF	100.00	LF	20.00	2,000	0.02
<b>*** Total Condensate Piping/Pumps</b>				<b>2,000</b>	<b>0.02</b>
<b>Piping Insulation</b>					
PIPING INSULATION - FIBERGLASS WITH ALL SERVICE JACKET - 1/2" WALL - 3/4" PIPE	9,714.00	LF	5.85	56,827	0.56
PIPING INSULATION - FIBERGLASS WITH ALL SERVICE JACKET - 1" WALL - 1" PIPE	536.00	LF	6.30	3,377	0.03
PIPING INSULATION - FIBERGLASS WITH ALL SERVICE JACKET - 1" WALL - 1-1/2" PIPE	3,477.00	LF	5.70	19,819	0.19
PIPING INSULATION - FIBERGLASS WITH ALL SERVICE JACKET - 1" WALL - 2" PIPE	1,088.00	LF	7.10	7,725	0.08
PIPING INSULATION - FIBERGLASS WITH ALL SERVICE JACKET - 3" PIPE	2,170.00	LF	8.42	18,261	0.18
PIPING INSULATION - FIBERGLASS WITH ALL SERVICE JACKET - 4" PIPE	303.00	LF	9.90	3,000	0.03
<b>*** Total Piping Insulation</b>				<b>109,008</b>	<b>1.07</b>
<b>Fixtures, Drains, Connections</b>					
WATER CLOSET, WALL HUNG, FLUSH VALVE - WC-2	66.00	EA	1,500.00	99,000	0.97
WATER CLOSET, WALL HUNG, FLUSH VALVE HC - WC-1	33.00	EA	1,600.00	52,800	0.52
WATER CLOSET, FLR MNTD, FLUSH VALVE HC - WC-3	3.00	EA	1,200.00	3,600	0.04
CARRIERS & SUPPORTS FOR WATER CLOSETS	99.00	EA	500.00	49,500	0.48
LAVATORY, WALL HUNG VITREOUS	1.00	EA	2,010.00	2,010	0.02
LAVATORY, COUNTERTOP, SELF-RIMMING SK-1	146.00	EA	700.00	102,200	1.00
TYPE 2 CARRIERS & SUPPORTS FOR LAVATORIES	1.00	EA	465.00	465	
SS DBL SINK, SELF RIMMING, TRIM ( )	7.00	EA	1,428.00	9,996	0.10
BATHTUB, FIBERGLASS, 3 WALLS + CEILING	1.00	EA	2,413.00	2,413	0.02
SHOWER HEAD & TRIM	100.00	EA	350.00	35,000	0.34
SHOWER HEAD & TRIM @ BATH TUB	1.00	EA	350.00	350	
SHOWER ENCLOSURE, ONE PIECE FIBERGLASS	66.00	EA	1,200.00	79,200	0.77
SHOWER ENCLOSURE, ONE PIECE FIBERGLASS, ADA ROLL-IN BASE	34.00	EA	1,800.00	61,200	0.60
SERVICE SINK, WALL HUNG, ENAMEL @ LAUNDRY ROOM LI-1	1.00	EA	1,970.00	1,970	0.02
MOP RECEPTOR, FLR MNTD TERRAZZO - MS-1	6.00	EA	1,799.00	10,794	0.11
BI-LEVEL DRINKING FOUNTAIN W/ BOTTLE FILL; ELECTRIC EWC-1	1.00	EA	2,450.00	2,450	0.02
CARRIERS & SUPPORTS FOR WATER COOLER	1.00	EA	465.00	465	
FLOOR DRAIN FD-1	111.00	EA	500.00	55,500	0.54
FLOOR DRAIN FD-2	102.00	EA	500.00	51,000	0.50
12" FLOOR SINK, STAINLESS STEEL	6.00	EA	705.00	4,230	0.04
TRAP PRIMERS	207.00	EA	150.00	31,050	0.30
TRENCH DRAIN CAST IRON @ LAUNDRY	18.00	LF	50.00	900	0.01
NON FREEZE HOSE BIBB W/ LOCKABLE COVER, VACUUM BREAKER, ZURN Z1305	6.00	EA	210.00	1,260	0.01
ROOF HYDRANT - NON FREEZE - RHNF	2.00	EA	475.00	950	0.01
HOSE BIBB - HB-1	22.00	EA	250.00	5,500	0.05
HOSE BIBB - HB-2	6.00	EA	210.00	1,260	0.01

## North Building

Description	Quantity	UM	Unit Cost	TotalCost	\$/SF
DISPOSAL	1.00	EA	250.00	250	
INSTALL DISPOSAL	1.00	EA	42.22	42	
WALL BOX - REFRIGERATOR	2.00	EA	400.00	800	0.01
WALL BOX - WASHER @ APARTMENTS	1.00	EA	400.00	400	
WALL BOX - COMMERCIAL WASHERS	18.00	EA	400.00	7,200	0.07
WALL BOX - DISHWASHER	2.00	EA	400.00	800	0.01
WATER HEATER - APT	1.00	EA	800.00	800	0.01
<b>*** Total Fixtures, Drains, Connections</b>				<b>675,355</b>	<b>6.60</b>
<b>Water Softeners</b>					
RPZ-SOFTENER MAKE UP	1.00	EA	750.00	750	0.01
PACKAGED WATER SOFTENER 205 GPM	1.00	EA	22,425.00	22,425	0.22
<b>*** Total Water Softeners</b>				<b>23,175</b>	<b>0.23</b>
<b>Water Heaters</b>					
ELEC WH, COMMERCIAL, 125 GAL, 120V (WH-4) - 800,000BTU/HR	1.00	EA	2,800.00	2,800	0.03
STEAM TO WATER HEAT EXCHANGER - (WH-1, WH-2, WH-3) - 800,000BTU/HR	3.00	EA	4,500.00	13,500	0.13
WATER STORAGE TANK; 300 GALS	1.00	EA	3,500.00	3,500	0.03
<b>*** Total Water Heaters</b>				<b>19,800</b>	<b>0.19</b>
<b>Misc. Pumps</b>					
CP-1 - IN-LINE HOT WATER CIRCULATION PUMP, 15 GPM (BELL & GOSSETT PL-30)	1.00	EA	1,700.00	1,700	0.02
CP-2 - IN-LINE HOT WATER CIRCULATION PUMP, 0-24 GPM (BELL & GOSSETT PL-30)	1.00	EA	2,040.00	2,040	0.02
<b>*** Total Misc. Pumps</b>				<b>3,740</b>	<b>0.04</b>
<b>Domestic Water Heat Exchangers</b>					
HEAT EXCHANGER, 10 PLATES - HX-1	1.00	EA	3,720.00	3,720	0.04
THERMAL EXPANSION TANK	1.00	EA	500.00	500	
THERMAL MIXING VALVE; 7 GPM	6.00	EA	250.00	1,500	0.01
THERMAL MIXING VALVE STATION; 192 GPM	1.00	EA	2,785.00	2,785	0.03
<b>*** Total Domestic Water Heat Exchangers</b>				<b>8,505</b>	<b>0.08</b>
<b>Plumbing Scope Items</b>					
ACCESS DOORS - PLUMBING @ SHOWERS	146.00	EA	25.00	3,650	0.04
BIM COORDINATION DRAWINGS	102,321.00	SF	0.35	35,812	0.35
<b>*** Total Plumbing Scope Items</b>				<b>39,462</b>	<b>0.39</b>
<b>** Total 22.01 - PLUMBING</b>				<b>2,758,228</b>	<b>26.96</b>
<b>23.01 - HVAC</b>					
<b>Building HVAC</b>					
OVERHEAD AND SUPERVISION	21.00	MO	24,000.00	504,000	4.93
<b>*** Total Building HVAC</b>				<b>504,000</b>	<b>4.93</b>
<b>Test &amp; Balance</b>					
TEST & BALANCE	102,321.00	SF	0.78	79,810	0.78
<b>*** Total Test &amp; Balance</b>				<b>79,810</b>	<b>0.78</b>
<b>Building HVAC Controls</b>					
BUILDING CONTROLS RESIDENCE HALL BY SIEMENS - APOGEE SYSTEM	102,321.00	LS	7.50	767,428	7.50
<b>*** Total Building HVAC Controls</b>				<b>767,428</b>	<b>7.50</b>
<b>Chilled Water Piping</b>					
1" MU WATER	200.00	LF	38.70	7,740	0.08
2" MU WATER	100.00	LF	55.05	5,505	0.05
3/4" L-HARD COPPER	19,810.00	LF	33.18	657,296	6.42
1" L-HARD COPPER		LF	37.49		
1 1/2" L-HARD COPPER	917.00	LF	45.24	41,485	0.41
2 1/2" SCHEDULE 40, TYPE S SEAMLESS, GRADE B, PIPE	361.00	LF	54.81	19,786	0.19
3" SCHEDULE 40, TYPE S SEAMLESS, GRADE B, PIPE	185.00	LF	68.98	12,761	0.12
4" SCHEDULE 40, TYPE S SEAMLESS, GRADE B, PIPE	604.00	LF	79.38	47,946	0.47
6" SCHEDULE 40, TYPE S SEAMLESS, GRADE B, PIPE	438.00	LF	122.85	53,808	0.53



**TxSt- Hilltop Housing Complex**  
**Client Project No. 18-09079 / Vaughn Project No. 2647-00**  
**ESTIMATE SUMMARY & DETAIL**



**North Building**

Description	Quantity	UM	Unit Cost	TotalCost	\$/SF
6" SCHEDULE 40, TYPE S SEAMLESS, GRADE B, PIPE - RISERS TO ROOFTOP UNITS		LF	122.85		
12" SCHEDULE 40, TYPE S SEAMLESS, GRADE B, PIPE		LF	137.00		
8" SCHEDULE 40, TYPE S SEAMLESS, GRADE B, PIPE		LF	137.00		
10" SCHEDULE 40 CS WELDED EXCAVATION & BACKFILL	220.00	LF	144.59	31,810	0.31
	26.00	LF	200.00	5,200	0.05
<b>*** Total Chilled Water Piping</b>				<b>883,337</b>	<b>8.63</b>
<b>Hot Water Piping</b>					
3/4" L-HARD COPPER	64.00	LF	33.18	2,124	0.02
1" L-HARD COPPER	13.00	LF	37.49	487	
1 1/2" L-HARD COPPER		LF	45.24		
2" L-HARD COPPER	197.00	LF	50.98	10,043	0.10
2 1/2" SCHEDULE 40 CS WELDED	801.00	LF	54.81	43,903	0.43
3" L-HARD COPPER	268.00	LF	68.98	18,487	0.18
4" SCHEDULE 40 CS WELDED	257.00	LF	79.38	20,401	0.20
4" SCHEDULE 40 CS WELDED - RISERS TO ROOFTOP UNITS		LF	79.38		
6" SCHEDULE 40 CS WELDED EXCAVATION & BACKFILL	26.00	LF	200.00	5,200	0.05
<b>*** Total Hot Water Piping</b>				<b>100,644</b>	<b>0.98</b>
<b>Condenser Water Piping</b>					
3/4" L-HARD COPPER		LF	33.18		
1" L-HARD COPPER @ FCU TO LOCL FLOOR DRAIN	678.00	LF	37.49	25,418	0.25
CONDENSATE COLLECTION PIPING, TANK & PUMP - N/R	1.00	LS			
2" SCHEDULE 40 CS WELDED		LF	54.81		
2" SCHEDULE 40 CS WELDED TO COGEN ??? (M3-00)		LF	54.81		
6" SCHEDULE 40 CS WELDED TO COGEN ??? (M3-00)		LF	122.85		
<b>*** Total Condenser Water Piping</b>				<b>25,418</b>	<b>0.25</b>
<b>Refrigerant Piping</b>					
REFRIGERANT PIPING - 1-1/2"	53.00	LF	55.00	2,915	0.03
REFRIGERANT PIPING - 3/4" @ MDF/IDF	420.00	LF	40.00	16,800	0.16
<b>*** Total Refrigerant Piping</b>				<b>19,715</b>	<b>0.19</b>
<b>Piping Connections</b>					
SHX-1 & SHX-2 SHELL & TUBE HEAT EXCHANGER - 203 GPM - MECHANICAL ROOM	2.00	EA	9,000.00	18,000	0.18
<b>*** Total Piping Connections</b>				<b>18,000</b>	<b>0.18</b>
<b>Chilled Water Equipment</b>					
SCHWP-1 WATER PUMP - 1125 GPM, BELL & GOSSETT E-1510	1.00	EA	25,000.00	25,000	0.24
SCHWP-2 WATER PUMP - 1125 GPM, BELL & GOSSETT E-1510	1.00	EA	25,000.00	25,000	0.24
HWP-1 WATER PUMP - 203 GPM, BELL & GOSSETT E-1510	1.00	EA	18,000.00	18,000	0.18
HWP-2 WATER PUMP - 203 GPM, BELL & GOSSETT E-1510	1.00	EA	18,000.00	18,000	0.18
VARIABLE FREQUENCY DRIVE	120.00	HP	200.00	24,000	0.23
INERTIA BASES	4.00	EA	2,134.00	8,536	0.08
KBF-1 VERTICAL SHOT FEEDER, 5 GAL, NEPTUNE DBFC-5	1.00	EA	5,000.00	5,000	0.05
<b>*** Total Chilled Water Equipment</b>				<b>123,536</b>	<b>1.21</b>
<b>Heating Water Equipment</b>					
B1 - CONDENSING BOILER - OPTION 2	6,000.00	MBH			
B2 - CONDENSING BOILER - OPTION 2	6,000.00	MBH			
B3 - CONDENSING BOILER - OPTION 2	6,000.00	MBH			
BOILER FLUE 8"		LF	318.00		
IN-LINE CIRCULATING PUMP - TO 1-1/2"	1.00	EA	1,300.00	1,300	0.01
VARIABLE FREQUENCY DRIVE	220.00	HP	200.00	44,000	0.43
WATER TREATMENT SYSTEM	1.00	LS	2,500.00	2,500	0.02
RIGGING	1.00	LS	1,000.00	1,000	0.01

## North Building

Description	Quantity	UM	Unit Cost	TotalCost	\$/SF
CHEMICAL FEED POT 5 GALLONS	1.00	EA	2,500.00	2,500	0.02
INERTIA BASES	2.00	EA	2,134.00	4,268	0.04
HX-01 - HEAT EXCHANGER 85GPM, LOCHINVAR IPW090DW - OPTION 1	1.00	EA	4,250.00	4,250	0.04
HX-02 - HEAT EXCHANGER 85GPM, LOCHINVAR IPW090DW - OPTION 1	1.00	EA	4,250.00	4,250	0.04
SHELL AND TUBE HEX - OPTION 1 (SHX-1 & SHX-2) - OPTION 1	406.00	GPM	20.00	8,120	0.08
<b>*** Total Heating Water Equipment</b>				<b>72,188</b>	<b>0.71</b>
<b>Steam &amp; Condensate Equipment &amp; Piping</b>					
6" STEAM SCH 40 CS WELDED	172.00	LF	85.00	14,620	0.14
<b>*** Total Steam &amp; Condensate Equipment &amp; P</b>				<b>14,620</b>	<b>0.14</b>
<b>Hydronic Specialties</b>					
HYDRONIC SPECIALTIES	1.00	LOT	21,000.00	21,000	0.21
<b>*** Total Hydronic Specialties</b>				<b>21,000</b>	<b>0.21</b>
<b>Supply/Return/Exhaust Duct</b>					
GALVANIZED RECTANGULAR DUCT - EXHAUST & EXHAUST RISER	20,000.00	LB	6.25	125,000	1.22
GALVANIZED RECTANGULAR DUCT - OA	18,900.00	LB	6.25	118,125	1.15
GALVANIZED RECTANGULAR DUCT - SUPPLY / RETURN	52,000.00	LB	6.25	325,000	3.18
GALVANIZED SPIRAL DUCT - OA	5,400.00	LB	6.50	35,100	0.34
STAINLESS STEEL SPIRAL DUCT - LAUNDRY	750.00	LB	22.00	16,500	0.16
PLENUM BOX AT LAUNDRY EXHAUST	1.00	EA	3,500.00	3,500	0.03
<b>*** Total Supply/Return/Exhaust Duct</b>				<b>623,225</b>	<b>6.09</b>
<b>Duct &amp; Piping Insulation</b>					
DUCT INSULATION - MINERAL FIBER BLANKET - 2"	52,000.00	SF	1.40	72,800	0.71
PIPING INSULATION - FOAM GLASS 1-1/2" WALL - 1" PIPE	28,500.00	LF	12.00	342,000	3.34
PIPING INSULATION - FOAM GLASS 1-1/2" WALL - 1" PIPE @ MDF/IDF	420.00	LF	12.00	5,040	0.05
PIPING INSULATION - FOAM GLASS 1-1/2" WALL - 3" PIPE	1,932.00	LF	30.50	58,926	0.58
PIPING INSULATION - FOAM GLASS 1-1/2" WALL - 4" PIPE	861.00	LF	22.00	18,942	0.19
PIPING INSULATION - FOAM GLASS 1-1/2" WALL - 6" PIPE	438.00	LF	28.00	12,264	0.12
PIPING INSULATION - FOAM GLASS 2" WALL - 8" PIPE	192.00	LF	36.00	6,912	0.07
PIPING INSULATION - FOAM GLASS 3" WALL - 12" PIPE	220.00	LF	63.00	13,860	0.14
PIPING INSULATION - PROTECTIVE JACKETING, ALUMINUM - .016" THICK - 2" PIPE - MECH ROOM	174.00	LF	6.45	1,122	0.01
PIPING INSULATION - PROTECTIVE JACKETING, ALUMINUM - .016" THICK - 4" PIPE - MECH ROOM	667.00	LF	8.00	5,336	0.05
PIPING INSULATION - PROTECTIVE JACKETING, ALUMINUM - .016" THICK - 6" PIPE - MECH ROOM	251.00	LF	8.00	2,008	0.02
PIPING INSULATION - PROTECTIVE JACKETING, ALUMINUM - .016" THICK - 8" PIPE - MECH ROOM		LF	11.60		
PIPING INSULATION - PROTECTIVE JACKETING, ALUMINUM - .016" THICK - 12" PIPE - MECH ROOM	220.00	LF	14.30	3,146	0.03
<b>*** Total Duct &amp; Piping Insulation</b>				<b>542,356</b>	<b>5.30</b>
<b>Miscellaneous Ductwork</b>					
8" - 16 GA WELDED STEEL DUCT TO HOOD - INSIDE OF FYREWRAPE	400.00	LB	12.00	4,800	0.05
KITCHEN EXHAUST HOOD, 580 CFM, 48X48X24, SGL WALL HOOD, GREASEMASTER GSN-2	2.00	EA	3,000.00	6,000	0.06
<b>*** Total Miscellaneous Ductwork</b>				<b>10,800</b>	<b>0.11</b>
<b>Flexible Duct</b>					
10" DIAMETER, INSULATED	1,800.00	LF	14.10	25,380	0.25
<b>*** Total Flexible Duct</b>				<b>25,380</b>	<b>0.25</b>

## North Building

Description	Quantity	UM	Unit Cost	TotalCost	\$/SF
<b>Air Distribution Devices</b>					
SUPPLY DIFFUSERS	129.00	EA	100.00	12,900	0.13
SUPPLY DIFFUSERS - SIDE GRILLE	256.00	EA	100.00	25,600	0.25
RETURN GRILLES - SIDE	218.00	EA	65.00	14,170	0.14
EXHAUST REGISTERS - EG-A	114.00	EA	65.00	7,410	0.07
VAV BOXES W ELEC REHEAT 0 - 400 CFM	33.00	EA	697.00	23,001	0.22
VAV BOXES W ELEC REHEAT 400 - 600 CFM	3.00	EA	792.00	2,376	0.02
VAV BOXES W ELEC REHEAT 600 - 800 CFM	1.00	EA	958.00	958	0.01
VAV BOXES W ELEC REHEAT 800 - 1000 CFM	6.00	EA	1,069.00	6,414	0.06
VAV BOXES W ELEC REHEAT 1500 - 2000 CFM	1.00	EA	1,440.00	1,440	0.01
VAV BOXES CLG. ONLY 400 - 600 CFM	5.00	EA	592.00	2,960	0.03
FIRE DAMPER	494.00	EA	500.00	247,000	2.41
FIRE/SMOKE DAMPER	76.00	EA	500.00	38,000	0.37
MOTORIZED DAMPER	221.00	EA	285.00	62,985	0.62
BACKDRAFT DAMPER @ KITCHEN VENT HOOD	2.00	EA	1,800.00	3,600	0.04
DRYER EXHAUST CAP	5.00	EA	1,800.00	9,000	0.09
<b>*** Total Air Distribution Devices</b>				<b>457,814</b>	<b>4.47</b>
<b>Air Distribution Accessories</b>					
DRYER EXHAUST LOUVER - 30x24	10.00	SF	50.00	500	
<b>*** Total Air Distribution Accessories</b>				<b>500</b>	
<b>Exhaust/Return Fans</b>					
EF-NA-1 CENT INLINE 1890 CFM, GREENHECK - JANITOR CLOSETS	1,890.00	CFM	2.00	3,780	0.04
EF-NA-2 CENT INLINE 2100 CFM, GREENHECK - SINGLE & GROUP RR	2,100.00	CFM	2.00	4,200	0.04
EF-NA-3 CENT INLINE 870 CFM, GREENHECK - TRASH/RECYCLING	870.00	CFM	2.00	1,740	0.02
EF-NB-1 CENT INLINE 1800 CFM, GREENHECK - SINGLE & GROUP RR	1,800.00	CFM	2.00	3,600	0.04
EF-NB-2 CENT INLINE 1575 CFM, GREENHECK - JANITOR CLOSETS	1,575.00	CFM	2.00	3,150	0.03
KEF-N KITCHEN EXHAUST HOOD 655 CFM, GREENHECK	655.00	CFM	2.00	1,310	0.01
LEF-NB1 LAUNDRY ROOM DRYERS 1100 CFM, GREENHECK	1,100.00	CFM	2.00	2,200	0.02
LEF-NB2 LAUNDRY ROOM DRYERS 1100 CFM, GREENHECK	1,100.00	CFM	2.00	2,200	0.02
BEF-NB-1 BATHROOM RD APT 50CFM, GREENHECK	50.00	CFM	2.00	100	
BEF-NB-2 BATHROOM RD APT 50CFM, GREENHECK	50.00	CFM	2.00	100	
DEF-NB RESIDENTIAL DRYER BOOSTER FAN 185 CFM, GREENHECK	185.00	CFM	2.00	370	
STAIR PRESSURIZATION SYSTEM RIGGING	1.00	LS	5,500.00	5,500	0.05
<b>*** Total Exhaust/Return Fans</b>				<b>28,250</b>	<b>0.28</b>
<b>AHUs &amp; OAHUs</b>					
AHU-N - INDOOR TYPE - DUAL WALL CONSTRUCTION - CONSTANT VOLUME W/ COOLING & HEATING COILS - FLOOR 1 ADMIN AREA	6,000.00	CFM	6.00	36,000	0.35
DOAU-NA OUTSIDE AIR UNIT, 1 COOLING COIL, 2 HEATING COILS, TEMTROL - FCUS - AREA A, GROUP BATHS AREA A	5,715.00	CFM	6.50	37,148	0.36
DOAU-NB OUTSIDE AIR UNIT, 1 COOLING COIL, 2 HEATING COILS, TEMTROL - FCUS - AREA B, GROUP BATHS AREA B, AHU-N, APT, LAUNDRY CHASES	8,010.00	CFM	6.50	52,065	0.51
RTU-N - VAV W/ COOLING & HEATING COILS - FLOORS 2-6, LOBBY, IDF, CUST & TRASH RIGGING	8,275.00	CFM	6.75	55,856	0.55
	3.00	EA	2,000.00	6,000	0.06
<b>*** Total AHUs &amp; OAHUs</b>				<b>187,069</b>	<b>1.83</b>
<b>AHU DX Systems/ Mini-Split</b>					
DUCTLESS WALL MOUNTED MINI SPLIT SYSTEM - 3 TONS @ MDF/IDF	6.00	EA	3,550.00	21,300	0.21
RTU-N @ MDF/IDF	6.00	EA	1,500.00	9,000	0.09
<b>*** Total AHU DX Systems/ Mini-Split</b>				<b>30,300</b>	<b>0.30</b>

## North Building

Description	Quantity	UM	Unit Cost	TotalCost	\$/SF
<b>Fan Coil Units</b>					
HP-3 SPLIT SYSTEM HEAT PUMP FCU - VERTICAL - 33000 BTU/HR - 1060 CFM - RD APT	1.00	EA	3,514.00	3,514	0.03
FCU - VERTICAL 2-PIPE 200 CFM WITH ELEC REHEAT, ENVIRO-TEC @ DORM ROOMS	219.00	EA	2,564.00	561,516	5.49
FCU - APARTMENTS 600 CFM, ENVIRO-TEC		EA	2,512.00		
FCU - HORIZONTAL 400 CFM, ENVIROTEC @ RESTROOMS		EA	2,512.00		
FCU - HORIZONTAL 2-PIPE 800 CFM @ MAIN ELECTRICAL ROOMS	1.00	EA	2,700.00	2,700	0.03
FCU - HORIZONTAL 2-PIPE 800 CFM @ IDF	6.00	EA	2,700.00	16,200	0.16
<b>*** Total Fan Coil Units</b>				<b>583,930</b>	<b>5.71</b>
<b>Unit Heaters</b>					
ELECTRIC 975 CFM	2.00	EA	3,135.00	6,270	0.06
<b>*** Total Unit Heaters</b>				<b>6,270</b>	<b>0.06</b>
<b>HVAC Scope Items</b>					
TEMPORARY FILTERS FOR HVAC	590.00	EA	10.00	5,900	0.06
BIM COORDINATION	102,321.00	SF	0.30	30,696	0.30
<b>*** Total HVAC Scope Items</b>				<b>36,596</b>	<b>0.36</b>
<b>** Total 23.01 - HVAC</b>				<b>5,162,187</b>	<b>50.45</b>
<b>26.01 - ELECTRICAL</b>					
<b>Tower Cranes</b>					
POWER TO HOIST	1.00	LS	12,000.00	12,000	0.12
POWER TO TOWER CRANE	1.00	LS	25,000.00	25,000	0.24
METAL HALIDES ON CRANE	1.00	EA	7,500.00	7,500	0.07
<b>*** Total Tower Cranes</b>				<b>44,500</b>	<b>0.43</b>
<b>Electrical Subcontractor</b>					
BOND ON SUB		LS	79,600.00		
<b>*** Total Electrical Subcontractor</b>					
<b>Feeders - Conduit w/ Wire</b>					
MISC NORMAL FEEDERS	102,321.00	SF	0.80	81,857	0.80
EMERGENCY FEEDERS	102,321.00	SF	0.45	46,085	0.45
<b>*** Total Feeders - Conduit w/ Wire</b>				<b>127,942</b>	<b>1.25</b>
<b>Distribution Panels and Panelboards</b>					
120/208 V, 4 WIRE, 125 AMP MAIN	22.00	EA	1,620.00	35,640	0.35
120/208 V, 4 WIRE, 225 AMP MAIN	14.00	EA	1,850.36	25,905	0.25
120/208 V, 4 WIRE, 400 AMP	14.00	EA	2,800.00	39,200	0.38
120/208 V, 4 WIRE, 600 AMP	1.00	EA	8,860.00	8,860	0.09
120/208 V, 4 WIRE, 1000 AMP MAIN	1.00	EA	15,200.00	15,200	0.15
120/208 V, 4 WIRE, 1200 AMP MAIN	2.00	EA	16,500.00	33,000	0.32
480V, 400A AUTOMATIC TRANSFER SWITCH NATS-LS & NATS-OS	2.00	EA	16,000.00	32,000	0.31
EMDP OS & LG - 277/480 V, 4 WIRE, 2000 AMP MAIN	2.00	EA	25,800.00	51,600	0.50
PANEL - 277/480 V, 4 WIRE, 3000 AMP MAIN		EA	32,000.00		
<b>*** Total Distribution Panels and Panelboards</b>				<b>241,405</b>	<b>2.36</b>
<b>Branch Circuiting</b>					
120V DUPLEX OUTLET	52.00	EA	154.22	8,019	0.08
DUPLEX RECEPTACLES AT STAIRS	12.00	EA	154.22	1,851	0.02
WIRING FOR RECEPTACLES & LIGHT SWITCHES	2,129.00	EA	127.00	270,383	2.64
120V GFI DUPLEX OUTLET	178.00	EA	158.01	28,126	0.27
120V GFI DUPLEX OUTLET WITH WP COVER @ PENTHOUSE	15.00	EA	208.00	3,120	0.03
120V FOURPLEX OUTLET	891.00	EA	188.98	168,381	1.65
120V GFI DUPLEX OUTLET WITH WP COVER - EXTERIOR	18.00	EA	208.00	3,744	0.04
120V FOURPLEX FLOORBOX @ STUDY, CONF & LOUNGE SEATING AREAS	25.00	EA	386.00	9,650	0.09
SINGLE SWITCHES	83.00	EA	141.66	11,758	0.11
EST. Board of Regents Quarterly Meeting	46.00	EA	175.78	8,086	0.08
May 23-24, 2019					

**TxSt- Hilltop Housing Complex**  
**Client Project No. 18-09079 / Vaughn Project No. 2647-00**  
**ESTIMATE SUMMARY & DETAIL**



**North Building**

Description	Quantity	UM	Unit Cost	TotalCost	\$/SF
DOUBLE SWITCHES W. DIMMERS @ COMMON AREAS	44.00	EA	175.78	7,734	0.08
DIMMERS @ ELEVATOR LOBBY	1.00	EA	155.00	155	
SINGLE SWITCH DORMS (WITH DIMMER)	440.00	EA	220.00	96,800	0.95
OCCUPANCY SENSORS	320.00	EA	300.00	96,000	0.94
APARTMENT WASHER & DRYWER HOOK UP (SINGLE)	4.00	EA	320.00	1,280	0.01
KITCHEN EQUIPMENT HOOK-UPS @ LOUNGE & RD APARTMENTS	2.00	LS	2,500.00	5,000	0.05
LAUNDRY WASHER & DRYER HOOK-UPS (18 WSHR & 20 DRYER)	1.00	LS	12,000.00	12,000	0.12
<b>*** Total Branch Circuiting</b>				<b>732,087</b>	<b>7.15</b>
<b>Cable Tray</b>					
LADDER, GALVANIZED, 4" RUNG, 12"W NO COVER	2,158.00	LF	24.71	53,324	0.52
<b>*** Total Cable Tray</b>				<b>53,324</b>	<b>0.52</b>
<b>Building Light Fixtures</b>					
2X2 RECESSED LED LIGHTS	29.00	EA	324.73	9,417	0.09
2X4 RECESSED LED	80.00	EA	400.00	32,000	0.31
1x4' INDUSTRIAL FIXTURE	132.00	EA	480.00	63,360	0.62
4' DECORATIVE LIGHTS IN CORRIDORS AND LOUNGES	18.00	EA	726.30	13,073	0.13
6' DECORATIVE LIGHTS IN CORRIDORS AND LOUNGES	10.00	EA	900.00	9,000	0.09
8' DECORATIVE LIGHTS IN CORRIDORS AND LOUNGES	9.00	EA	1,141.86	10,277	0.10
ELEVATOR SHAFTS FIXTURES	2.00	EA	481.00	962	0.01
STAIRWAY 4' STRIP WITH SENSOR	25.00	EA	650.00	16,250	0.16
FANS AT DORMS		EA	650.00		
RESIDENTIAL LIGHTS AT DORMS	492.00	EA	300.00	147,600	1.44
CORRIDOR RECESSED CANS IN HARD CEILING	91.00	EA	450.00	40,950	0.40
RESTROOM RECESSED CANS	236.00	EA	300.00	70,800	0.69
SHOWER RECESSED CANS - WET LOCATION	88.00	EA	400.00	35,200	0.34
VANITY LIGHTING	44.00	EA	650.00	28,600	0.28
CLOSET LIGHTS	3.00	EA	200.00	600	0.01
WASHER DRYER ROOM LIGHTS	2.00	EA	200.00	400	
KITCHEN DOWNLIGHTS	15.00	EA	600.00	9,000	0.09
LIGHTING AT KIOSKS	1.00	EA	1,200.00	1,200	0.01
EXTERIOR PERIMETER LIGHTS WITH WALL PACK - CONTROLLED BY PHOTO SENSOR & TIMECLOCK	38.00	EA	950.00	36,100	0.35
EXIT LIGHT	35.00	EA	650.00	22,750	0.22
COVED LIGHTING AT DECORATIVE SOFFITS****	783.00	LF	65.00	50,895	0.50
LIGHTING CIRCUITING	1,571.00	EA	125.00	196,375	1.92
LARGE LOUNGE LIGHTING LUMP SUM (1000 SF)	3.00	EA	17,000.00	51,000	0.50
<b>*** Total Building Light Fixtures</b>				<b>845,809</b>	<b>8.27</b>
<b>Lighting Controls</b>					
LIGHTING CONTROLS	102,321.00	SF	1.75	179,062	1.75
<b>*** Total Lighting Controls</b>				<b>179,062</b>	<b>1.75</b>
<b>Lightning Protection</b>					
LIGHTNING PROTECTION	16,891.00	SF	0.80	13,513	0.13
<b>*** Total Lightning Protection</b>				<b>13,513</b>	<b>0.13</b>
<b>HVAC Connections</b>					
VARIABLE FREQUENCY DRIVES	2.00	EA	1,610.00	3,220	0.03
FIRE DAMPERS	438.00	EA	326.00	142,788	1.40
DOMESTIC WATER PUMP	1.00	EA	3,000.00	3,000	0.03
HP-1 & 2 - HEAT PUMP	1.00	EA	8,591.00	8,591	0.08
SCHW - 1 & 2 - WATER PUMP 60HP 2000 GPM	2.00	EA	8,591.00	17,182	0.17
UNIT HEATERS	2.00	EA	7,500.00	15,000	0.15
B1-3 - HW FIRE TUBE BOILER 6000 MBH		EA	1,633.50		
AHU & RTU N	2.00	EA	7,260.00	14,520	0.14
DOAU-1 & 2	2.00	EA	7,260.00	14,520	0.14
HSU Board of Regents Quarterly Meeting	1.00	EA	8,500.00	8,500	0.08

**TxSt- Hilltop Housing Complex**  
**Client Project No. 18-09079 / Vaughn Project No. 2647-00**  
**ESTIMATE SUMMARY & DETAIL**



**North Building**

Description	Quantity	UM	Unit Cost	TotalCost	\$/SF
DORMS FCU'S	226.00	EA	400.00	90,400	0.88
EF (-1500 CFM)	4.00	EA	700.00	2,800	0.03
EF (1500-2000 CFM)	4.00	EA	950.00	3,800	0.04
EF (50-200 CFM)	3.00	EA	250.00	750	0.01
VAV BOXES (-600 CFM)	41.00	EA	450.00	18,450	0.18
VAV BOXES (700CFM+)	8.00	EA	950.00	7,600	0.07
<b>*** Total HVAC Connections</b>				<b>351,121</b>	<b>3.43</b>
<b>Equipment Connections</b>					
30 AMP CONNECTION	1.00	EA	272.00	272	
AUTO FLUSH VALVE CONNECTION PER WC LOT	22.00	EA	1,200.00	26,400	0.26
AUTO FLUSH VALVE CONNECTION PER WC SINGLE RR	9.00	EA	450.00	4,050	0.04
MOTORIZED SHADES CONNECTION **** ADD QTY	48.00	EA	600.00	28,800	0.28
WATER COOLER CONNECTIONS	1.00	EA	450.00	450	
COMBINATION MAGNETIC MOTOR STARTER FOR FIRE PUMP - 125HP	1.00	EA	6,000.00	6,000	0.06
ELEVATORS	2.00	EA	5,000.00	10,000	0.10
<b>*** Total Equipment Connections</b>				<b>75,972</b>	<b>0.74</b>
<b>Transformers</b>					
3 PH 240/480-120/208 1500 KVA	1.00	EA	70,000.00	70,000	0.68
<b>*** Total Transformers</b>				<b>70,000</b>	<b>0.68</b>
<b>Main Switchboards</b>					
MEDIUM VOLTAGE UNDERGROUND DISTRIBUTION SWITCH - S&S VISTA 422	1.00	EA	225,000.00	225,000	2.20
NMSB - PAD MOUNTED - 5000A MAIN SWITCHBOARD (PQM & SPD INCLUDED) - WP ENCLOSURE***	1.00	EA	165,000.00	165,000	1.61
<b>*** Total Main Switchboards</b>				<b>390,000</b>	<b>3.81</b>
<b>Generators</b>					
500 KW 277/480 DIESEL ENGINE	1.00	EA	142,000.00	142,000	1.39
<b>*** Total Generators</b>				<b>142,000</b>	<b>1.39</b>
<b>Fire Alarm</b>					
FIRE ALARM CONDUIT & BACK BOXES	102,321.00	SF	0.50	51,161	0.50
<b>*** Total Fire Alarm</b>				<b>51,161</b>	<b>0.50</b>
<b>Other Electrical</b>					
SECURITY ROUGH-IN	102,321.00	SF	0.13	12,821	0.13
TELE/DATA ROUGH IN, (8) 4" EMPTY CONDUIT, 4" SLEEVES, CABLE TRAY, GROUNDING)	102,321.00	SF	0.75	76,741	0.75
<b>*** Total Other Electrical</b>				<b>89,562</b>	<b>0.88</b>
<b>Electrical Scope Items</b>					
BIM COORDINATION	102,321.00	SF	0.33	33,766	0.33
TEMP. ELECTRICAL	102,321.00	SF	0.78	79,810	0.78
<b>*** Total Electrical Scope Items</b>				<b>113,576</b>	<b>1.11</b>
<b>** Total 26.01 - ELECTRICAL</b>				<b>3,521,034</b>	<b>34.41</b>
<b>26.03 - FIRE ALARM</b>					
<b>Fire Alarm</b>					
FIRE ALARM TURNKEY****	102,321.00	SF	3.25	332,543	3.25
<b>*** Total Fire Alarm</b>				<b>332,543</b>	<b>3.25</b>
<b>** Total 26.03 - FIRE ALARM</b>				<b>332,543</b>	<b>3.25</b>
<b>27.01 - TELECOM/DATA</b>					
<b>Subcontractor</b>					
BOND ON SUB		LS	602.00		
<b>*** Total Subcontractor</b>					
<b>Backbone</b>					
BACKBONE CABLING TSUS Board of Regents Quarterly Meeting May 23-24, 2019	60.00	LF	55.00	3,300	0.03
<b>*** Total Backbone</b>				<b>3,300</b>	<b>0.03</b>

**North Building**

Description	Quantity	UM	Unit Cost	TotalCost	\$/SF
<b>Equipment</b>					
IDF ROOM BUILDOUT - SMALL	5.00	EA	10,000.00	50,000	0.49
MDF ROOM BUILDOUT - MAIN	1.00	EA	12,000.00	12,000	0.12
<b>*** Total Equipment</b>				<b>62,000</b>	<b>0.61</b>
<b>Horizontal Cabling/Distribution</b>					
CEILING MTD DATA OUTLETS FOR CAMERAS*** OLD SD HAD 48	12.00	EA.	293.00	3,516	0.03
DATA OUTLET - 1 DATA DROP	436.00	EA.	293.00	127,748	1.25
WP DATA OUTLETS FOR EXTERIOR CAMERAS	5.00	EA.	315.00	1,575	0.02
1V/1D AT ELEVATORS	2.00	EA	430.00	860	0.01
DATA OUTLET - 2 DATA DROP	13.00	EA	430.00	5,590	0.05
DATA OUTLET - 2 DATA/TV	8.00	EA	520.00	4,160	0.04
VOICE/DATA PORT - ONE PER DORM****NOT SHOWN IN 50% DD	222.00	EA	480.00	106,560	1.04
BAS CONNECTIVITY OUTLETS - 4 PORT	1.00	EA	610.00	610	0.01
DATA OUTLET - QUAD AT FLOOR BOXES FOR CONFERENCE ROOMS, LOUNGE TABLES & STUDIES	25.00	EA	610.00	15,250	0.15
SLEEVES THROUGH FLOORS	5.00	EA	600.00	3,000	0.03
PHONE OUTLETS - FOR FIRE ALARM, AT MECH ROOM	2.00	EA	250.00	500	
2D AT WIFI LOCATIONS (WIFI ROUTER BY OTHERS)	79.00	EA	430.00	33,970	0.33
<b>*** Total Horizontal Cabling/Distribution</b>				<b>303,339</b>	<b>2.96</b>
<b>** Total 27.01 - TELECOM/DATA</b>				<b>368,639</b>	<b>3.60</b>
<b>27.02 - AUDIO VISUAL</b>					
<b>Video Equipment</b>					
DISPLAY - 50" AT LOUNGES & LARGE CONFERENCE ROOM - PROVIDED BY OTHERS?	1.00	EA			
COAX DROP & HDMI AT LOUNGES, CONFERENCE ROOM & STUDY ROOMS	12.00	EA	135.00	1,620	0.02
CONFERENCE ROOM ROUGH IN	5.00	EA	200.00	1,000	0.01
FLAT SCREEN LED TV - 65" AT LOUNGES & LARGE CONFERENCE ROOM - PROVIDED BY OTHERS?	6.00	EA			
<b>*** Total Video Equipment</b>				<b>2,620</b>	<b>0.03</b>
<b>** Total 27.02 - AUDIO VISUAL</b>				<b>2,620</b>	<b>0.03</b>
<b>28.01 - SECURITY</b>					
<b>Access Control</b>					
CARD READERS (PER DOOR, READER, REX, LOCK, DOOR CONTACTS, WIRING, INSTALL)	8.00	EA	1,200.00	9,600	0.09
CARD READERS EXTERIOR W/ INTERCOM (PER DOOR, READER, REX, LOCK, DOOR CONTACTS, WIRING, INSTALL)	1.00	EA	1,800.00	1,800	0.02
ELEVATOR CARD READERS (PER DOOR, READER, REX, LOCK, DOOR CONTACTS, WIRING, INSTALL)	2.00	EA	1,200.00	2,400	0.02
<b>*** Total Access Control</b>				<b>13,800</b>	<b>0.13</b>
<b>Other Access Control</b>					
CARD READER ROUGH IN (PER DOOR)	9.00	EA	1,500.00	13,500	0.13
HEADEND - (PER DOOR INCLUDES CONTROL PANEL, LOCK POWER SUPPLY)	9.00	EA	600.00	5,400	0.05
<b>*** Total Other Access Control</b>				<b>18,900</b>	<b>0.18</b>
<b>Electronic Surveillance</b>					
ELEVATOR CAMERAS	2.00	EA	2,500.00	5,000	0.05
STATIONARY CAMERAS	12.00	EA	2,500.00	30,000	0.29
STATIONARY CAMERAS - EXTERIOR	5.00	EA	3,100.00	15,500	0.15
MONITORS	1.00	EA	400.00	400	
DIGITAL VIDEO SURVEILLANCE RECORDING SYSTEM	1.00	EA	15,000.00	15,000	0.15
WIRE & CABLE FOR VIDEO SURVEILLANCE (500 LF SIGNAL AND LV POWER)	17.00	EA	250.00	4,250	0.04
<b>*** Total Electronic Surveillance</b>				<b>70,150</b>	<b>0.69</b>
<b>** Total 28.01 - SECURITY</b>				<b>102,850</b>	<b>1.01</b>



## North Building

Description	Quantity UM	Unit Cost	TotalCost	\$/SF
<b>31.01 - EARTHWORK</b>				
<b>Building Mass Excavation</b>				
EXPORT MATERIALS - NORTH BUILDING	1,718.00 TCY	13.75	23,623	0.23
MASS EXCAVATION - NORTH BUILDING	2,620.00 TCY	3.04	7,976	0.08
<b>*** Total Building Mass Excavation</b>			<b>31,598</b>	<b>0.31</b>
<b>Building Structural Fill</b>				
STRUCTURAL FILL - NORTH BUILDING - ASSUMES 3' PAD WITH 5' OVERBUILD	732.00 TONS	2.66	1,948	0.02
IMPORT MATERIALS - NORTH BUILDING	2,784.00 TONS	13.00	36,192	0.35
SCARIFY AND COMPACT	22,400.00 SF	0.10	2,128	0.02
<b>*** Total Building Structural Fill</b>			<b>40,269</b>	<b>0.39</b>
<b>** Total 31.01 - EARTHWORK</b>			<b>71,867</b>	<b>0.70</b>
<b>* Total NORTH BUILDING</b>	<b>102,321.00 SF</b>	<b>258.55</b>	<b>26,454,949</b>	<b>258.55</b>



## South Building

Description	Quantity	UM	Unit Cost	TotalCost	\$/SF
<b>SOUTH BUILDING</b>					
<b>01.01 - GENERAL WORKS</b>					
<b>Project Cleaning</b>					
JOBSITE CLEAN-UP	82.00	WK	2,062.81	169,150	1.61
DUMPSTER - 30 CY	138.00	EA	550.00	75,900	0.72
FINAL CLEAN-UP - SUB 1ST CLEAN	104,919.00	SF	0.18	18,885	0.18
FINAL CLEAN-UP - SUB 2ND CLEAN	104,919.00	SF	0.14	14,437	0.14
FINAL CLEAN EXTERIOR WINDOWS	11,341.00	SF	0.45	5,103	0.05
<b>*** Total Project Cleaning</b>				<b>283,476</b>	<b>2.70</b>
<b>Safety</b>					
LADDERS FOR FLOOR ACCESS	18.00	EA	411.73	7,411	0.07
WOOD HANDRAILS - 2 LINE	5,418.00	LF	6.01	32,556	0.31
TOEBOARDS	5,418.00	LF	2.31	12,496	0.12
METAL STANDS	677.00	EA	49.01	33,179	0.32
ORANGE PERIMETER MESH	5,418.00	LF	2.16	11,679	0.11
OPENING COVERS - SMALL OPENINGS	350.00	SF	4.05	1,416	0.01
<b>*** Total Safety</b>				<b>98,737</b>	<b>0.94</b>
<b>Layout</b>					
INSTRUMENT MAN (NTP THRU STRUCTURE)	54.00	WK	978.75	52,853	0.50
STAKES, FLAGGING, PAINT - ADDITIONAL REGISTERED SURVEYOR	1.00	LS	324.75	325	
	1.00	LS	4,000.00	4,000	0.04
<b>*** Total Layout</b>				<b>57,177</b>	<b>0.54</b>
<b>Barricades</b>					
PEDESTRIAN WALKWAYS - BUILD	40.00	LF	151.84	6,073	0.06
PEDESTRIAN WALKWAYS - MOVE AND SET	40.00	LF	19.14	765	0.01
<b>*** Total Barricades</b>				<b>6,839</b>	<b>0.07</b>
<b>Temporary Drywall Partitions</b>					
TEMPORARY DRYWALL PARTITION @ HOIST LANDINGS	90.00	LF	65.00	5,850	0.06
<b>*** Total Temporary Drywall Partitions</b>				<b>5,850</b>	<b>0.06</b>
<b>Other Temporary Partitions</b>					
TEMP DOOR, FRAME & HARDWARE - @ HOISTING LANDINGS	5.00	EA	800.00	4,000	0.04
DEMO TEMPORARY PARTITIONS @ HOIST LANDINGS	90.00	LF	9.03	813	0.01
<b>*** Total Other Temporary Partitions</b>				<b>4,813</b>	<b>0.05</b>
<b>Flooring Protection</b>					
STICKY MATS	50.00	BOX	141.32	7,066	0.07
FLOOR PROTECTION - MASONITE	65,300.00	SF	0.78	50,934	0.49
TEMP PROTECTION MAINTENANCE	2.00	WK	880.02	1,760	0.02
<b>*** Total Flooring Protection</b>				<b>59,760</b>	<b>0.57</b>
<b>** Total 01.01 - GENERAL WORKS</b>				<b>516,652</b>	<b>4.92</b>

### 01.70 - LIFTING AND HOISTING

#### Tower Cranes

TOWER - CRANE TRANSPORTATION	1.00	LS	28,000.00	28,000	0.27
TOWER - TOWER CRANE RENTAL	10.00	MO	21,650.00	216,500	2.06
TOWER - TOWER CRANE OVERTIME	433.00	HR	73.61	31,873	0.30
TOWER - CRANE PROPERTY TAX	10.00	MO	162.38	1,624	0.02
TOWER - TOWER CRANE MAINTENANCE	10.00	MO	1,082.50	10,825	0.10
TOWER - CRANE INSURANCE	10.00	MO	1,067.00	10,670	0.10
TOWER - TOWER CRANE FOUNDATION ENGINEERING	1.00	EA	2,000.00	2,000	0.02
TOWER - PURCHASE ANCHOR STOOLS	4.00	EA	4,625.00	18,500	0.18
TOWER - CRANE TECHNICIAN	12.00	DAY	1,028.38	12,341	0.12
TOWER - TECH TRIP CHARGES	12.00	EA	400.00	4,800	0.05
TOWER - TOWER CRANE UP & DOWN	2.00	EA	40,000.00	80,000	0.76
TOWER - WOOD ENCLOSURE AT BASE	1.00	EA	7,500.00	7,500	0.07
TOWER - FOUNDATION DESIGN	1.00	LS	3,000.00	3,000	0.03
TOWER PERMITTING FEE	58.00	BCY	258.62	15,000	0.14

## South Building

Description	Quantity	UM	Unit Cost	TotalCost	\$/SF
TOWER - CONCRETE FOR CRANE PIERS	46.00	CY	78.85	3,627	0.03
TOWER - PIER CONCRETE LABOR FOR CRANE FOUNDATION	46.00	CY	6.19	285	
TOWER - EXCAVATE CRANE FOUNDATION	1.00	EA	1,193.68	1,194	0.01
TOWER - DEMO CRANE FOUNDATION	1.00	EA	12,980.86	12,981	0.12
TOWER - CONCRETE LABOR FOR CRANE FOUNDATION	60.00	CY	26.06	1,563	0.01
TOWER - CONCRETE FOR CRANE FOUNDATION	60.00	CY	95.00	5,700	0.05
TOWER - REBAR FOR CRANE FOUNDATION	10.00	TON	950.00	9,500	0.09
TOWER - REBAR LABOR FOR CRANE FOUNDATION	10.00	TON	373.18	3,732	0.04
TOWER - SET ANCHOR STOOLS	4.00	EA	817.62	3,270	0.03
TOWER - TOWER CRANE OPERATOR	44.00	WK	3,301.65	145,273	1.38
TOWER CRANE OPERATOR TRAINEE	1,760.00	HR	28.81	50,700	0.48
<b>*** Total Tower Cranes</b>				<b>680,457</b>	<b>6.49</b>
<b>Man &amp; Material Hoists</b>					
HOIST TRANSPORTATION	1.00	LS	5,500.00	5,500	0.05
HOIST ANCHOR ASSEMBLIES	1.00	EA	920.13	920	0.01
HOIST RENTAL	7.00	MO	8,118.75	56,831	0.54
HOIST PROPERTY TAX	7.00	MO	150.00	1,050	0.01
HOIST INSURANCE	7.00	MO	250.00	1,750	0.02
HOIST PERMIT FEE	1.00	LS	87.00	87	
DROP TEST BY ELEVATOR INSPECTIONS COMPANY	1.00	LS	150.00	150	
HOIST INSPECTION (EVERY 30 DAYS)	7.00	MO	175.00	1,225	0.01
EXTRA DROP TEST (EVERY 90 DAYS)	4.00	EA	175.00	700	0.01
EXCAVATE HOIST PAD	1.00	EA	1,726.40	1,726	0.02
CONCRETE FOR HOIST PAD	8.00	CY	81.80	654	0.01
REBAR FOR HOIST PAD	1.00	TON	1,656.91	1,657	0.02
REBAR LABOR FOR HOIST PAD	1.00	TON	445.66	446	
DEMO HOIST PAD	1.00	EA	2,801.70	2,802	0.03
HOIST ERECT/DISMANTLE	2.00	EA	13,000.00	26,000	0.25
HOIST TECHNICIAN	6.00	DAY	950.00	5,700	0.05
HOIST MAINTENANCE	7.00	MO	649.50	4,547	0.04
HOIST TECH TRIP CHARGES	6.00	EA	400.00	2,400	0.02
LOADING DOCK SETUP	1.00	EA	6,500.00	6,500	0.06
HOIST LANDINGS INSTALLATION	6.00	EA	550.00	3,300	0.03
HOIST LANDINGS	6.00	EA	1,345.66	8,074	0.08
HOIST OPERATOR	61.00	Week	1,044.00	63,684	0.61
<b>*** Total Man &amp; Material Hoists</b>				<b>195,703</b>	<b>1.87</b>
<b>** Total 01.70 - LIFTING AND HOISTING</b>				<b>876,160</b>	<b>8.35</b>
<b>03.00 - CONCRETE TURNKEY</b>					
<b>Site Concrete</b>					
P1 - 24" STRAIGHT SHAFT PIERS**	100.00	LF	105.00	10,500	0.10
P3 - 36" STRAIGHT SHAFT PIERS**	240.00	LF	143.00	34,320	0.33
P2 - 30" STRAIGHT SHAFT PIERS**	825.00	LF	124.00	102,300	0.98
P4 - 48" STRAIGHT SHAFT PIERS**	475.00	LF	172.00	81,700	0.78
<b>*** Total Site Concrete</b>				<b>228,820</b>	<b>2.18</b>
<b>Building Concrete</b>					
MUD SLAB	4,362.00	SF	3.50	15,267	0.15
ELEVATED EDGE BEAM - 24X10**	45.00	LF	231.23	10,405	0.10
ELEVATED EDGE BEAM - 24X30**	55.00	LF	382.00	21,010	0.20
GRADE BEAMS - NO CARTON FORM - 14X24**	122.00	LF	39.52	4,821	0.05
GRADE BEAMS - NO CARTON FORM - 16X24 - WIDENED**	88.00	LF	99.94	8,795	0.08
GRADE BEAMS - NO CARTON FORM - 16X24**	744.00	LF	48.44	36,043	0.34
GRADE BEAMS - NO CARTON FORM - 18X30 - WIDENED**	29.00	LF	119.49	3,465	0.03
GRADE BEAMS - NO CARTON FORM - 18X30**	185.00	LF	68.49	12,672	0.12
ELEVATOR PITS - DOUBLE	1.00	EA	36,700.00	36,700	0.35
SLAB ON GRADE - 5"***	12,033.00	SF	6.88	82,834	0.79
TOPPING SLAB @ BREEZEWAY**	904.00	SF	4.00	3,616	0.03
5" THICK		SF	66.03		

**TxSt- Hilltop Housing Complex**  
**Client Project No. 18-09079 / Vaughn Project No. 2647-00**  
**ESTIMATE SUMMARY & DETAIL**



**South Building**

Description	Quantity	UM	Unit Cost	TotalCost	\$/SF
BASEMENT WALLS - 18" THICK**	1,461.00	SF	58.47	85,425	0.81
PONY WALL - 10" THICK**	120.00	SF	37.70	4,524	0.04
SHEARWALLS - 10" THICK**	3,075.00	SF	37.70	115,919	1.10
SHEARWALLS - 12" THICK*		SF	47.86		
SHEARWALLS - 8" THICK*		SF	30.33		
COLUMNS - 14"x16" - 14' HEIGHT**	6.00	EA	1,184.12	7,105	0.07
COLUMNS - 14"x16" - 15'-4" HEIGHT**	34.00	EA	1,273.78	43,308	0.41
COLUMNS - 14"x18" - 14' HEIGHT**	1.00	EA	1,386.67	1,387	0.01
COLUMNS - 14"x18" - 15'-4" HEIGHT**	11.00	EA	1,433.00	15,763	0.15
COLUMNS - 2' DIA. - ARCH EXPOSED - 15'-4" HEIGHT**	8.00	EA	7,200.00	57,600	0.55
ELEVATED FLAT SLAB - 10"***	7,251.00	SF	34.62	251,027	2.39
PT FLAT PLATE - 16" (INCL DROP PANELS)**	16,459.00	SF	37.43	616,067	5.87
PT FLAT PLATE - 16" - EXTENSION AT CANOPY**	381.00	SF	38.76	14,768	0.14
SLAB ON METAL DECK**	65,746.00	SF	4.25	279,427	2.66
PAN STAIRS	1,962.00	SF	10.00	19,620	0.19
MEP PADS	200.00	SF	7.50	1,500	0.01
<b>*** Total Building Concrete</b>				<b>1,749,067</b>	<b>16.67</b>
<b>** Total 03.00 - CONCRETE TURNKEY</b>				<b>1,977,887</b>	<b>18.85</b>
<b>04.01 - MASONRY</b>					
<b>Face Brick</b>					
FACE BRICK - STANDARD	5,698.00	SF	21.84	124,444	1.19
FACE BRICK - STANDARD - PULLED BRICK	3,451.00	SF	27.00	93,177	0.89
<b>*** Total Face Brick</b>				<b>217,621</b>	<b>2.07</b>
<b>Concrete Masonry Units (CMU)</b>					
CMU - 10" SOLID GROUT FILLED	12,090.00	SF	15.00	181,350	1.73
CMU - 8" SOLID GROUT FILLED	7,649.00	SF	13.50	103,262	0.98
<b>*** Total Concrete Masonry Units (CMU)</b>				<b>284,612</b>	<b>2.71</b>
<b>Cast Stone</b>					
CAST STONE SILLS @ BRICK 04' - 00" X 01' - 00" X 00' - 07"	44.00	LF	30.31	1,334	0.01
<b>*** Total Cast Stone</b>				<b>1,334</b>	<b>0.01</b>
<b>Masonry Scaffolding</b>					
SCAFFOLDING FOR EXTERIOR MASONRY	9,149.00	SF	2.85	26,075	0.25
ENGINEERING STUDY FOR SCAFFOLDING	1.00	LS	1,500.00	1,500	0.01
<b>*** Total Masonry Scaffolding</b>				<b>27,575</b>	<b>0.26</b>
<b>Masonry Accessories</b>					
GALV. MASONRY TIES ASSUMED	9,149.00	SF			
CONTROL JOINT INSERTS (H&B)	1,607.00	LF	2.75	4,419	0.04
FIRE SAFING AT CMU HEAD	1,732.00	LF	10.00	17,320	0.17
<b>*** Total Masonry Accessories</b>				<b>21,739</b>	<b>0.21</b>
<b>Other Masonry Work</b>					
FINAL CLEAN MASONRY	9,149.00	SF	1.00	9,149	0.09
<b>*** Total Other Masonry Work</b>				<b>9,149</b>	<b>0.09</b>
<b>Masonry Scope Items</b>					
MASONRY DUMPSTERS	8.00	EA	674.75	5,398	0.05
INSTALLATION OF LOOSE LINTELS SUPPLIED BY OTHERS	1.00	SCOPE			
<b>*** Total Masonry Scope Items</b>				<b>5,398</b>	<b>0.05</b>
<b>Set Frames</b>					
SET HOLLOW METAL FRAMES IN MASONRY PARTITIONS (NEED TO UPDATE TO NEW RE-SD QUANTITIES)	2.00	EA	114.29	229	
<b>*** Total Set Frames</b>				<b>229</b>	
<b>** Total 04.01 - MASONRY</b>				<b>567,656</b>	<b>5.41</b>
<b>05.00 - STRUCTURAL STEEL TURNKEY</b>					
<b>Steel Fabrication Budget</b>					
STEEL FABRICATION BUDGET	1,667.00	SF	16.00	26,672	0.25

**TxSt- Hilltop Housing Complex**  
**Client Project No. 18-09079 / Vaughn Project No. 2647-00**  
**ESTIMATE SUMMARY & DETAIL**



**South Building**

Description	Quantity	UM	Unit Cost	TotalCost	\$/SF
STEEL FRAMING - PITCHED ROOF (based on 12#/SF @ \$3200/TN)		SF	19.20		
STEEL FRAMING WITH DECK - FLOOR (based on 15#/SF @ \$3200/TN)	8,010.00	SF	24.00	192,240	1.83
STEEL SUPPORT FOR BLDG. ENVELOPE (Based on 1#/SqF Bldg. Elevations)	77,874.00	SF	1.60	124,598	1.19
MISC STEEL (Based on .1 #/SF BLDG. AREA) (typical for finished out building)	104,919.00	SF	0.20	20,984	0.20
DIVIDER BEAM	6.00	EA	500.00	3,000	0.03
ELEVATOR HOIST BEAM	2.00	EA	1,000.00	2,000	0.02
STEEL GRATING	10.00	SF	60.00	600	0.01
PAN STAIRS WITH RAILS BOTH SIDES	256.00	RISERS	450.00	115,200	1.10
PIT LADDER	1.00	EA	300.00	300	
ROOF ACCESS LADDER	1.00	EA	2,300.00	2,300	0.02
TOILET PARTITION SUPPORTS	1,275.00	LF	40.00	51,000	0.49
LAVATORY SUPPORTS	425.00	LF	50.00	21,250	0.20
<b>*** Total Steel Fabrication Budget</b>				<b>560,144</b>	<b>5.34</b>
<b>Steel Erection Budget</b>					
ERECT STEEL FRAMING & DECK - FLOORS (based on 15#/SF)	8,010.00	SF	1.35	10,814	0.10
ERECT STEEL FRAMING & DECK - ROOF (based on 10#/SF)	1,667.00	SF	1.15	1,917	0.02
ERECT STEEL FRAMING & DECK - PITCHED ROOF (based on 12#/SF)		SF	1.15		
ERECT STEEL SUPPORT FOR BLDG. ENVELOPE (Based on 1.0 #/SqF Bldg. Elevations)	77,596.00	SF	0.64	49,661	0.47
ERECT MISC STEEL (PER BLDG. AREA) (typical for finished out building - reduce \$ if core & shell only)	104,919.00	SF	0.50	52,460	0.50
INSTALL DIVIDER BEAM	6.00	EA	290.00	1,740	0.02
INSTALL ELEVATOR GUIDE RAILS	12.00	EA	100.00	1,200	0.01
INSTALL ELEVATOR HOIST BEAM	2.00	EA	125.00	250	
INSTALL STEEL GRATING	15.00	SF	6.30	95	
INSTALL PAN STAIRS WITH RAILS	18.00	FLOOR	550.00	9,900	0.09
INSTALL PIT LADDER	1.00	EA	100.00	100	
INSTALL ROOF LADDER	1.00	EA	192.00	192	
INSTALL TOILET PARTITION SUPPORTS	1,275.00	LF	28.00	35,700	0.34
INSTALL LAVATORY SUPPORTS	425.00	LF	55.00	23,375	0.22
<b>*** Total Steel Erection Budget</b>				<b>187,403</b>	<b>1.79</b>
<b>Decking</b>					
ROOF DECK AT STUD FRAMING	116.00	SQS	160.00	18,560	0.18
DECKING AT STUD FRAMING	668.00	SQS	160.00	106,880	1.02
<b>*** Total Decking</b>				<b>125,440</b>	<b>1.20</b>
<b>Deck Erection</b>					
FLOOR DECK	66,778.00	SF	0.61	40,849	0.39
ROOF DECK	11,600.00	SF	0.61	7,096	0.07
<b>*** Total Deck Erection</b>				<b>47,944</b>	<b>0.46</b>
<b>** Total 05.00 - STRUCTURAL STEEL TURNKEY</b>				<b>920,932</b>	<b>8.78</b>
<b>06.02 - ARCHITECTURAL WOODWORK/MILLWORK/TRIM</b>					
<b>Plastic Laminate Cabinetry</b>					
KITCHEN - LOWER PLAM CABINETS (NO COUNTERTOPS)*	49.00	LF	180.00	8,820	0.08
KITCHEN - PENINSULA PLAM CABINETS (NO COUNTERTOPS)*	7.00	LF	192.00	1,344	0.01
KITCHEN ISLAND - LOWER PLAM CABINETS (NO COUNTERTOPS)*	77.00	LF	180.00	13,860	0.13
VANITY - LOWER PLAM CABINETS (NO COUNTERTOPS)*	26.00	LF	180.00	4,680	0.04
KITCHEN - UPPER PLAM CABINETS*	30.00	LF	110.00	3,300	0.03
KITCHEN - FULL HEIGHT CABINET*	4.00	LF	225.00	900	0.01
STUDENT UNIT CLOSETS - C1*	1,280.00	LF	180.00	230,400	2.20
RECEPTION - PLAM CABINETS (NO COUNTERTOPS)*	22.00	LF	375.00	8,250	0.08
<b>*** Total Plastic Laminate Cabinetry</b>				<b>271,554</b>	<b>2.59</b>
<b>Plastic Laminate Countertops</b>					
TSUS Board of Regents Quarterly Meeting	24.00	LF	60.00	1,440	0.01

**TxSt- Hilltop Housing Complex**  
**Client Project No. 18-09079 / Vaughn Project No. 2647-00**  
**ESTIMATE SUMMARY & DETAIL**



**South Building**

Description	Quantity	UM	Unit Cost	TotalCost	\$/SF
SPEED BRACES / SUPPORT ANGLES (ASSUME EVER 3' UNO)*	7.00	EA	90.00	630	0.01
<b>*** Total Plastic Laminate Countertops</b>				<b>2,070</b>	<b>0.02</b>
<b>Plastic Laminate Shelving</b>					
MDF SHELVING (W 1'6") (1 SHELVES) * FIRST ROW LENGTH*	74.00	LF	16.00	1,184	0.01
MDF SHELVING (W 1'6") (3 SHELVES) * FIRST ROW LENGTH*	16.00	LF	35.00	560	0.01
<b>*** Total Plastic Laminate Shelving</b>				<b>1,744</b>	<b>0.02</b>
<b>Finish Wood Paneling</b>					
WOOD PANELING @ 1ST FLOOR LOBBY*	90.00	SF	50.00	4,500	0.04
<b>*** Total Finish Wood Paneling</b>				<b>4,500</b>	<b>0.04</b>
<b>Finish Wood Base &amp; Chair Rail</b>					
FINISHED WOOD BASE*	450.00	LF	16.00	7,200	0.07
<b>*** Total Finish Wood Base &amp; Chair Rail</b>				<b>7,200</b>	<b>0.07</b>
<b>Solid Surface Fabrications</b>					
KITCHEN - SOLID SURFACE COUNTER TOP WITH BACK SPLASH*	49.00	LF	180.00	8,820	0.08
KITCHEN ISLAND - SOLID SURFACE COUNTER TOP WITH BACK SPLASH*	84.00	LF	180.00	15,120	0.14
KITCHEN ISLAND BAR - SOLID SURFACE COUNTER TOP*	15.00	LF	145.00	2,175	0.02
LAUNDRY - SOLID SURFACE COUNTER TOP WITH BACK SPLASH*	15.00	LF	170.00	2,550	0.02
RECEPTION - SOLID SURFACE TOP*	22.00	LF	210.00	4,620	0.04
SOLID SURFACE VANITY AT RESTROOMS*	409.00	LF	170.00	69,530	0.66
TRANSACTION COUNTER - SOLID SURFACE TOP*	6.00	LF	210.00	1,260	0.01
VANITY - SOLID SURFACE COUNTER TOP WITH BACK SPLASH AND BASE CABINET*	26.00	LF	180.00	4,680	0.04
QUARTZ WINDOW SILL (W 12")*	168.00	LF	110.00	18,480	0.18
QUARTZ WINDOW SILL (W 6")*	928.00	LF	65.00	60,320	0.57
CHROME CLOSET ROD	421.00	EA	10.00	4,210	0.04
INTEGRATED SOLID SURFACE SINK	128.00	EA	300.00	38,400	0.37
LAUNDRY - SPEED BRACES / SUPPORT ANGLES (ASSUME EVERY 3' UNO)*	5.00	EA	90.00	450	
<b>*** Total Solid Surface Fabrications</b>				<b>230,615</b>	<b>2.20</b>
<b>** Total 06.02 - ARCHITECTURAL WOODWORK/MI</b>				<b>517,683</b>	<b>4.93</b>
<b>07.01 - WATERPROOF / DAMPPROOF / JOINT SEALANTS</b>					
<b>Expansion Joint Assemblies</b>					
EXTERIOR WALL JOINT AND COVER - EXTERIOR	214.00	LF	60.00	12,840	0.12
EXTERIOR WALL JOINT AND COVER - INTERIOR	473.00	LF	60.00	28,380	0.27
<b>*** Total Expansion Joint Assemblies</b>				<b>41,220</b>	<b>0.39</b>
<b>Dampproofing</b>					
BITUMINOUS DAMPPROOFING ON CMU BEHIND VENEER: REF.: 07 11 13	19,739.00	SF	4.25	83,891	0.80
BITUMINOUS DAMPPROOFING - BASEMENT BEAMS	616.00	SF	1.65	1,016	0.01
BITUMINOUS DAMPPROOFING - BASEMENT WALLS	2,354.00	SF	1.65	3,884	0.04
BITUMINOUS DAMPPROOFING - GRADEBEAMS	1,748.00	SF	1.65	2,884	0.03
BITUMINOUS DAMPPROOFING - VERTICAL - ELEVATOR	408.00	SF	1.65	673	0.01
<b>*** Total Dampproofing</b>				<b>92,349</b>	<b>0.88</b>
<b>Aluminum Flashings</b>					
GALVANIZED FLASHING .015" THICK - AT OPENINGS	6,192.00	SF	5.50	34,056	0.32
<b>*** Total Aluminum Flashings</b>				<b>34,056</b>	<b>0.32</b>
<b>Copper Flashings</b>					
TOUCHING CONCRETE	100.00	LF	3.12	312	
<b>*** Total Copper Flashings</b>				<b>312</b>	

**South Building**

Description	Quantity	UM	Unit Cost	TotalCost	\$/SF
<b>Stainless Steel Flashings</b>					
STAINLESS STEEL THRU WALL FLASHING - @ CAST STONE SILLS	44.00	SF	6.00	264	
<b>*** Total Stainless Steel Flashings</b>				<b>264</b>	
<b>Fluid Applied Waterproofing</b>					
FLUID APPLIED URETHANE - BEHIND FACEBRICK	8,852.00	SF	4.05	35,851	0.34
FLUID APPLIED URETHANE - BEHIND PLASTER	58,961.00	SF	4.05	238,792	2.28
FLUID APPLIED URETHANE - SOFFIT BREEZEWAY	1,074.00	SF	4.05	4,350	0.04
<b>*** Total Fluid Applied Waterproofing</b>				<b>278,992</b>	<b>2.66</b>
<b>Water Repellents</b>					
WATER REPELLENT EXTERIOR MASONRY	8,852.00	SF	1.00	8,852	0.08
<b>*** Total Water Repellents</b>				<b>8,852</b>	<b>0.08</b>
<b>Building Facade Joint Sealants</b>					
JOINT SEALANTS - AROUND CURTAINWALL	133.00	LF	2.10	279	
JOINT SEALANTS - AROUND WINDOWS IN BRICK	224.00	LF	2.10	470	
JOINT SEALANTS - AROUND WINDOWS IN PLASTER	5,935.00	LF	2.10	12,464	0.12
JOINT SEALANTS - PARAPET COPPING	943.00	LF	2.10	1,980	0.02
VERTICAL JOINT SEALANT - FACE BRICK EVERY 25'	312.00	LF	2.10	655	0.01
JOINT SEALANT - SOFFITS PERIMETER - NONE SHOWN FOR RE-SD	50.00	LF	1.75	88	
JOINT SEALANT @ EXTERIOR DOORS	8.00	EA	50.00	400	
<b>*** Total Building Facade Joint Sealants</b>				<b>16,336</b>	<b>0.16</b>
<b>** Total 07.01 - WATERPROOF / DAMPPROOF /</b>				<b>472,381</b>	<b>4.50</b>
<b>07.02 - INSULATION</b>					
<b>Rigid Insulation</b>					
1.5" (R10.9) RIGID INSULATION - BEHIND BRICK	9,149.00	SF	2.65	24,245	0.23
1.5" (R10.9) RIGID INSULATION - BEHIND PLASTER	58,961.00	SF	2.65	156,247	1.49
<b>*** Total Rigid Insulation</b>				<b>180,492</b>	<b>1.72</b>
<b>** Total 07.02 - INSULATION</b>				<b>180,492</b>	<b>1.72</b>
<b>07.03 - ROOFING</b>					
<b>Roof Blocking</b>					
ROOF BLOCKING - PLYWOOD SHEATHING - 3/4"	16,520.00	SF	2.05	33,903	0.32
ROOF BLOCKING - 2 x 4 TREATED WOOD BLOCKING	3,498.00	LF	2.06	7,214	0.07
ROOF BLOCKING - 2 x 10 TREATED WOOD BLOCKING	2,332.00	LF	3.75	8,752	0.08
ROOF BLOCKING - 4 x 4 CUT TO CANT TREATED WOOD BLOCKING	1,166.00	LF	4.45	5,193	0.05
<b>*** Total Roof Blocking</b>				<b>55,061</b>	<b>0.52</b>
<b>Modified Bituminous Membrane Roofing</b>					
SBS MODIFIED GRANULE SURFACE CAP, BASE NAILED TO DECK	16,520.00	SF	17.00	280,840	2.68
<b>*** Total Modified Bituminous Membrane Roo</b>				<b>280,840</b>	<b>2.68</b>
<b>Roof Insulation</b>					
POLYISOCYANURATE - 2" (2 LAYERS)	33,040.00	SF	0.80	26,432	0.25
FIBERBOARD OVERLAY - 1"	16,520.00	SF	0.85	14,042	0.13
<b>*** Total Roof Insulation</b>				<b>40,474</b>	<b>0.39</b>
<b>Gutters &amp; Downspouts</b>					
PARAPET CAP / COPING - 12" WIDE	820.00	LF	12.00	9,840	0.09
PARAPET CAP / COPING - 15" WIDE	123.00	LF	16.00	1,968	0.02
<b>*** Total Gutters &amp; Downspouts</b>				<b>11,808</b>	<b>0.11</b>

**South Building**

Description	Quantity	UM	Unit Cost	TotalCost	\$/SF
SHEETMETAL FLASHING	1,166.00	LF	4.00	4,664	0.04
GALVANIZED THRU WALL FLASHING AT ROOF TO VERTICAL WALL	1,166.00	LF	6.00	6,996	0.07
<b>*** Total Roof Flashings</b>				<b>11,660</b>	<b>0.11</b>
<b>Roof Accessories</b>					
ROOF WALKWAY PADS	159.00	EA	25.00	3,975	0.04
ROOF CURB - 4x6	2.00	EA	650.00	1,300	0.01
<b>*** Total Roof Accessories</b>				<b>5,275</b>	<b>0.05</b>
<b>** Total 07.03 - ROOFING</b>				<b>405,118</b>	<b>3.86</b>
<b>07.08 - FIREPROOFING</b>					
<b>Sprayed Fireproofing</b>					
FIREPROOFING - TOP FLOOR OF NORTH BUILDING ONLY	6,778.00	SF	3.21	21,757	0.21
COLUMNS FIREPROOFING	49.00	EA	68.00	3,332	0.03
<b>*** Total Sprayed Fireproofing</b>				<b>25,089</b>	<b>0.24</b>
<b>** Total 07.08 - FIREPROOFING</b>				<b>25,089</b>	<b>0.24</b>
<b>07.10 - FIRECAULKING</b>					
<b>Firecaulking</b>					
FIRECAULKING AT DRYWALL - BOTH SIDES OF WALL	12,290.00	LF	5.50	67,595	0.64
FIRECAULKING AT CMU WALLS - BOTH SIDES OF WALL	1,732.00	LF	5.85	10,132	0.10
STUFF FIRE BARRIER AT TOP OF CMU WALLS	1,732.00	LF	2.75	4,763	0.05
<b>*** Total Firecaulking</b>				<b>82,490</b>	<b>0.79</b>
<b>Firecaulking Scope Items</b>					
SINGLE SOURCE FIRESTOPPING SUB	104,919.00	SF	0.75	78,689	0.75
<b>*** Total Firecaulking Scope Items</b>				<b>78,689</b>	<b>0.75</b>
<b>** Total 07.10 - FIRECAULKING</b>				<b>161,179</b>	<b>1.54</b>
<b>08.01 - HOLLOW METAL</b>					
<b>Door Frames</b>					
2070 HOLLOW METAL FRAME FIRE RATED	1.00	EA	150.00	150	
3070 HOLLOW METAL FRAME	138.00	EA	149.00	20,562	0.20
3070 HOLLOW METAL FRAME FIRE RATED	286.00	EA	200.00	57,200	0.55
<b>*** Total Door Frames</b>				<b>77,912</b>	<b>0.74</b>
<b>Doors</b>					
2070 HOLLOW METAL DOOR FIRE RATED	1.00	EA	300.00	300	
3070 HOLLOW METAL DOOR	3.00	EA	300.00	900	0.01
3070 HOLLOW METAL DOOR FIRE RATED	28.00	EA	350.00	9,800	0.09
<b>*** Total Doors</b>				<b>11,000</b>	<b>0.10</b>
<b>** Total 08.01 - HOLLOW METAL</b>				<b>88,912</b>	<b>0.85</b>
<b>08.06 - WOOD DOORS</b>					
<b>Prefinished Wood Doors</b>					
3070 FLUSH WOOD DOOR - SOLID CORE	35.00	EA	300.00	10,500	0.10
3070 FLUSH WOOD DOOR - SOLID CORE FIRE RATED	258.00	EA	350.00	90,300	0.86
<b>*** Total Prefinished Wood Doors</b>				<b>100,800</b>	<b>0.96</b>
<b>** Total 08.06 - WOOD DOORS</b>				<b>100,800</b>	<b>0.96</b>
<b>08.07 - PREASSEMBLED DOOR UNITS</b>					
<b>Preassembled Wood Door Units</b>					
3070 PRE-HUNG DOOR	5.00	EA	150.00	750	0.01
4070 PRE-HUNG DOOR BIFOLD	1.00	EA	170.00	170	
5070 PRE-HUNG DOOR BIFOLD	3.00	EA	190.00	570	0.01
<b>*** Total Preassembled Wood Door Units</b>				<b>1,490</b>	<b>0.01</b>
<b>** Total 08.07 - PREASSEMBLED DOOR UNITS</b>				<b>1,490</b>	<b>0.01</b>
<b>08.08 - ACCESS DOORS</b>					
<b>Wall Access Doors</b>					
1 SUS Board of Regents Quarterly Meeting			521		
2 SUS Board of Regents Quarterly Meeting	107.00	EA	250.00	26,750	0.25

## South Building

Description	Quantity	UM	Unit Cost	TotalCost	\$/SF
*** Total Wall Access Doors				26,750	0.25
** Total 08.08 - ACCESS DOORS				26,750	0.25
<b>08.28 - GLASS &amp; GLAZING</b>					
<b>Glass Doors &amp; Entrances</b>					
PAIR ALUMINUM ENTRANCE DOOR & FRAME-(2)3470 - EXTERIOR	2.00	PAIR	5,900.00	11,800	0.11
PAIR ALUMINUM ENTRANCE DOOR & FRAME - (2)4870 - EXTERIOR - NONE SHOWN FOR RE-SD		EA	6,200.00		
ALUMINUM ENTRANCE DOOR & FRAME - 3670 - INTERIOR - NONE SHOWN FOR RE-SD		EA	2,800.00		
*** Total Glass Doors & Entrances				11,800	0.11
<b>Aluminum Punch Windows</b>					
ALUMINUM PUNCH WINDOW - PEERLESS 4160	7,318.00	SF	50.00	365,900	3.49
*** Total Aluminum Punch Windows				365,900	3.49
<b>Storefront Window Systems</b>					
STOREFRONT GLAZING SYSTEMS - EXTERIOR	2,085.00	SF	68.00	141,780	1.35
STOREFRONT GLAZING SYSTEMS - INTERIOR	285.00	SF	45.00	12,825	0.12
*** Total Storefront Window Systems				154,605	1.47
<b>Curtain Wall Systems</b>					
7 1/2" CURTAINWALL SYSTEM W/ 1" INSULATED GLASS	658.00	SF	78.00	51,324	0.49
*** Total Curtain Wall Systems				51,324	0.49
<b>Curtain Wall Systems Premiums</b>					
*****METAL PANELS PREMIUM BY CURTAINWALL CONTRACTOR	100.00	SF	20.00	2,000	0.02
*** Total Curtain Wall Systems Premiums				2,000	0.02
<b>Interior Glass in Doors</b>					
TEMPERED GLASS IN DOORS (MEDIUM SIZE)	23.00	EA	150.00	3,450	0.03
FIRE GLASS IN DOORS (SMALL SIZE) (NEED TO UPDATE TO NEW RE-SD QUANTITIES)	18.00	EA	750.00	13,500	0.13
*** Total Interior Glass in Doors				16,950	0.16
<b>Mirrors</b>					
NON-FRAMED MIRRORS	1,459.00	SF	17.00	24,803	0.24
*** Total Mirrors				24,803	0.24
<b>Glass and Glazing Scope Items</b>					
TESTING OF WINDOW SYSTEMS	1.00	LS	25,000.00	25,000	0.24
*** Total Glass and Glazing Scope Items				25,000	0.24
** Total 08.28 - GLASS & GLAZING				652,382	6.22
<b>08.34 - FINISH HARDWARE</b>					
<b>Hardware Sets</b>					
ADA HARDWARE	106.00	EA	640.00	67,840	0.65
BIFOLD HARDWARE	4.00	EA	90.00	360	
PREHUNG HARDWARE	5.00	EA	640.00	3,200	0.03
HARDWARE	319.00	EA	640.00	204,160	1.95
*** Total Hardware Sets				275,560	2.63
** Total 08.34 - FINISH HARDWARE				275,560	2.63
<b>08.38 - DOOR &amp; HARDWARE INSTALLATION</b>					
<b>Frame Distribution</b>					
DISTRIBUTE HOLLOW METAL FRAMES	425.00	EA	16.07	6,831	0.07
*** Total Frame Distribution				6,831	0.07
<b>Set Hollow Metal Doors</b>					
SET HOLLOW METAL DOORS	32.00	EA	43.82	1,402	0.01
*** Total Set Hollow Metal Doors				1,402	0.01
<b>Wood Door Distribution</b>					



**South Building**

Description	Quantity	UM	Unit Cost	TotalCost	\$/SF
DISTRIBUTE WOOD DOORS	393.00	EA	16.07	6,316	0.06
<b>*** Total Wood Door Distribution</b>				<b>6,316</b>	<b>0.06</b>
<b>Set Wood Doors</b>					
SET WOOD DOORS	393.00	EA	43.82	17,222	0.16
<b>*** Total Set Wood Doors</b>				<b>17,222</b>	<b>0.16</b>
<b>Set Preassembled Doors</b>					
HANG PREASSEMBLED DOORS	9.00	EA	10.96	99	
<b>*** Total Set Preassembled Doors</b>				<b>99</b>	
<b>Install Hardware Sets</b>					
LABOR TO SET \$ 50.00 (PREHUNG)	5.00	EA	81.15	406	
LABOR TO SET \$ 75.00 (BIFOLD)	4.00	EA	121.72	487	
LABOR TO SET \$ 100.00 (HARDWARE)	319.00	EA	162.30	51,773	0.49
LABOR TO SET \$ 200.00 (ADA)	106.00	EA	324.60	34,407	0.33
<b>*** Total Install Hardware Sets</b>				<b>87,074</b>	<b>0.83</b>
<b>** Total 08.38 - DOOR &amp; HARDWARE INSTALLAT</b>				<b>118,943</b>	<b>1.13</b>
<b>09.01 - PLASTER</b>					
<b>Plaster Ceilings</b>					
PLASTER SOFFITS @ SOFFITS BELOW WALKWAY	23.00	SF	25.00	575	0.01
<b>*** Total Plaster Ceilings</b>				<b>575</b>	<b>0.01</b>
<b>Plaster Walls</b>					
PLASTER WALL COLORS A,B,C	58,961.00	SF	13.00	766,493	7.31
PLASTER WALL - ADDITIONAL TEXTURING PREMIUM - MEDIUM	47,779.00	SF	0.78	37,268	0.36
PLASTER WALL - ADDITIONAL TEXTURING PREMIUM - SMOOTH	10,190.00	SF	0.95	9,681	0.09
INCLUDES SCAFFOLD FOR PLASTER AND EIFS	58,961.00	SF	2.15	126,766	1.21
<b>*** Total Plaster Walls</b>				<b>940,207</b>	<b>8.96</b>
<b>EIFS Walls</b>					
EIFS BANDING - 2' WIDE	1,263.00	LF	12.00	15,156	0.14
EIFS BANDING - SILLS A,B,C (ASSUMING ALL WINDOWS IN PLASTER HAVE SILLS)	751.00	LF	5.00	3,755	0.04
EIFS BANDING 1'4" WIDE	468.00	LF	10.00	4,680	0.04
<b>*** Total EIFS Walls</b>				<b>23,591</b>	<b>0.22</b>
<b>** Total 09.01 - PLASTER</b>				<b>964,373</b>	<b>9.19</b>
<b>09.02 - DRYWALL</b>					
<b>Millwork Blocking</b>					
MILLWORK - 1 x 6 FIRE TREATED WOOD BLOCKING (# X 2 +10%)	6,789.00	LF	2.71	18,365	0.18
<b>*** Total Millwork Blocking</b>				<b>18,365</b>	<b>0.18</b>
<b>Window Blocking</b>					
WINDOW BLOCKING - FIRE TREATED PLYWOOD - 1/2" (# X 2 +10%)	6,376.00	SF	2.85	18,159	0.17
WINDOW BLOCKING - 2 x 4 FIRE TREATED WOOD BLOCKING	5,380.00	LF	2.93	15,737	0.15
<b>*** Total Window Blocking</b>				<b>33,896</b>	<b>0.32</b>
<b>Toilet Accessory Blocking</b>					
TOILET ACCESSORY - 1 x 6 FIRE TREATED WOOD BLOCKING	3,442.00	LF	2.71	9,311	0.09
<b>*** Total Toilet Accessory Blocking</b>				<b>9,311</b>	<b>0.09</b>
<b>Toilet Partition Blocking</b>					
TOILET PARTITION - 1 x 6 FIRE TREATED WOOD BLOCKING (14LF/PER)	2,279.00	LF	2.71	6,165	0.06
<b>*** Total Toilet Partition Blocking</b>				<b>6,165</b>	<b>0.06</b>
<b>Insulation Batts</b>					
BATT INSULATION	66,076.00	SF	0.85	56,165	0.54
<b>*** Total Insulation Batts</b>				<b>56,165</b>	<b>0.54</b>

## South Building

Description	Quantity	UM	Unit Cost	TotalCost	\$/SF
<b>Exterior Gypboard Partitions</b>					
EXTERIOR WALL ENGINEERING & DESIGN CALCS	1.00	LS	5,000.00	5,000	0.05
TO 11' 4" -16 GA.6"STUDS@16", EXT.SHEATH,INT. GYP	3,312.00	LF	98.00	324,576	3.09
TO 4' -16 GA.6"STUDS@16", EXT.SHEATH,INT. GYP @ EXTERIOR STOREFRONT	128.00	LF	70.00	8,960	0.09
TO 8' - 4" -16 GA.6"STUDS@16", EXT.SHEATH,INT. GYP - STAIR TOWER - SHOWN AS CONCRETE WALLS @ RE-SD		LF	95.00		
TO 12' -16 GA.6"STUDS@16", EXT.SHEATH,INT. GYP - BASEMENT	44.00	LF	115.00	5,060	0.05
TO 13' - 4" -16 GA.6"STUDS@16", EXT.SHEATH,INT. GYP	748.00	LF	130.00	97,240	0.93
TO 2' -16 GA.6"STUDS@16", EXT.SHEATH,INT. GYP - PARAPET	165.00	LF	35.00	5,775	0.06
TO 4' -16 GA.6"STUDS@16", EXT.SHEATH,INT. GYP - PARAPET	820.00	LF	55.00	45,100	0.43
TO 14' -16 GA.6"STUDS@16", EXT.SHEATH,INT. GYP	151.00	LF	133.00	20,083	0.19
TO 15' 4" -16 GA.6"STUDS@16", EXT.SHEATH,INT. GYP	770.00	LF	135.00	103,950	0.99
TO 16' 10"-16 GA.6"STUDS@16", EXT.SHEATH,INT. GYP - COVERED ARCHWAY FRAMING - NOT SHOWN ON RE-SD	13.00	LF			
<b>*** Total Exterior Gypboard Partitions</b>				<b>615,744</b>	<b>5.87</b>
<b>Interior Partitions to Deck, One Layer Ea Side</b>					
TYPE A TO 11' - 4" -20 GA.3 5/8"@16",1 EA 5/8"GYP EA. SIDE	743.00	LF	57.45	42,685	0.41
TYPE A TO 12' -20 GA.3 5/8"@16",1 EA 5/8"GYP EA. SIDE***	310.00	LF	60.00	18,600	0.18
TYPE A TO 13' - 4" -20 GA.3 5/8"@16",1 EA 5/8"GYP EA. SIDE	188.00	LF	65.00	12,220	0.12
TYPE A TO 15' - 4" -20 GA.3 5/8"@16",1 EA 5/8"GYP EA. SIDE	568.00	LF	75.47	42,867	0.41
TYPE A TO 11' - 4" -20 GA.8"@16",1 EA 5/8"GYP EA. SIDE	125.00	LF	77.00	9,625	0.09
TYPE A TO 12' -20 GA.8"@16",1 EA 5/8"GYP EA. SIDE	69.00	LF	81.00	5,589	0.05
TYPE A TO 15' - 4" -20 GA.8"@16",1 EA 5/8"GYP EA. SIDE	225.00	LF	100.00	22,500	0.21
TYPE FR1B - TO 15' - 4" -20 GA.6"@16",1 EA 5/8"GYP EA. SIDE - 30 MIN RATED - ADDITIONAL LAYER CORRIDOR SIDE	447.00	LF	126.00	56,322	0.54
TYPE FR1C - TO 15' - 4" -20 GA.3 5/8"@16",1 EA 5/8"GYP EA. SIDE - 30 MIN RATED - ADDITIONAL LAYER CORRIDOR SIDE	3.00	LF	116.00	348	
TYPE A TO 13' - 4" -20 GA.8"@16",1 EA 5/8"GYP EA. SIDE	31.00	LF	97.00	3,007	0.03
TYPE A TO 15' - 4" -20 GA.11"@16",1 EA 5/8"GYP EA. SIDE	3.00	LF	109.00	327	
<b>*** Total Interior Partitions to Deck, One</b>				<b>214,090</b>	<b>2.04</b>
<b>Interior Partitions to Deck, Two Layers Ea Side</b>					
TYPE FR1 - TO 11' - 4" -20 GA.3 5/8"@16",1 EA 5/8"GYP EA. SIDE - 1 HOUR FIRE RATED	174.00	LF	58.80	10,231	0.10
TYPE FR1 - TO 12' -20 GA.3 5/8"@16",1 EA 5/8"GYP EA. SIDE - 1 HOUR FIRE RATED***	60.00	LF	60.00	3,600	0.03
TYPE FR1 - TO 13' 4" - 20 GA.3 5/8"@16",1 EA 5/8"GYP EA. SIDE - 1 HOUR FIRE RATED	35.00	LF	69.00	2,415	0.02
TYPE FR2A - TO 11' - 4" -20 GA.6"@16",2 EA 5/8"GYP EA. SIDE - 2 HOUR FIRE RATED	62.00	LF	95.00	5,890	0.06
TYPE FR1 - TO 15' - 4" -20 GA.3 5/8"@16",2 EA 5/8"GYP EA. SIDE - 1 HOUR FIRE RATED	406.00	LF	77.00	31,262	0.30
TYPE FR2A - TO 15' -4" -20 GA.3 5/8"@16",2 EA 5/8"GYP EA. SIDE - 2 HOUR FIRE RATED	162.00	LF	120.00	19,440	0.19
TYPE FR1A - TO 15' - 4" -20 GA.6"@16",1 EA 5/8"GYP EA. SIDE - 1 HOUR FIRE RATED	84.00	LF	102.00	8,568	0.08
<b>*** Total Interior Partitions to Deck, Two</b>				<b>81,406</b>	<b>0.78</b>
<b>Chase Walls, Two Layers Ea Side</b>					
TYPE FR2 - 2 TO 11' 4" -20 GA.3 5/8"@16",2 EA 5/8"GYP EA. SIDE - 1 HOUR FIRE RATED	30.00	LF	128.00	3,840	0.04

## South Building

Description	Quantity	UM	Unit Cost	TotalCost	\$/SF
TYPE FR2 - 2 TO 15'-4"-20 GA.3 5/8"@16",2 EA 5/8"GYP EA. FINISH SIDE - 2 HOUR FIRE RATED	50.00	LF	147.00	7,350	0.07
<b>*** Total Chase Walls, Two Layers Ea Side</b>				<b>11,190</b>	<b>0.11</b>
<b>Furred Walls, One Layer on Finish Side</b>					
TYPE F - TO 11' 4"-20 GA.2 1/2"@16",1 EA 5/8"GYP FINISH SIDE	852.00	LF	32.00	27,264	0.26
TYPE F - TO 12' -20 GA.2 1/2"@16",1 EA 5/8"GYP FINISH SIDE	81.00	LF	35.00	2,835	0.03
TYPE F - TO 13' -4"-20 GA.2 1/2"@16",1 EA 5/8"GYP FINISH SIDE	185.00	LF	38.00	7,030	0.07
TYPE F - TO 15'-4" -20 GA.2 1/2"@16",1 EA 5/8"GYP FINISH SIDE	304.00	LF	40.00	12,160	0.12
<b>*** Total Furred Walls, One Layer on Finis</b>				<b>49,289</b>	<b>0.47</b>
<b>Stub Walls</b>					
STUB WALL TYP A TO 6' -20 GA.3 5/8"@16",1 EA 5/8"GYP EA. SIDE @ COUNTER	9.00	LF	44.00	396	
<b>*** Total Stub Walls</b>				<b>396</b>	
<b>Other Gyp Board Partitions</b>					
TYPE FR1B - TO 11' - 4" -20 GA.6"@16",1 EA 5/8"GYP EA. SIDE - 30 MIN RATED - ADDITIONAL LAYER CORRIDOR SIDE	679.00	LF	124.00	84,196	0.80
W1 - 2 HR CHASE - 2ND FL - 600S250-97 @ 12" - TYPE FR2 - 2 TO 11'-4"- 2 EA 5/8"GYP EA. FINISH SIDE - 2 HOUR FIRE RATED	141.00	LF	304.00	42,864	0.41
W1 - 2 HR CHASE - 3RD FL - 600S200-97 @ 12" - TYPE FR2 - 2 TO 11'-4"- 2 EA 5/8"GYP EA. FINISH SIDE - 2 HOUR FIRE RATED	141.00	LF	304.00	42,864	0.41
W1 - 2 HR CHASE - 4TH FL - 600S250-97 @ 16" - TYPE FR2 - 2 TO 11'-4"- 2 EA 5/8"GYP EA. FINISH SIDE - 2 HOUR FIRE RATED	141.00	LF	167.00	23,547	0.22
W1 - 2 HR CHASE - 5TH FL - 600S200-97 @ 16" - TYPE FR2 - 2 TO 11'-4"- 2 EA 5/8"GYP EA. FINISH SIDE - 2 HOUR FIRE RATED	141.00	LF	256.00	36,096	0.34
W1 - 2 HR CHASE - 6TH FL - 600S200-97 @ 16" - TYPE FR2 - 2 TO 13' 4" - 2 EA 5/8"GYP EA. FINISH SIDE - 2 HOUR FIRE RATED	141.00	LF	308.00	43,428	0.41
PREMIUM TO USE 5/8" CEMENT TILE BACKER (FROM TYPE X)*	533.00	SF	1.35	720	0.01
<b>***W2 - 2 HR CHASE - 2ND FL - 600S250-97 @ 12" - TYPE FR2 - 2 TO 11'-4"- 2 EA 5/8"GYP EA. FINISH SIDE - 2 HOUR FIRE RATED - CHANGED TO FR2A TYPES (53 LF)</b>	LF		301.00		
<b>***W2 - 2 HR CHASE - 3RD FL - 600S250-97 @ 16" - TYPE FR2 - 2 TO 11'-4"- 2 EA 5/8"GYP EA. FINISH SIDE - 2 HOUR FIRE RATED - CHANGED TO FR2A TYPES (53 LF)</b>	LF		304.00		
<b>***W2 - 2 HR CHASE - 4TH FL - 600S200-97 @ 12" - TYPE FR2 - 2 TO 11'-4"- 2 EA 5/8"GYP EA. FINISH SIDE - 2 HOUR FIRE RATED - CHANGED TO FR2A TYPES (53 LF)</b>	LF		301.00		
<b>***W2 - 2 HR CHASE - 5TH FL - 600S250-97 @ 16" - TYPE FR2 - 2 TO 11'-4"- 2 EA 5/8"GYP EA. FINISH SIDE - 2 HOUR FIRE RATED - CHANGED TO FR2A TYPES (53 LF)</b>	LF		256.00		
<b>***W2 - 2 HR CHASE - 6TH FL - 600S200-97 @ 16" - TYPE FR2 - 2 TO 11'-4"- 2 EA 5/8"GYP EA. FINISH SIDE - 2 HOUR FIRE RATED - CHANGED TO FR2A TYPES (53 LF)</b>	LF		256.00		
W1 - 1 HR RATED - 2ND FL - 600S250-97 @ 12" - TYPE FR1 - TO 11' - 4" -20 GA.3 5/8"@16",2 EA 5/8"GYP EA. SIDE - 1 HOUR FIRE RATED	253.00	LF	159.00	40,227	0.38
W1 - 1 HR RATED - 3RD FL - 600S200-97 @ 12" - TYPE FR1 - TO 11' - 4" -20 GA.3 5/8"@16",2 EA 5/8"GYP EA. SIDE - 1 HOUR FIRE RATED	256.00	LF	153.00	39,168	0.37
W1 - 1 HR RATED - 4TH FL - 600S250-97 @ 16" - TYPE FR1 - TO 11' - 4" -20 GA.3 5/8"@16",2 EA 5/8"GYP EA. SIDE - 1 HOUR FIRE RATED	256.00	LF	133.00	34,048	0.32
W1 - 1 HR RATED - 5TH FL - 600S200-97 @ 16" - TYPE FR1 - TO 11' - 4" -20 GA.3 5/8"@16",2 EA 5/8"GYP EA. SIDE - 1 HOUR FIRE RATED	256.00	LF	128.00	32,768	0.31
<b>*** Board of Regents Quarterly Meeting May 23-24, 2019</b>			<b>525</b>		

**TxSt- Hilltop Housing Complex**  
**Client Project No. 18-09079 / Vaughn Project No. 2647-00**  
**ESTIMATE SUMMARY & DETAIL**



**South Building**

<i>Description</i>	<i>Quantity UM</i>	<i>Unit Cost</i>	<i>TotalCost</i>	<i>\$/SF</i>
W1 - 1 HR RATED - 6TH FL - 600S200-97 @ 16" - TYPE FR1 - TO 13' 4" - 20 GA.3 5/8"@16",2 EA 5/8"GYP EA. SIDE - 1 HOUR FIRE RATED	268.00 LF	135.00	36,180	0.34
W1 - 2 HR RATED - 2ND FL - 600S250-97 @ 12" - TYPE FR2A - TO 11' - 4" -20 GA.3 5/8"@16",2 EA 5/8"GYP EA. SIDE - 1 HOUR FIRE RATED	489.00 LF	175.00	85,575	0.82
W1 - 2 HR RATED - 2ND FL - 600S250-97 @ 12" - TYPE FR2A - TO 11' - 4" -20 GA. 6" @16",2 EA 5/8"GYP EA. SIDE - 1 HOUR FIRE RATED	163.00 LF	195.00	31,785	0.30
W1 - 2 HR RATED - 3RD FL - 600S200-97 @ 12" - TYPE FR2A - TO 11' - 4" -20 GA.3 5/8"@16",2 EA 5/8"GYP EA. SIDE - 1 HOUR FIRE RATED	462.00 LF	175.00	80,850	0.77
W1 - 2 HR RATED - 3RD FL - 600S200-97 @ 12" - TYPE FR2A - TO 11' - 4" -20 GA.6"@16",2 EA 5/8"GYP EA. SIDE - 1 HOUR FIRE RATED	158.00 LF	195.00	30,810	0.29
W1 - 2 HR RATED - 4TH FL - 600S250-97 @ 16" - TYPE FR2A - TO 11' - 4" -20 GA.3 5/8"@16",2 EA 5/8"GYP EA. SIDE - 1 HOUR FIRE RATED	520.00 LF	175.00	91,000	0.87
W1 - 2 HR RATED - 4TH FL - 600S250-97 @ 16" - TYPE FR2A - TO 11' - 4" -20 GA.6"@16",2 EA 5/8"GYP EA. SIDE - 1 HOUR FIRE RATED	159.00 LF	195.00	31,005	0.30
W1 - 2 HR RATED - 5TH FL - 600S200-97 @ 16" - TYPE FR2A - TO 11' - 4" -20 GA.3 5/8"@16",2 EA 5/8"GYP EA. SIDE - 1 HOUR FIRE RATED	508.00 LF	175.00	88,900	0.85
W1 - 2 HR RATED - 5TH FL - 600S200-97 @ 16" - TYPE FR2A - TO 11' - 4" -20 GA. 6" @16",2 EA 5/8"GYP EA. SIDE - 1 HOUR FIRE RATED	167.00 LF	195.00	32,565	0.31
W1 - 2 HR RATED - 6TH FL - 600S200-97 @ 16" - TYPE FR2A - TO 13' 4" -20 GA.3 5/8"@16",2 EA 5/8"GYP EA. SIDE - 1 HOUR FIRE RATED	508.00 LF	200.00	101,600	0.97
W1 - 2 HR RATED - 6TH FL - 600S200-97 @ 16" - TYPE FR2A - TO 13' 4" - 20 GA.6" @16",2 EA 5/8"GYP EA. SIDE - 1 HOUR FIRE RATED	168.00 LF	195.00	32,760	0.31
W2 - 1 HR RATED - 2ND FL - 600S250-97 @ 12" - TYPE FR1 - TO 11' - 4" -20 GA.3 5/8"@16",2 EA 5/8"GYP EA. SIDE - 1 HOUR FIRE RATED	504.00 LF	159.00	80,136	0.76
W2 - 1 HR RATED - 3RD FL - 600S250-97 @ 16" - TYPE FR1 - TO 11' - 4" -20 GA.3 5/8"@16",2 EA 5/8"GYP EA. SIDE - 1 HOUR FIRE RATED	498.00 LF	133.00	66,234	0.63
W2 - 1 HR RATED - 4TH FL - 600S200-97 @ 12" - TYPE FR1 - TO 11' - 4" -20 GA.3 5/8"@16",2 EA 5/8"GYP EA. SIDE - 1 HOUR FIRE RATED	486.00 LF	153.00	74,358	0.71
W2 - 1 HR RATED - 5TH FL - 600S250-97 @ 16" - TYPE FR1 - TO 11' - 4" -20 GA.3 5/8"@16",2 EA 5/8"GYP EA. SIDE - 1 HOUR FIRE RATED	498.00 LF	133.00	66,234	0.63
W2 - 1 HR RATED - 6TH FL - 600S200-97 @ 16" - TYPE FR1 - TO 12' - 20 GA.3 5/8"@16",2 EA 5/8"GYP EA. SIDE - 1 HOUR FIRE RATED	486.00 LF	128.00	62,208	0.59
W3 - 30 MIN RATED - 2ND FL - 600S200-68 @ 16" TYPE FR1B - TO 11' - 4" -20 GA.6"@16",1 EA 5/8"GYP EA. SIDE - 30 MIN RATED - ADDITIONAL LAYER CORRIDOR SIDE	562.00 LF	106.00	59,572	0.57
W3 - 30 MIN RATED - 3RD FL - 600S162-68 @ 16" TYPE FR1B - TO 11' - 4" -20 GA.6"@16",1 EA 5/8"GYP EA. SIDE - 30 MIN RATED - ADDITIONAL LAYER CORRIDOR SIDE	534.00 LF	96.02	51,275	0.49
W3 - 30 MIN RATED - 4TH FL - 600S200-54 @ 16" TYPE FR1B - TO 11' - 4" -20 GA.6"@16",1 EA 5/8"GYP EA. SIDE - 30 MIN RATED - ADDITIONAL LAYER CORRIDOR SIDE	534.00 LF	124.00	66,216	0.63
W3 - 30 MIN RATED - 5TH FL - 600S200-54 @ 16" TYPE FR1B - TO 11' - 4" -20 GA.6"@16",1 EA 5/8"GYP EA. SIDE - 30 MIN RATED - ADDITIONAL LAYER CORRIDOR SIDE	580.00 LF	124.00	71,920	0.69

**TxSt- Hilltop Housing Complex**  
**Client Project No. 18-09079 / Vaughn Project No. 2647-00**  
**ESTIMATE SUMMARY & DETAIL**



**South Building**

Description	Quantity	UM	Unit Cost	TotalCost	\$/SF
W3 - 30 MIN RATED - 6TH FL - 600S162-54 @ 16" TYPE FR1B - TO 12' -20 GA.6"@16",1 EA 5/8"GYP EA. SIDE - 30 MIN RATED - ADDITIONAL LAYER CORRIDOR SIDE	567.00	LF	89.00	50,463	0.48
<b>*** Total Other Gyp Board Partitions</b>				<b>1,711,571</b>	<b>16.31</b>
<b>Drywall Ceilings</b>					
DRYWALL CEILING - 1 LAYER GYP TO 10'-6" HEIGHT	39,647.00	SF	4.90	194,270	1.85
DRYWALL CEILING - 1 LAYER GYP TO 11'-4" HEIGHT	2,415.00	SF	5.00	12,075	0.12
DRYWALL CEILING - 1 LAYER GYP TO 11'-4" HEIGHT - 1ST FLOOR ONLY	3,035.00	SF	5.00	15,175	0.14
DRYWALL CEILING - 1 LAYER GYP TO 11'-4" HEIGHT - RESTROOMS 2-6	8,283.00	SF	5.00	41,415	0.39
DRYWALL CEILING - 1 LAYER GYP TO 9' HEIGHT	9,519.00	SF	4.50	42,836	0.41
DRYWALL CEILING - 1 LAYER GYP TO 9' HEIGHT - 1ST FLOOR ONLY	294.00	SF	4.50	1,323	0.01
FRAMING FOR EXTERIOR SOFFITS - NORTH SOUTH ENTRANCE, COVERED WALKWAY, COVERED BREEZEWAYW3 - NONE SHOWED FOR RE-SD	3,084.00	SF			
<b>*** Total Drywall Ceilings</b>				<b>307,094</b>	<b>2.93</b>
<b>Drywall Furrdowns</b>					
FURRDOWN - 2' WIDE @ 6" @ CIRCULAR FURRDOWN	69.00	SF	35.00	2,415	0.02
FURRDOWN - 2' WIDE @ 6" @ LOBBIES AND CORRIDORS	1,698.00	LF	25.00	42,450	0.40
FURRDOWN - 2' WIDE @ INTERIOR STOREFRONT - NONE SHOWED FOR RE-SD	72.00	LF			
FURRDOWN - 2' WIDE @ UPPERS	77.00	LF	55.00	4,235	0.04
FURRDOWN - 2'-4" VERTICAL GYP PIECES	4,339.00	SF	0.85	3,688	0.04
FURRDOWN - 4' - 10" WIDE @ DORM ROOMS FOR VENTS	1,894.00	LF	60.00	113,640	1.08
LIGHT COVE	501.00	LF	20.00	10,020	0.10
<b>*** Total Drywall Furrdowns</b>				<b>176,448</b>	<b>1.68</b>
<b>Sealants by Drywall</b>					
ACOUSTICAL SEALANT	35,653.00	LF	1.75	62,393	0.59
<b>*** Total Sealants by Drywall</b>				<b>62,393</b>	<b>0.59</b>
<b>Insulation by Drywall</b>					
ACOUSTICAL WALL INSULATION - 2 "	179,466.00	SF	0.55	98,706	0.94
<b>*** Total Insulation by Drywall</b>				<b>98,706</b>	<b>0.94</b>
<b>Gyp Board Accessories</b>					
STENCIL FIRE WALLS ABOVE CEILING - EVERY 10' OF RATED WALL	1,179.00	EA	5.00	5,895	0.06
<b>*** Total Gyp Board Accessories</b>				<b>5,895</b>	<b>0.06</b>
<b>Acoustical Ceilings</b>					
STANDARD 2 x 2 ACOUSTICAL CEILING	10,367.00	SF	3.75	38,876	0.37
STANDARD 2 x 2 ACOUSTICAL CEILING - OMIT AT STUDENT CORRIDORS	-7,961.00	SF	3.75	-29,854	-0.28
STANDARD 2 x 4 ACOUSTICAL CEILING	3,833.00	SF	3.50	13,416	0.13
<b>*** Total Acoustical Ceilings</b>				<b>22,438</b>	<b>0.21</b>
<b>Wood Ceilings</b>					
WOODLOOK METAL SOFFIT SYSTEM - ARMSTRONG WOODWORKS	751.00	SF	45.00	33,795	0.32
WOODLOOK METAL SOFFIT SYSTEM - ARMSTRONG WOODWORKS - EXTERIOR	1,074.00	SF	45.00	48,330	0.46
<b>*** Total Wood Ceilings</b>				<b>82,125</b>	<b>0.78</b>
<b>** Total 09.02 - DRYWALL</b>				<b>3,562,687</b>	<b>33.96</b>
<b>09.03 - TILE</b>					
<b>Waterproofing</b>					
WATERPROOFING MEMBRANE	1,632.00	SF	4.55	7,426	0.07
<b>*** Total Waterproofing</b>				<b>7,426</b>	<b>0.07</b>
TSUS Board of Regents Quarterly Meeting May 23-24, 2019			527		

## South Building

Description	Quantity	UM	Unit Cost	TotalCost	\$/SF
<b>Ceramic tile</b>					
FLOOR TILE - 2x2*	1,632.00	SF	8.00	13,056	0.12
TILE - BASE*	811.00	LF	10.00	8,110	0.08
WALL TILE - SPANISH TILE @ KITCHENETTE*	520.00	SF	15.00	7,800	0.07
WALL TILE - STOVE BACKSPLASH*	16.00	SF	18.00	288	
WALL TILE - SUBWAY TILE* - FULL HEIGHT AT ADA/APARTMENT SHOWERS	4,709.00	SF	12.00	56,508	0.54
WALL TILE - SUBWAY TILE* - WAINSCOT AT RESTROOM WET WALLS	3,608.00	SF	12.00	43,296	0.41
<b>*** Total Ceramic tile</b>				<b>129,058</b>	<b>1.23</b>
<b>Tile Scope Items</b>					
EPOXY GROUT	10,485.00	SF	1.50	15,728	0.15
MOISTURE LIMITER	1,632.00	SF	1.00	1,632	0.02
FLOOR PROTECTION	1,632.00	SF	1.03	1,678	0.02
<b>*** Total Tile Scope Items</b>				<b>19,037</b>	<b>0.18</b>
<b>** Total 09.03 - TILE</b>				<b>155,521</b>	<b>1.48</b>
<b>09.07 - CARPET, VINYL FLOORING, &amp; BASE</b>					
<b>VCT</b>					
VCT - LUXURY VINYL TILE*	1,939.00	SF	7.85	15,221	0.15
<b>*** Total VCT</b>				<b>15,221</b>	<b>0.15</b>
<b>Carpet Tile</b>					
CARPET TILE - \$30/SY MATERIAL*	5,182.00	SF	3.68	19,085	0.18
<b>*** Total Carpet Tile</b>				<b>19,085</b>	<b>0.18</b>
<b>Resilient Base</b>					
RESILIENT BASE - 4"*	24,678.00	LF	1.10	27,146	0.26
<b>*** Total Resilient Base</b>				<b>27,146</b>	<b>0.26</b>
<b>** Total 09.07 - CARPET, VINYL FLOORING, &amp;</b>				<b>61,452</b>	<b>0.59</b>
<b>09.10 - EPOXY FLOORING</b>					
<b>Epoxy Flooring</b>					
SEAMLESS EPOXY FLOORING*	7,921.00	SF	12.50	99,013	0.94
SEAMLESS EPOXY FLOORING INTEGRAL BASE*	2,918.00	LF	6.25	18,238	0.17
<b>*** Total Epoxy Flooring</b>				<b>117,250</b>	<b>1.12</b>
<b>Epoxy Flooring Scope Items</b>					
MOISTURE LIMITER	7,921.00	SF	1.00	7,921	0.08
FLOOR PROTECTION	7,921.00	SF	1.03	8,126	0.08
<b>*** Total Epoxy Flooring Scope Items</b>				<b>16,047</b>	<b>0.15</b>
<b>** Total 09.10 - EPOXY FLOORING</b>				<b>133,297</b>	<b>1.27</b>
<b>09.12 - PAINTING</b>					
<b>Surface Preparation</b>					
INCLUDES CLEANING SUBSTRATE	65,395.00	SF	0.10	6,540	0.06
<b>*** Total Surface Preparation</b>				<b>6,540</b>	<b>0.06</b>
<b>Concrete Sealer</b>					
CONCRETE SEALER - TWO COATS - BACK OF HOUSE	8,712.00	SF	1.40	12,197	0.12
CONCRETE SEALER - TWO COATS - KNUCKLE KITCHEN	177.00	SF	1.40	248	
CONCRETE SEALER - TWO COATS - SERVICE STAIRS	1.00	SF	1.40	1	
CONCRETE SEALER - TWO COATS - STUDENT UNITS	41,677.00	SF	1.40	58,348	0.56
CONCRETE SEALER - TWO COATS - UNIT CORRIDORS	14,829.00	SF	1.40	20,761	0.20
<b>*** Total Concrete Sealer</b>				<b>91,554</b>	<b>0.87</b>
<b>Wallcoverings</b>					
VINYL WALL COVERING - SF ALLOWANCE PER NARRATIVE	200.00	SF	15.00	3,000	0.03
<b>*** Total Wallcoverings</b>				<b>3,000</b>	<b>0.03</b>
<b>TS&amp;B Board of Regents Quarterly Meeting</b>			<b>528</b>		
<b>May 23-24, 2019</b>					

**South Building**

Description	Quantity	UM	Unit Cost	TotalCost	\$/SF
<b>Paint Drywall</b>					
PAINT DRYWALL PARTITIONS	335,486.00	SF	0.45	150,969	1.44
PAINT DRYWALL CEILINGS	59,864.00	SF	0.45	26,939	0.26
PAINT DRYWALL CEILINGS - 1ST FLOOR ONLY	3,329.00	SF	0.45	1,498	0.01
EPOXY PAINT DRYWALL PARTITIONS	49,061.00	SF	0.80	39,249	0.37
EPOXY PAINT DRYWALL CEILINGS	10,625.00	SF	0.80	8,500	0.08
*** Total Paint Drywall				<b>227,154</b>	<b>2.17</b>
<b>Paint Doors &amp; Frames</b>					
PAINT HOLLOW METAL FRAMES (NEED TO UPDATE TO NEW 50 % DD QUANTITIES)	83.00	EA	50.00	4,150	0.04
PAINT HOLLOW METAL DOORS (NEED TO UPDATE TO NEW 50 % DD QUANTITIES)	83.00	EA	50.00	4,150	0.04
PAINT HOLLOW METAL DOORS - ACCESS DOORS (NEED TO UPDATE TO NEW 50 % DD QUANTITIES)	107.00	EA	28.00	2,996	0.03
*** Total Paint Doors & Frames				<b>11,296</b>	<b>0.11</b>
<b>Paint Steel Members</b>					
PAINT STEEL HANDRAIL	1,058.00	LF	7.50	7,935	0.08
*** Total Paint Steel Members				<b>7,935</b>	<b>0.08</b>
<b>Paint Preparation</b>					
TAPE & FLOAT BY PAINTER	447,740.00	SF	0.55	246,257	2.35
*** Total Paint Preparation				<b>246,257</b>	<b>2.35</b>
** Total 09.12 - PAINTING				<b>593,736</b>	<b>5.66</b>
<b>09.16 - POLISHED CONCRETE</b>					
<b>Concrete Sealer</b>					
POLISHED CONCRETE* - PUBLIC CORRIDORS	1,950.00	SF	9.00	17,550	0.17
*** Total Concrete Sealer				<b>17,550</b>	<b>0.17</b>
** Total 09.16 - POLISHED CONCRETE				<b>17,550</b>	<b>0.17</b>
<b>10.01 - VISUAL DISPLAY BOARDS</b>					
<b>Markerboards</b>					
MARKERBOARD - 4'x4'	6.00	EA	399.00	2,394	0.02
MARKERBOARD - 4'x8'	17.00	EA	545.00	9,265	0.09
*** Total Markerboards				<b>11,659</b>	<b>0.11</b>
<b>Tackboards</b>					
MAGNETIC TACKBOARD - 4'x8'	28.00	EA	1,075.00	30,100	0.29
*** Total Tackboards				<b>30,100</b>	<b>0.29</b>
** Total 10.01 - VISUAL DISPLAY BOARDS				<b>41,759</b>	<b>0.40</b>
<b>10.02 - PROJECTION SCREENS</b>					
<b>Motorized Projection Screens</b>					
PROJECTION SCREEN - 60"x80" MOTORIZED	1.00	EA	1,610.00	1,610	0.02
PROJECTION SCREEN SUPPORTS	1.00	EA	350.00	350	
PROJECTION SCREEN HOOKUP	1.00	EA	200.00	200	
*** Total Motorized Projection Screens				<b>2,160</b>	<b>0.02</b>
<b>Install Projection Screens</b>					
INSTALL MOTORIZED PROJECTION SCREENS	1.00	EA	497.85	498	
*** Total Install Projection Screens				<b>498</b>	
** Total 10.02 - PROJECTION SCREENS				<b>2,658</b>	<b>0.03</b>
<b>10.03 - TOILET COMPARTMENTS</b>					
<b>Plastic Toilet Compartments</b>					
FULL HEIGHT HDPE SHOWER COMPARTMENTS*	63.00	EA	845.00	53,235	0.51
FULL HEIGHT HDPE TOILET COMPARTMENTS*	63.00	EA	845.00	53,235	0.51
FULL HEIGHT HDPE HANDICAP SHOWER COMPARTMENTS*	21.00	EA	960.00	20,160	0.19
FULL HEIGHT HDPE HANDICAP TOILET COMPARTMENTS*	21.00	EA	960.00	20,160	0.19
*** Total Toilet Compartments				<b>146,790</b>	<b>1.40</b>

## South Building

Description	Quantity	UM	Unit Cost	TotalCost	\$/SF
<b>Install Toilet Compartments</b>					
INSTALL TOILET PARTITIONS*	168.00	EA	124.46	20,910	0.20
*** Total Install Toilet Compartments				20,910	0.20
** Total 10.03 - TOILET COMPARTMENTS				167,700	1.60
<b>10.05 - WALL PROTECTION</b>					
<b>Plastic Wall Protection</b>					
FLUSH MOUNT CORNER GUARDS - 8"	174.00	EA	78.00	13,572	0.13
SOLID PLASTIC WALL PROTECTION	1,186.00	SF	3.61	4,284	0.04
*** Total Plastic Wall Protection				17,856	0.17
<b>Install Wall Protection</b>					
INSTALL CORNER GUARDS*	174.00	EA	43.21	7,519	0.07
INSTALL SOLID PLASTIC WALL PROTECTION	1,186.00	SF	4.94	5,857	0.06
*** Total Install Wall Protection				13,376	0.13
** Total 10.05 - WALL PROTECTION				31,232	0.30
<b>10.08 - SIGNAGE</b>					
<b>Directories</b>					
ALUMINUM FRAMED DIRECTORY BOARD	1.00	EA	750.00	750	0.01
*** Total Directories				750	0.01
<b>Install Directories</b>					
INSTALL ALUMINUM FRAMED DIRECTORY BOARD	1.00	EA	69.14	69	
*** Total Install Directories				69	
<b>Interior Signage</b>					
BATHROOM SIGN - 9" X 3"	32.00	EA	70.00	2,240	0.02
ELEVATOR EGRESS PLAQUE - 9" X 3"	6.00	EA	70.00	420	
GUEST BATHROOM SIGN - 9" X 3"	4.00	EA	70.00	280	
MAX OCCUPANCY PLAQUE - 9" X 3"	7.00	EA	70.00	490	
RECYCLE ID - 9" X 3"	8.00	EA	70.00	560	0.01
ROOM NAME - 9" X 3"	287.00	EA	70.00	20,090	0.19
ROOM NUMBER - 9" X 3"	282.00	EA	70.00	19,740	0.19
STAIR PLAQUE - 9" X 3"	18.00	EA	70.00	1,260	0.01
STAIRWELL ID - 9" X 3"	18.00	EA	70.00	1,260	0.01
TRASH ID - 9" X 3"	8.00	EA	70.00	560	0.01
CORRIDOR DIRECTIONAL - 9" X 9"	12.00	EA	80.00	960	0.01
LOBBY DIRECTIONAL - 9" X 9"	2.00	EA	80.00	160	
ADD FOR BRAILLE	623.00	EA	25.00	15,575	0.15
*** Total Interior Signage				63,595	0.61
** Total 10.08 - SIGNAGE				64,414	0.61
<b>10.10 - FIRE PROTECTION SPECIALTIES</b>					
<b>Fire Extinguisher Cabinets</b>					
FIRE EXTINGUISHER W/CABINET	40.00	EA	220.00	8,800	0.08
*** Total Fire Extinguisher Cabinets				8,800	0.08
<b>Install Fire Protection Specialties</b>					
INSTALL FIRE EXTINGUISHER WITH CABINET	40.00	EA	32.26	1,290	0.01
*** Total Install Fire Protection Specialties				1,290	0.01
** Total 10.10 - FIRE PROTECTION SPECIALTIES				10,090	0.10
<b>10.12 - POSTAL SPECIALTIES</b>					
<b>Postal Specialties</b>					
MAIL BOXES - 50 PER	9.00	EA	2,300.00	20,700	0.20
*** Total Postal Specialties				20,700	0.20
<b>Install Postal Specialties</b>					
INSTALL MAIL BOXES - 50 PER	18.00	EA	384.00	6,912	0.07
*** Total Install Postal Specialties				6,912	0.07
** Total 10.12 - POSTAL SPECIALTIES				27,612	0.26



**South Building**

Description	Quantity	UM	Unit Cost	TotalCost	\$/SF
<b>Metal Storage Shelving</b>					
METAL STORAGE SHELVING- 3'x6'x30"	17.00	EA	170.00	2,890	0.03
*** Total Metal Storage Shelving				2,890	0.03
** Total 10.16 - STORAGE SHELVING				2,890	0.03
<b>10.17 - TOILET ACCESSORIES</b>					
<b>Grab Bars</b>					
GB1 - GRAB BARS -ADA TOILET	36.00	EA	70.00	2,520	0.02
GB3 - GRAB BARS - 36" SATIN FINISH, EXPOSED MTD.	33.00	EA	29.50	974	0.01
GB2 - GRAB BARS - 48" SATIN FINISH, EXPOSED MTD.	66.00	EA	40.00	2,640	0.03
*** Total Grab Bars				6,133	0.06
<b>Paper Towel Dispensers</b>					
PAPER TOWEL DISPENSER, SURFACE MTD - OFCI	56.00	EA			
*** Total Paper Towel Dispensers					
<b>Toilet Paper Dispensers</b>					
TOILET TISSUE DISPENSER, EXPOSED, SURFACE MTD - OFCI	103.00	EA			
*** Total Toilet Paper Dispensers					
<b>Napkin/Vendor Dispensers</b>					
NAPKIN/TAMPON VENDOR SURFACE MTD - NONE REQUIRED	35.00	EA			
*** Total Napkin/Vendor Dispensers					
<b>Sanitary Napkin Disposals</b>					
RECESSED BATHROOM WASTE - OFCI	35.00	EA			
SANITARY NAPKIN DISPOSAL SURFACE MTD - NONE REQUIRED	63.00	EA			
*** Total Sanitary Napkin Disposals					
<b>Soap Dispensers</b>					
SOAP DISPENSER - SURFACE MTD - OFCI	98.00	EA			
*** Total Soap Dispensers					
<b>Shower Seats</b>					
SHOWER SEAT - PHENOLIC	33.00	EA	325.00	10,725	0.10
*** Total Shower Seats				10,725	0.10
<b>Shower Curtains &amp; Rods</b>					
SHOWER CURTAIN ROD 39"	84.00	EA	25.00	2,100	0.02
SHOWER CURTAIN ROD 48"	11.00	EA	30.00	330	
SHOWER CURTAIN ROD 60"	2.00	EA	40.00	80	
SHOWER CURTAIN 39" X 72"	84.00	EA	30.00	2,520	0.02
SHOWER CURTAIN 48" X 72"	11.00	EA	35.00	385	
SHOWER CURTAIN 60" X 72"	2.00	EA	45.00	90	
*** Total Shower Curtains & Rods				5,505	0.05
<b>Mirrors</b>					
FRAMED MIRROR 24x36	15.00	EA	100.00	1,500	0.01
FRAMELESS MIRROR 24x36	128.00	EA	100.00	12,800	0.12
*** Total Mirrors				14,300	0.14
<b>Mop Holders</b>					
MOP HOLDER, SS 3 HOLDERS 24"L	7.00	EA	84.00	588	0.01
*** Total Mop Holders				588	0.01
<b>Robe &amp; Hat Hooks</b>					
RAG HOOK	17.00	EA	17.00	289	
ROBE HOOK, HVY DUTY, SINGLE	267.00	EA	17.00	4,539	0.04
*** Total Robe & Hat Hooks				4,828	0.05
<b>Install Toilet Accessories</b>					
INSTALL GRAB BARS	135.00	EA	16.13	2,177	0.02

**South Building**

Description	Quantity	UM	Unit Cost	TotalCost	\$/SF
INSTALL PAPER TOWEL DISPENSERS SURFACE MTD	56.00	EA	16.13	903	0.01
INSTALL TOILET TISSUE DISPENSER	103.00	EA	24.19	2,492	0.02
INSTALL NAPKIN/TAMPON DISPENSER	35.00	EA			
INSTALL NAPKIN/TAMPON DISPOSAL	63.00	EA			
INSTALL RECESSED BATHROOM WASTE	35.00	EA	16.13	565	0.01
INSTALL SOAP DISPENSER	98.00	EA	16.13	1,581	0.02
INSTALL SHOWER SEATS	33.00	EA	32.26	1,065	0.01
INSTALL SHOWER CURTAIN ROD	97.00	EA	16.13	1,565	0.01
INSTALL SHOWER CURTAIN	97.00	EA	16.13	1,565	0.01
INSTALL MIRROR - SMALL	143.00	EA	16.13	2,307	0.02
INSTALL MOP HOLDER	7.00	EA	16.13	113	
INSTALL RAG HOOK	17.00	EA	8.06	137	
INSTALL ROBE/CLOTHES HOOK	267.00	EA	8.06	2,153	0.02
<b>*** Total Install Toilet Accessories</b>				<b>16,621</b>	<b>0.16</b>
<b>** Total 10.17 - TOILET ACCESSORIES</b>				<b>58,701</b>	<b>0.56</b>
<b>11.08 - RESIDENTIAL APPLIANCES</b>					
<b>Residential Appliances</b>					
REFRIGERATOR/FREEZER	3.00	EA	1,150.00	3,450	0.03
DISHWASHER	3.00	EA	580.00	1,740	0.02
MICROWAVE	8.00	EA	300.00	2,400	0.02
OVEN	3.00	EA	625.00	1,875	0.02
ICEMAKER	1.00	EA	6,250.00	6,250	0.06
<b>*** Total Residential Appliances</b>				<b>15,715</b>	<b>0.15</b>
<b>Install Residential Appliances</b>					
INSTALL REFRIGERATOR/FREEZER	3.00	EA	43.21	130	
INSTALL DISHWASHER	3.00	EA	43.21	130	
INSTALL MICROWAVE	8.00	EA	43.21	346	
INSTALL OVEN	3.00	EA	43.21	130	
INSTALL ICEMAKER	1.00	EA	43.21	43	
<b>*** Total Install Residential Appliances</b>				<b>778</b>	<b>0.01</b>
<b>** Total 11.08 - RESIDENTIAL APPLIANCES</b>				<b>16,493</b>	<b>0.16</b>
<b>12.04 - FLOOR MATS AND FRAMES</b>					
<b>Floor Mats, Frames &amp; Grates</b>					
4x8 ENTRANCE MAT - RUBBER TILE	2.00	EA	475.00	950	0.01
<b>*** Total Floor Mats, Frames &amp; Grates</b>				<b>950</b>	<b>0.01</b>
<b>** Total 12.04 - FLOOR MATS AND FRAMES</b>				<b>950</b>	<b>0.01</b>
<b>12.05 - BLINDS AND SHADES</b>					
<b>Blinds &amp; Shades</b>					
MINI BLINDS - 4x7*	246.00	EA	90.00	22,140	0.21
<b>*** Total Blinds &amp; Shades</b>				<b>22,140</b>	<b>0.21</b>
<b>Mecho Shades</b>					
MANUAL ROLLER SHADES*	800.00	SF	6.00	4,800	0.05
<b>*** Total Mecho Shades</b>				<b>4,800</b>	<b>0.05</b>
<b>** Total 12.05 - BLINDS AND SHADES</b>				<b>26,940</b>	<b>0.26</b>
<b>14.01 - ELEVATORS</b>					
<b>Traction Elevator</b>					
TRACTION PASSENGER ELEVATOR - 1 EA - 3500 LB	6.00	STOPS	27,500.00	165,000	1.57
TRACTION SERVICE ELEVATOR - 1 EA - 5000 LB	6.00	STOPS	30,500.00	183,000	1.74
<b>*** Total Traction Elevator</b>				<b>348,000</b>	<b>3.32</b>
<b>Elevators Scope Items</b>					
TEMPORARY USE OF ELEVATOR	2.00	MO	2,500.00	5,000	0.05
TEMPORARY PROTECTION OF ELEVATORS	1.00	LS	2,500.00	2,500	0.02
<b>*** Total Elevators Scope Items</b>				<b>7,500</b>	<b>0.07</b>
<b>** Total 14.01 - ELEVATORS</b>				<b>355,500</b>	<b>3.39</b>
<b>21.01 - FIRE PROTECTION</b>					

## South Building

Description	Quantity	UM	Unit Cost	Total Cost	\$/SF
<b>Site Fire Suppression Piping</b>					
FIRE LINE - 6"	75.00	LF	40.00	3,000	0.03
*** Total Site Fire Suppression Piping				<b>3,000</b>	<b>0.03</b>
<b>Misc. Site Fire Suppression</b>					
FROM 5' OUTSIDE TO 6" AFF	1.00	LS	5,000.00	5,000	0.05
*** Total Misc. Site Fire Suppression				<b>5,000</b>	<b>0.05</b>
<b>Standpipes</b>					
C.I. STANDPIPE @ STAIRWELLS		LF	325.00		
C.I. STANDPIPE 3" DRAIN RISER	148.00	LF	122.48	18,127	0.17
C.I. STANDPIPE 4" CLASS 1 WET STANDPIPE	74.00	LF	187.00	13,838	0.13
C.I. STANDPIPE 6" CLASS 1 WET STANDPIPE	74.00	LF	225.75	16,706	0.16
*** Total Standpipes				<b>48,671</b>	<b>0.46</b>
<b>Sprinkler Systems</b>					
LIGHT HAZARD FIRE PROTECTION	84,990.00	SF	2.80	237,972	2.27
LIGHT HAZARD FIRE PROTECTION - CRAWLSPACE?	3,500.00	SF	2.80	9,800	0.09
ORDINARY HAZARD GROUP 1 FIRE PROTECTION	6,664.00	SF	2.80	18,659	0.18
PENTHOUSE	194.00	SF	2.30	446	
DRY PIPE SYSTEM @ BREEZEWAY	1,130.00	SF	2.30	2,599	0.02
*** Total Sprinkler Systems				<b>269,476</b>	<b>2.57</b>
<b>Fire Pumps</b>					
PRESSURE REDUCING FLOOR CONTROL VALVE ASSEMBLY (FCVA)	6.00	EA	875.00	5,250	0.05
*** Total Fire Pumps				<b>5,250</b>	<b>0.05</b>
<b>Fire Suppression Scope Items</b>					
DESIGN DRAWINGS AND CALCULATIONS	1.00	LS	6,000.00	6,000	0.06
*** Total Fire Suppression Scope Items				<b>6,000</b>	<b>0.06</b>
** Total 21.01 - FIRE PROTECTION				<b>337,397</b>	<b>3.22</b>
<b>22.01 - PLUMBING</b>					
<b>Site Plumbing Structures</b>					
LINT INTERCEPTOR	1.00	EA	15,000.00	15,000	0.14
*** Total Site Plumbing Structures				<b>15,000</b>	<b>0.14</b>
<b>Domestic Water Piping</b>					
L-Cu DIST. PIPING 3/4"	10,753.00	LF	29.86	321,085	3.06
L-Cu DIST. PIPING 1"	900.00	LF	38.70	34,830	0.33
L-Cu DIST. PIPING 1 1/4"	1,630.00	LF	39.62	64,582	0.62
L-Cu DIST. PIPING 1 1/2"	2,390.00	LF	40.72	97,321	0.93
L-Cu DIST. PIPING 2"	1,420.00	LF	45.88	65,150	0.62
L-Cu DIST. PIPING 3"	2,947.00	LF	100.32	295,643	2.82
L-Cu DIST. PIPING 4"	814.00	LF	120.38	97,989	0.93
VALVES	91,654.00	SF	1.25	114,568	1.09
EXCAVATION & BACKFILL	60.00	LF	200.00	12,000	0.11
*** Total Domestic Water Piping				<b>1,103,167</b>	<b>10.51</b>
<b>Cleanouts &amp; Specialties</b>					
BFP-3, BACKFLOW PREVENTER 2" (WATTS LF909)	1.00	EA	800.00	800	0.01
BACKFLOW PREVENTER 2 1/2" > 3"	2.00	EA	1,000.00	2,000	0.02
*** Total Cleanouts & Specialties				<b>2,800</b>	<b>0.03</b>
<b>Sanitary Waste &amp; Vent Piping</b>					
C.I. WASTE & VENT ABOVE GROUND 2"	3,075.00	LF	24.00	73,800	0.70
C.I. WASTE & VENT ABOVE GROUND 3"	6,239.00	LF	29.00	180,931	1.72
C.I. WASTE & VENT ABOVE GROUND 4"	4,299.00	LF	39.00	167,661	1.60
C.I. WASTE & VENT ABOVE GROUND 6"	140.00	LF	63.00	8,820	0.08
C.I. WASTE & VENT UNDERGROUND 2"		LF	35.00		
C.I. WASTE & VENT UNDERGROUND 3"	18.00	LF	42.00	756	0.01
C.I. WASTE & VENT UNDERGROUND 4"	423.00	LF	55.00	23,265	0.22
C.I. WASTE & VENT UNDERGROUND 6"	75.00	LF	76.00	5,700	0.05
EXCAVATION & BACKFILL	516.00	LF	20.00	10,320	0.10
*** Total Sanitary Waste & Vent Piping				<b>471,253</b>	<b>4.49</b>

**South Building**

Description	Quantity	UM	Unit Cost	TotalCost	\$/SF
<b>Floor Drains, Cleanouts, &amp; Specialties</b>					
FLOOR CLEANOUT	1.00	EA	275.00	275	
STORM CLEANOUT	8.00	EA	250.00	2,000	0.02
WALL CLEANOUT 3"	8.00	EA	250.00	2,000	0.02
YARD CLEANOUT 4"	8.00	EA	250.00	2,000	0.02
*** Total Floor Drains, Cleanouts, & Speci				<b>6,275</b>	<b>0.06</b>
<b>Sanitary Pumps and Interceptors</b>					
OIL/WATER SEPARATOR (HIGHLAND TANK MOI-50)	1.00	EA	6,575.00	6,575	0.06
*** Total Sanitary Pumps and Interceptors				<b>6,575</b>	<b>0.06</b>
<b>Storm Piping</b>					
C.I. STORM SEWER ABOVE GROUND 6"		LF	63.00		
C.I. STORM SEWER UNDERGROUND 4"	213.00	LF	55.00	11,715	0.11
C.I. STORM SEWER UNDERGROUND 6"		LF	76.00		
2" PUMP DISCHARGE		LF	14.00		
EXCAVATION & BACKFILL	213.00	LF	200.00	42,600	0.41
*** Total Storm Piping				<b>54,315</b>	<b>0.52</b>
<b>Roof Drains</b>					
15" ROOF DRAIN LOW DOME VANDEL PROOF TOP, ZURN Z100		EA	475.00		
15" OVERFLOW DRAIN INTERNAL DAM VANDEL PROOF TOP, ZURN Z100-DP-W2		EA	475.00		
DOWNSPOUT COVER, JAY R SMITH 1775 - DSB	21.00	EA	475.00	9,975	0.10
*** Total Roof Drains				<b>9,975</b>	<b>0.10</b>
<b>Sump Pumps</b>					
SUMP PUMP 50GPM	1.00	EA	3,500.00	3,500	0.03
*** Total Sump Pumps				<b>3,500</b>	<b>0.03</b>
<b>Natural Gas Piping</b>					
BLACK STEEL NAT. GAS PIPING 1"		LF	24.00		
*** Total Natural Gas Piping					
<b>Condensate Piping/Pumps</b>					
L-Cu PIPING 3/4" @ MDF/DF	150.00	LF	20.00	3,000	0.03
*** Total Condensate Piping/Pumps				<b>3,000</b>	<b>0.03</b>
<b>Piping Insulation</b>					
PIPING INSULATION - FIBERGLASS WITH ALL SERVICE JACKET - 1/2" WALL - 3/4" PIPE	11,590.00	LF	5.85	67,802	0.65
PIPING INSULATION - FIBERGLASS WITH ALL SERVICE JACKET - 1" WALL - 1" PIPE	900.00	LF	6.30	5,670	0.05
PIPING INSULATION - FIBERGLASS WITH ALL SERVICE JACKET - 1" WALL - 1-1/2" PIPE	4,020.00	LF	5.70	22,914	0.22
PIPING INSULATION - FIBERGLASS WITH ALL SERVICE JACKET - 1" WALL - 2" PIPE	1,420.00	LF	7.10	10,082	0.10
PIPING INSULATION - FIBERGLASS WITH ALL SERVICE JACKET - 3" PIPE	2,947.00	LF	8.42	24,799	0.24
PIPING INSULATION - FIBERGLASS WITH ALL SERVICE JACKET - 4" PIPE	814.00	LF	9.90	8,059	0.08
*** Total Piping Insulation				<b>139,325</b>	<b>1.33</b>
<b>Fixtures, Drains, Connections</b>					
WATER CLOSET, WALL HUNG, FLUSH VALVE	69.00	EA	1,500.00	103,500	0.99
WATER CLOSET, WALL HUNG, FLUSH VALVE HC	39.00	EA	1,600.00	62,400	0.59
WATER CLOSET, FLR MNTD, FLUSH VALVE HC	4.00	EA	1,200.00	4,800	0.05
CARRIERS & SUPPORTS FOR WATER CLOSETS	108.00	EA	500.00	54,000	0.51
LAVATORY, WALL HUNG VITREOUS	4.00	EA	2,010.00	8,040	0.08
LAVATORY, COUNTERTOP, SELF-RIMMING	157.00	EA	700.00	109,900	1.05
TYPE 2 CARRIERS & SUPPORTS FOR LAVATORIES	4.00	EA	465.00	1,860	0.02
SS DBL SINK, SELF RIMMING, TRIM	10.00	EA	1,428.00	14,280	0.14
BATHTUB, FIBERGLASS, 3 WALLS + CEILING	2.00	EA	2,413.00	4,826	0.05
SHOWER HEAD & TRIM	108.00	EA	350.00	37,800	0.36
SHOWER HEAD & TRIM @ 300MM	2.00	EA	350.00	700	0.01

**South Building**

Description	Quantity	UM	Unit Cost	TotalCost	\$/SF
SHOWER ENCLOSURE, ONE PIECE FIBERGLASS	69.00	EA	1,200.00	82,800	0.79
SHOWER ENCLOSURE, ONE PIECE FIBERGLASS, ADA ROLL-IN BASE	39.00	EA	1,800.00	70,200	0.67
SERVICE SINK, WALL HUNG, ENAMEL	1.00	EA	1,970.00	1,970	0.02
MOP RECEPTOR, FLR MNTD TERRAZZO	7.00	EA	1,799.00	12,593	0.12
BI-LEVEL DRINKING FOUNTAIN W/ BOTTLE FILL	2.00	EA	2,450.00	4,900	0.05
CARRIERS & SUPPORTS FOR WATER COOLER	2.00	EA	465.00	930	0.01
FLOOR DRAIN	116.00	EA	500.00	58,000	0.55
FLOOR DRAIN FD-2	109.00	EA	500.00	54,500	0.52
12" FLOOR SINK, STAINLESS STEEL	7.00	EA	705.00	4,935	0.05
TRAP PRIMERS	232.00	EA	150.00	34,800	0.33
TRENCH DRAIN CAST IRON @ LAUNDRY	15.00	LF	50.00	750	0.01
NON FREEZE HOSE BIBB W/ LOCKABLE COVER, VACUUM BREAKER, ZURN Z1305	12.00	EA	210.00	2,520	0.02
ROOF HYDRANT - NON FREEZE - RHNF	2.00	EA	475.00	950	0.01
HOSE BIBB - HB-1	23.00	EA	250.00	5,750	0.05
HOSE BIBB - HB-2	7.00	EA	210.00	1,470	0.01
DISPOSAL	2.00	EA	250.00	500	
INSTALL DISPOSAL	2.00	EA	42.22	84	
WALL BOX - REFRIGERATOR	4.00	EA	400.00	1,600	0.02
WALL BOX - WASHER @ APARTMENTS	2.00	EA	400.00	800	0.01
WALL BOX - COMMERCIAL WASHERS	18.00	EA	400.00	7,200	0.07
WALL BOX - DISHWASHER	3.00	EA	400.00	1,200	0.01
WATER HEATER - APT	1.00	EA	800.00	800	0.01
<b>*** Total Fixtures, Drains, Connections</b>				<b>751,358</b>	<b>7.16</b>
<b>Misc. Pumps</b>					
CP-3 - IN-LINE HOT WATER CIRCULATION PUMP, 10 GPM (BELL & GOSSETT PL-30)	1.00	EA	1,700.00	1,700	0.02
<b>*** Total Misc. Pumps</b>				<b>1,700</b>	<b>0.02</b>
<b>Plumbing Scope Items</b>					
ACCESS DOORS - PLUMBING @ SHOWERS	97.00	EA	25.00	2,425	0.02
BIM COORDINATION DRAWINGS	104,919.00	SF	0.35	36,722	0.35
<b>*** Total Plumbing Scope Items</b>				<b>39,147</b>	<b>0.37</b>
<b>** Total 22.01 - PLUMBING</b>				<b>2,607,390</b>	<b>24.85</b>
<b>23.01 - HVAC</b>					
<b>Test &amp; Balance</b>					
TEST & BALANCE	104,919.00	SF	0.78	81,837	0.78
<b>*** Total Test &amp; Balance</b>				<b>81,837</b>	<b>0.78</b>
<b>Building HVAC Controls</b>					
BUILDING CONTROLS RESIDENCE HALL BY SIEMENS - APOGEE SYSTEM	104,919.00	LS	7.50	786,913	7.50
<b>*** Total Building HVAC Controls</b>				<b>786,913</b>	<b>7.50</b>
<b>Chilled Water Piping</b>					
1" MU WATER	200.00	LF	38.70	7,740	0.07
2" MU WATER	100.00	LF	55.05	5,505	0.05
3/4" L-HARD COPPER	19,773.00	LF	33.18	656,068	6.25
1" L-HARD COPPER		LF	37.49		
1 1/2" L-HARD COPPER	623.00	LF	45.24	28,185	0.27
2" L-HARD COPPER	142.00	LF	50.98	7,239	0.07
2 1/2" SCHEDULE 40, TYPE S SEAMLESS, GRADE B, PIPE	342.00	LF	54.81	18,745	0.18
3" SCHEDULE 40, TYPE S SEAMLESS, GRADE B, PIPE	193.00	LF	68.98	13,313	0.13
4" SCHEDULE 40, TYPE S SEAMLESS, GRADE B, PIPE	428.00	LF	79.38	33,975	0.32
6" SCHEDULE 40, TYPE S SEAMLESS, GRADE B, PIPE	317.00	LF	122.85	38,943	0.37
6" SCHEDULE 40, TYPE S SEAMLESS, GRADE B, PIPE - RISERS TO ROOFTOP UNITS		LF	122.85		
8" SCHEDULE 40, TYPE S SEAMLESS, GRADE B, PIPE		LF	137.00		
EXCAVATION & BACKFILL	24.00	LF	200.00	4,800	0.05
<b>*** Total Chilled Water Piping</b>				<b>814,513</b>	<b>7.76</b>

**South Building**

Description	Quantity	UM	Unit Cost	TotalCost	\$/SF
<b>Hot Water Piping</b>					
3/4" L-HARD COPPER	101.00	LF	33.18	3,351	0.03
1" L-HARD COPPER	13.00	LF	37.49	487	
1 1/2" L-HARD COPPER		LF	45.24		
1 1/4" L-HARD COPPER		LF	45.24		
2" L-HARD COPPER	140.00	LF	50.98	7,137	0.07
2 1/2" SCHEDULE 40 CS WELDED	647.00	LF	54.81	35,462	0.34
3" L-HARD COPPER	125.00	LF	68.98	8,623	0.08
4" SCHEDULE 40 CS WELDED	155.00	LF	79.38	12,304	0.12
4" SCHEDULE 40 CS WELDED - RISERS TO ROOFTOP UNITS		LF	79.38		
6" SCHEDULE 40 CS WELDED		LF	122.85		
EXCAVATION & BACKFILL	15.00	LF	200.00	3,000	0.03
<b>*** Total Hot Water Piping</b>				<b>70,364</b>	<b>0.67</b>
<b>Condenser Water Piping</b>					
3/4" L-HARD COPPER		LF	33.18		
1" L-HARD COPPER @ FCU TO LOCL FLOOR DRAIN	690.00	LF	37.49	25,868	0.25
CONDENSATE COLLECTION PIPING, TANK & PUMP - N/R	1.00	LS			
<b>*** Total Condenser Water Piping</b>				<b>25,868</b>	<b>0.25</b>
<b>Refrigerant Piping</b>					
REFRIGERANT PIPING - 1-1/2"	266.00	LF	55.00	14,630	0.14
REFRIGERANT PIPING - 3/4" @ MDF/IDF	420.00	LF	40.00	16,800	0.16
<b>*** Total Refrigerant Piping</b>				<b>31,430</b>	<b>0.30</b>
<b>Chilled Water Equipment</b>					
SCHWP-1 WATER PUMP - 2000 GPM, BELL & GOSSETT E-1510		EA	25,000.00		
SCHWP-2 WATER PUMP - 2000 GPM, BELL & GOSSETT E-1510		EA	25,000.00		
HWP-1 WATER PUMP - 1230 GPM, BELL & GOSSETT E-1510		EA	18,000.00		
HWP-2 WATER PUMP - 1230 GPM, BELL & GOSSETT E-1510		EA	18,000.00		
VARIABLE FREQUENCY DRIVE		HP	200.00		
KBF-1 VERTICAL SHOT FEEDER, 5 GAL, NEPTUNE DBFC-5		EA	5,000.00		
<b>*** Total Chilled Water Equipment</b>					
<b>Heating Water Equipment</b>					
IN-LINE CIRCULATING PUMP - TO 1-1/2"	1.00	EA	1,300.00	1,300	0.01
<b>*** Total Heating Water Equipment</b>				<b>1,300</b>	<b>0.01</b>
<b>Hydronic Specialties</b>					
HYDRONIC SPECIALTIES	1.00	LOT	13,000.00	13,000	0.12
<b>*** Total Hydronic Specialties</b>				<b>13,000</b>	<b>0.12</b>
<b>Supply/Return/Exhaust Duct</b>					
GALVANIZED RECTANGULAR DUCT - EXHAUST & EXHAUST RISER	12,500.00	LB	6.25	78,125	0.74
GALVANIZED RECTANGULAR DUCT - OA	15,000.00	LB	6.25	93,750	0.89
GALVANIZED RECTANGULAR DUCT - SUPPLY / RETURN	46,000.00	LB	6.25	287,500	2.74
GALVANIZED SPIRAL DUCT - OA	4,000.00	LB	6.50	26,000	0.25
STAINLESS STEEL SPIRAL DUCT - LAUNDRY	4,800.00	LB	22.00	105,600	1.01
PLENUM BOX AT LAUNDRY EXHAUST	1.00	EA	3,500.00	3,500	0.03
<b>*** Total Supply/Return/Exhaust Duct</b>				<b>594,475</b>	<b>5.67</b>
<b>Duct &amp; Piping Insulation</b>					
DUCT INSULATION - MINERAL FIBER BLANKET - 2"	57,000.00	SF	1.40	79,800	0.76
PIPING INSULATION - FOAM GLASS 1-1/2" WALL - 1" PIPE	28,385.00	LF	12.00	340,620	3.25
PIPING INSULATION - FOAM GLASS 1-1/2" WALL - 1" PIPE @ MDF/IDF	420.00	LF	12.00	5,040	0.05
PIPING INSULATION - FOAM GLASS 1-1/2" WALL - 1" PIPE	1,689.00	LF	30.50	51,515	0.49

## South Building

Description	Quantity	UM	Unit Cost	TotalCost	\$/SF
PIPING INSULATION - FOAM GLASS 1-1/2" WALL - 4" PIPE	583.00	LF	22.00	12,826	0.12
PIPING INSULATION - FOAM GLASS 1-1/2" WALL - 6" PIPE	317.00	LF	28.00	8,876	0.08
PIPING INSULATION - FOAM GLASS 1-1/2" WALL - 8" PIPE		LF	32.20		
PIPING INSULATION - PROTECTIVE JACKETING, ALUMINUM - .016" THICK - 6" PIPE	317.00	LF	8.00	2,536	0.02
PIPING INSULATION - PROTECTIVE JACKETING, ALUMINUM - .016" THICK - 8" PIPE		LF	11.60		
<b>*** Total Duct &amp; Piping Insulation</b>				<b>501,213</b>	<b>4.78</b>
<b>Miscellaneous Ductwork</b>					
8" - 16 GA WELDED STEEL DUCT TO HOOD - INSIDE OF FYREWRAPE	100.00	LB	12.00	1,200	0.01
KITCHEN EXHAUST HOOD, 580 CFM, 48X48X24, SGL WALL HOOD, GREASEMASTER GSN-2	3.00	EA	3,000.00	9,000	0.09
<b>*** Total Miscellaneous Ductwork</b>				<b>10,200</b>	<b>0.10</b>
<b>Flexible Duct</b>					
10" DIAMETER, INSULATED	1,500.00	LF	14.10	21,150	0.20
<b>*** Total Flexible Duct</b>				<b>21,150</b>	<b>0.20</b>
<b>Air Distribution Devices</b>					
SUPPLY DIFFUSERS	155.00	EA	100.00	15,500	0.15
SUPPLY DIFFUSERS - SIDE GRILLE	257.00	EA	100.00	25,700	0.24
RETURN GRILLES - SIDE	229.00	EA	65.00	14,885	0.14
EXHAUST REGISTERS	109.00	EA	65.00	7,085	0.07
VAV BOXES W ELEC REHEAT 0 - 400 CFM	38.00	EA	697.00	26,486	0.25
VAV BOXES W ELEC REHEAT 400 - 600 CFM	2.00	EA	792.00	1,584	0.02
VAV BOXES W ELEC REHEAT 600 - 800 CFM	2.00	EA	958.00	1,916	0.02
VAV BOXES W ELEC REHEAT 800 - 1000 CFM	1.00	EA	1,069.00	1,069	0.01
VAV BOXES W ELEC REHEAT 1500 - 2000 CFM	6.00	EA	1,440.00	8,640	0.08
VAV BOXES CLG. ONLY 400 - 600 CFM	5.00	EA	592.00	2,960	0.03
FIRE DAMPER	494.00	EA	500.00	247,000	2.35
FIRE/SMOKE DAMPER	65.00	EA	500.00	32,500	0.31
MOTORIZED DAMPER	226.00	EA	285.00	64,410	0.61
BACKDRAFT DAMPER @ KITCHEN VENT HOOD	3.00	EA	1,800.00	5,400	0.05
DRYER EXHAUST CAP	1.00	EA	1,800.00	1,800	0.02
<b>*** Total Air Distribution Devices</b>				<b>456,935</b>	<b>4.36</b>
<b>Air Distribution Accessories</b>					
DRYER EXHAUST LOUVER - 30x24	10.00	SF	50.00	500	
<b>*** Total Air Distribution Accessories</b>				<b>500</b>	
<b>Exhaust/Return Fans</b>					
EF-SA-1 CENT INLINE 1575 CFM, GREENHECK - JANITOR CLOSETS	1,575.00	CFM	2.00	3,150	0.03
EF-SA-2 CENT INLINE 1895 CFM, GREENHECK - SINGLE & GROUP RR	1,895.00	CFM	2.00	3,790	0.04
EF-SB-1 CENT INLINE 725 CFM, GREENHECK - TRASH/RECYCLING	725.00	CFM	2.00	1,450	0.01
EF-SB-2 CENT INLINE 2060 CFM, GREENHECK - SINGLE & GROUP RR	2,060.00	CFM	2.00	4,120	0.04
EF-SB-3 CENT INLINE 1890 CFM, GREENHECK - JANITOR CLOSETS	1,890.00	CFM	2.00	3,780	0.04
EF-SB-2 CENT INLINE 2060 CFM, GREENHECK - SINGLE & GROUP RR	2,060.00	CFM	2.00	4,120	0.04
EF-SB-3 CENT INLINE 1890 CFM, GREENHECK - JANITOR CLOSETS	1,890.00	CFM	2.00	3,780	0.04
KEF-S KITCHEN EXHAUST HOOD 655 CFM, GREENHECK	655.00	CFM	2.00	1,310	0.01
LEF-SB1 LAUNDRY ROOM DRYERS 880 CFM, GREENHECK	880.00	CFM	2.00	1,760	0.02
LEF-SB2 LAUNDRY ROOM DRYERS 1320 CFM, GREENHECK	1,320.00	CFM	2.00	2,640	0.03
BEF-SA-1 BATHROOM RD APT 50CFM, GREENHECK	50.00	CFM	2.00	100	

## South Building

Description	Quantity	UM	Unit Cost	TotalCost	\$/SF
BEF-SA-2 BATHROOM RD APT 50CFM, GREENHECK	50.00	CFM	2.00	100	
BEF-SB-1 BATHROOM RD APT 50CFM, GREENHECK	50.00	CFM	2.00	100	
BEF-SB-2 BATHROOM RD APT 50CFM, GREENHECK	50.00	CFM	2.00	100	
DEF-SA RESIDENTIAL DRYER BOOSTER FAN 185 CFM, GREENHECK	185.00	CFM	2.00	370	
RIGGING	1.00	LS	5,500.00	5,500	0.05
<b>*** Total Exhaust/Return Fans</b>				<b>36,170</b>	<b>0.34</b>
<b>AHUs &amp; OAHUs</b>					
AHU-S - INDOOR TYPE - DUAL WALL CONSTRUCTION - CONSTANT VOLUME W/ COOLING & HEATING COILS - FLOOR 1 ADMIN AREA	6,685.00	CFM	6.00	40,110	0.38
DOAU-SA OUTSIDE AIR UNIT, 1 COOLING COIL, 2 HEATING COILS, TEMTROL	6,705.00	CFM	6.50	43,583	0.42
DOAU-SB OUTSIDE AIR UNIT, 1 COOLING COIL, 2 HEATING COILS, TEMTROL	61,470.00	CFM	6.50	399,555	3.81
RTU-S - VAV W/ COOLING & HEATING COILS - FLOORS 2-6, LOBBY, IDF, CUST & TRASH	9,425.00	CFM	6.75	63,619	0.61
<b>*** Total AHUs &amp; OAHUs</b>				<b>546,866</b>	<b>5.21</b>
<b>AHU DX Systems/ Mini-Split</b>					
DUCTLESS WALL MOUNTED MINI SPLIT SYSTEM - 3 TONS @ MDF/IDF	6.00	EA	3,550.00	21,300	0.20
RIGGING @ MDF/IDF	6.00	EA	1,500.00	9,000	0.09
<b>*** Total AHU DX Systems/ Mini-Split</b>				<b>30,300</b>	<b>0.29</b>
<b>Fan Coil Units</b>					
HP-1 SPLIT SYSTEM HEAT PUMP FCU - VERTICAL - 33000 BTU/HR - 1075CFM - FACULTY APT	1.00	EA	3,514.00	3,514	0.03
HP-2 SPLIT SYSTEM HEAT PUMP FCU - VERTICAL - 33000 BTU/HR - 1205 CFM - RD APT	1.00	EA	3,514.00	3,514	0.03
FCU - VERTICAL 2-PIPE 200 CFM WITH ELEC REHEAT, ENVIRO-TEC @ DORM ROOMS	223.00	EA	2,564.00	571,772	5.45
FCU - HORIZONTAL 2-PIPE 800 CFM @ IDF	6.00	EA	2,600.00	15,600	0.15
FCU - HORIZONTAL 2-PIPE 800 CFM @ MAIN ELECTRICAL ROOMS	1.00	EA	2,700.00	2,700	0.03
<b>*** Total Fan Coil Units</b>				<b>597,100</b>	<b>5.69</b>
<b>HVAC Scope Items</b>					
TEMPORARY FILTERS FOR HVAC	392.00	EA	10.00	3,920	0.04
BIM COORDINATION	104,919.00	SF	0.30	31,476	0.30
<b>*** Total HVAC Scope Items</b>				<b>35,396</b>	<b>0.34</b>
<b>** Total 23.01 - HVAC</b>				<b>4,655,530</b>	<b>44.37</b>
<b>26.01 - ELECTRICAL</b>					
<b>Tower Cranes</b>					
POWER TO HOIST	1.00	LS	12,000.00	12,000	0.11
POWER TO TOWER CRANE	1.00	LS	25,000.00	25,000	0.24
METAL HALIDES ON CRANE	1.00	EA	7,500.00	7,500	0.07
<b>*** Total Tower Cranes</b>				<b>44,500</b>	<b>0.42</b>
<b>Electrical Subcontractor</b>					
BOND ON SUB		LS	79,600.00		
<b>*** Total Electrical Subcontractor</b>					
<b>Feeders - Conduit w/ Wire</b>					
MISC NORMAL FEEDERS	104,919.00	SF	0.80	83,935	0.80
EMERGENCY FEEDERS	104,919.00	SF	0.45	47,256	0.45
<b>*** Total Feeders - Conduit w/ Wire</b>				<b>131,191</b>	<b>1.25</b>
<b>Distribution Panels and Panelboards</b>					
120/208 V, 4 WIRE, 125 AMP MAIN	22.00	EA	1,620.00	35,640	0.34
UNDESIGNATED PANELS S1L & S1R1	2.00	EA	1,620.00	3,240	0.03
120/208 V, 4 WIRE, 225 AMP MAIN	13.00	EA	1,850.36	24,055	0.23
120/208 V, 4 WIRE, 225 AMP MAIN	14.00	EA	2,800.00	39,200	0.37



**TxSt- Hilltop Housing Complex**  
**Client Project No. 18-09079 / Vaughn Project No. 2647-00**  
**ESTIMATE SUMMARY & DETAIL**



**South Building**

Description	Quantity	UM	Unit Cost	TotalCost	\$/SF
120/208 V, 4 WIRE, 800 AMP MAIN	1.00	EA	5,590.00	5,590	0.05
120/208 V, 4 WIRE, 1000 AMP MAIN	1.00	EA	11,600.00	11,600	0.11
120/208 V, 4 WIRE, 1200 AMP MAIN	2.00	EA	16,500.00	33,000	0.31
480V, 400A AUTOMATIC TRANSFER SWITCH NATS-LS & NATS-OS	2.00	EA	16,000.00	32,000	0.30
PANEL SDPP - 277/480 V, 4 WIRE, 3000 AMP MAIN		EA	32,000.00		
SEMDP OS & LG - 277/480 V, 4 WIRE, 2000 AMP MAIN	2.00	EA	25,800.00	51,600	0.49
<b>*** Total Distribution Panels and Panelboa</b>				<b>235,925</b>	<b>2.25</b>
<b>Branch Circuiting</b>					
120V DUPLEX OUTLET	381.00	EA	154.22	58,758	0.56
DUPLEX RECEPTACLES AT STAIRS	12.00	EA	154.22	1,851	0.02
WIRING FOR RECEPTACLES & LIGHT SWITCHES	2,509.00	EA	127.00	318,643	3.04
120V GFI DUPLEX OUTLET	193.00	EA	158.01	30,496	0.29
120V GFI DUPLEX OUTLET WITH WP COVER @ PENTHOUSE	12.00	EA	208.00	2,496	0.02
120V FOURPLEX OUTLET	917.00	EA	188.98	173,295	1.65
120V GFI DUPLEX OUTLET WITH WP COVER - EXTERIOR	18.00	EA	208.00	3,744	0.04
120V GFI FOURPLEX OUTLET @ VENDING AREAS		EA	196.00		
120V FOURPLEX FLOORBOX @ STUDY, CONF & LOUNGE SEATING AREAS	18.00	EA	386.00	6,948	0.07
SINGLE SWITCHES	84.00	EA	141.66	11,899	0.11
DOUBLE SWITCHES	44.00	EA	175.78	7,734	0.07
DOUBLE SWITCHES W. DIMMERS @ COMMON AREAS	24.00	EA	175.78	4,219	0.04
DIMMERS @ ELEVATOR LOBBY	1.00	EA	155.00	155	
SINGLE SWITCH @ DORMS W/ DIMMERS	458.00	EA	170.00	77,860	0.74
OCCUPANCY SENSORS	333.00	EA	300.00	99,900	0.95
APARTMENT WASHER & DRYWER HOOK UP (SINGLE)	12.00	EA	320.00	3,840	0.04
KITCHEN EQUIPMENT HOOK-UPS @ LOUNGE & RD APARTMENTS	9.00	LS	2,500.00	22,500	0.21
LAUNDRY WASHER & DRYER HOOK-UPS (18 WSHR & 20 DRYER)	1.00	LS	12,000.00	12,000	0.11
<b>*** Total Branch Circuiting</b>				<b>836,338</b>	<b>7.97</b>
<b>Cable Tray</b>					
LADDER, GALVANIZED, 4" RUNG, 12"W NO COVER	2,172.00	LF	24.71	53,670	0.51
<b>*** Total Cable Tray</b>				<b>53,670</b>	<b>0.51</b>
<b>Building Light Fixtures</b>					
2X2 RECESSED LED LIGHTS	8.00	EA	324.73	2,598	0.02
2X4 RECESSED LED	116.00	EA	400.00	46,400	0.44
1x4' INDUSTRIAL FIXTURE	83.00	EA	480.00	39,840	0.38
4' SUPSENDED STRIP	106.00	EA	480.00	50,880	0.48
6' DECORATIVE LIGHTS IN CORRIDORS AND LOUNGES	24.00	EA	900.00	21,600	0.21
CANOPY LIGHTS (ARCADE 18) - NOT SHOWN IN 50%DD		EA	450.00		
ELEVATOR SHAFTS FIXTURES	2.00	EA	481.00	962	0.01
STAIRWAY 4' STRIP WITH SENSOR	24.00	EA	650.00	15,600	0.15
FANS AT DORMS		EA	650.00		
RESIDENTIAL LIGHTS AT DORMS	482.00	EA	300.00	144,600	1.38
CAN LIGHTS IN HARD CEILINGS AT CORRIDORS	80.00	EA	300.00	24,000	0.23
RESTROOM RECESSED CANS	239.00	EA	300.00	71,700	0.68
SHOWER RECESSED CANS - WET LOCATION	84.00	EA	400.00	33,600	0.32
VANITY LIGHTING	42.00	EA	650.00	27,300	0.26
CLOSET LIGHTS	6.00	EA	200.00	1,200	0.01
WASHER DRYER ROOM LIGHTS	3.00	EA	200.00	600	0.01
KITCHEN DOWNLIGHTS	14.00	EA	600.00	8,400	0.08
LIGHTING AT KIOSKS	1.00	EA	1,200.00	1,200	0.01
EXTERIOR PERIMETER LIGHTS WITH WALL PACK - CONTROLLED BY PHOTO SENSOR & TIMECLOCK	48.00	EA	950.00	45,600	0.43
FLUORESCENT BOARD OF REGENTS QUARTERLY MEETING	37.00	EA	650.00	24,050	0.23
COVERED LIGHTING AT DECORATIVE SOFFITS	376.00	LF	65.00	24,440	0.23

## South Building

Description	Quantity	UM	Unit Cost	TotalCost	\$/SF
LIGHTING CIRCUITING	1,590.00	EA	125.00	198,750	1.89
COMMUNITY / MEDIUM LOUNGE LIGHTING LUMP SUM (760-900 SF)	2.00	EA	9,000.00	18,000	0.17
FRONT DESK/RECEPTION LIGHTING LUMP SUM	1.00	EA	4,000.00	4,000	0.04
LARGE LOUNGE LIGHTING LUMP SUM (1265-1424 SF)	1.00	EA	17,000.00	17,000	0.16
<b>*** Total Building Light Fixtures</b>				<b>822,320</b>	<b>7.84</b>
<b>Lighting Controls</b>					
LIGHTING CONTROLS	104,919.00	SF	1.75	183,608	1.75
<b>*** Total Lighting Controls</b>				<b>183,608</b>	<b>1.75</b>
<b>Lightning Protection</b>					
LIGHTNING PROTECTION	17,533.00	SF	0.80	14,026	0.13
<b>*** Total Lightning Protection</b>				<b>14,026</b>	<b>0.13</b>
<b>HVAC Connections</b>					
FIRE DAMPERS - SUPPLY, RETURN & KITCHEN VENT HOODS*****	458.00	EA	326.00	149,308	1.42
DOMESTIC WATER PUMP	1.00	EA	3,000.00	3,000	0.03
HP-3 - HEAT PUMP	2.00	EA	8,591.00	17,182	0.16
CHW -1 & 2 - WATER PUMP 60HP 2000 GPM	2.00	EA	8,591.00	17,182	0.16
B-1 - HW FIRE TUBE BOILER 6000 MBH		EA	1,633.50		
AHU-S-N& RTUS	2.00	EA	7,260.00	14,520	0.14
RTU - DOAU-3 & 4	2.00	EA	7,260.00	14,520	0.14
HX-2 - WATER TO WATER HEAT EXCHANGER 2000 GPM	1.00	EA	8,500.00	8,500	0.08
DORMS FCU'S	106.00	EA	400.00	42,400	0.40
FCU'S HORIZONTAL AT COMMON AREAS *** PREVIOUS ASSUMPTION		EA	1,452.00		
EF (-1500 CFM)	3.00	EA	700.00	2,100	0.02
EF (1500-2000 CFM)	7.00	EA	950.00	6,650	0.06
EF (50-200 CFM)	5.00	EA	250.00	1,250	0.01
VAV BOXES (-600 CFM)	46.00	EA	450.00	20,700	0.20
VAV BOXES (700CFM+)	8.00	EA	950.00	7,600	0.07
<b>*** Total HVAC Connections</b>				<b>304,912</b>	<b>2.91</b>
<b>Equipment Connections</b>					
AUTO FLUSH VALVE CONNECTION PER WC LOT	21.00	EA	1,200.00	25,200	0.24
AUTO FLUSH VALVE CONNECTION PER WC SINGLE RR	15.00	EA	450.00	6,750	0.06
MOTORIZED SHADES CONNECTION **** ADD QTY	31.00	EA	600.00	18,600	0.18
WATER COOLER CONNECTIONS	1.00	EA	450.00	450	
AUTO DOOR CONNECTIONS		EA	1,200.00		
ELEVATORS	2.00	EA	5,000.00	10,000	0.10
<b>*** Total Equipment Connections</b>				<b>61,000</b>	<b>0.58</b>
<b>Transformers</b>					
3 PH 240/480-120/208 1500 KVA	1.00	EA	70,000.00	70,000	0.67
<b>*** Total Transformers</b>				<b>70,000</b>	<b>0.67</b>
<b>Main Switchboards</b>					
SMSB - PAD MOUNTED 5000A MAIN SWITCHBOARD (PQM & SPD INCLUDED) - WP ENCLOSURE*** PRICE	1.00	EA	165,000.00	165,000	1.57
<b>*** Total Main Switchboards</b>				<b>165,000</b>	<b>1.57</b>
<b>Fire Alarm</b>					
FIRE ALARM CONDUIT & BACK BOXES	104,919.00	SF	0.50	52,460	0.50
<b>*** Total Fire Alarm</b>				<b>52,460</b>	<b>0.50</b>
<b>Other Electrical</b>					
SECURITY ROUGH-IN	104,919.00	SF	0.13	13,146	0.13
TELE/DATA ROUGH IN, (8) 4" EMPTY CONDUIT, 4" SLEEVES, CABLE TRAY, GROUNDING)	104,919.00	SF	0.75	78,689	0.75
<b>*** Total Other Electrical</b>				<b>91,836</b>	<b>0.88</b>
<b>TSUS Board of Regents Quarterly Meeting</b>					
<b>May 23-24, 2019</b>			<b>540</b>		

## South Building

Description	Quantity	UM	Unit Cost	TotalCost	\$/SF
<b>Electrical Scope Items</b>					
BIM COORDINATION	104,919.00	SF	0.33	34,623	0.33
TEMP. ELECTRICAL	104,919.00	SF	0.78	81,837	0.78
*** Total Electrical Scope Items				<b>116,460</b>	<b>1.11</b>
** Total 26.01 - ELECTRICAL				<b>3,183,245</b>	<b>30.34</b>
<b>26.03 - FIRE ALARM</b>					
<b>Fire Alarm</b>					
FIRE ALARM TURNKEY****	104,919.00	SF	3.25	340,987	3.25
*** Total Fire Alarm				<b>340,987</b>	<b>3.25</b>
** Total 26.03 - FIRE ALARM				<b>340,987</b>	<b>3.25</b>
<b>27.01 - TELECOM/DATA</b>					
<b>Subcontractor</b>					
BOND ON SUB		LS	602.00		
*** Total Subcontractor					
<b>Backbone</b>					
BACKBONE CABLING	60.00	LF	55.00	3,300	0.03
*** Total Backbone				<b>3,300</b>	<b>0.03</b>
<b>Equipment</b>					
IDF ROOM BUILDOUT - SMALL	5.00	EA	10,000.00	50,000	0.48
MDF ROOM BUILDOUT - MAIN	1.00	EA	12,000.00	12,000	0.11
*** Total Equipment				<b>62,000</b>	<b>0.59</b>
<b>Horizontal Cabling/Distribution</b>					
CEILING MTD DATA OUTLETS FOR CAMERAS	12.00	EA.	293.00	3,516	0.03
DATA OUTLET - 1 DATA DROP	460.00	EA.	293.00	134,780	1.28
WP DATA OUTLETS FOR EXTERIOR CAMERAS	5.00	EA.	315.00	1,575	0.02
1V/1D AT ELEVATORS	2.00	EA	430.00	860	0.01
DATA OUTLET - 2 DATA DROP	19.00	EA	430.00	8,170	0.08
VOICE/CATV PORT - ONE PER DORM	213.00	EA	480.00	102,240	0.97
BAS CONNECTIVITY OUTLETS - 4 PORT	1.00	EA	610.00	610	0.01
DATA OUTLET - DUPLEX AT FLOOR BOXES	22.00	EA	610.00	13,420	0.13
SLEEVES THROUGH FLOORS	5.00	EA	600.00	3,000	0.03
PHONE OUTLETS - FOR FIRE ALARM, AT MECH ROOM, RECEPTION	3.00	EA	250.00	750	0.01
2D AT WIFI LOCATIONS (WIFI ROUTER BY OTHERS)	79.00	EA	430.00	33,970	0.32
*** Total Horizontal Cabling/Distribution				<b>302,891</b>	<b>2.89</b>
** Total 27.01 - TELECOM/DATA				<b>368,191</b>	<b>3.51</b>
<b>27.02 - AUDIO VISUAL</b>					
<b>Video Equipment</b>					
COAX DROP & HDMI AT LOUNGES & CONFERENCE ROOM	9.00	EA	135.00	1,215	0.01
FLAT SCREEN LED DISPLAY - 60" AT LOUNGES & LARGE CONFERENCE ROOM - PROVIDED BY OTHERS	9.00	EA			
*** Total Video Equipment				<b>1,215</b>	<b>0.01</b>
** Total 27.02 - AUDIO VISUAL				<b>1,215</b>	<b>0.01</b>
<b>28.01 - SECURITY</b>					
<b>Access Control</b>					
CARD READERS (PER DOOR, READER, REX, LOCK, DOOR CONTACTS, WIRING, INSTALL)	8.00	EA	1,200.00	9,600	0.09
CARD READERS EXTERIOR W/ INTERCOM (PER DOOR, READER, REX, LOCK, DOOR CONTACTS, WIRING, INSTALL)	1.00	EA	1,800.00	1,800	0.02
ELEVATOR CARD READERS (PER DOOR, READER, REX, LOCK, DOOR CONTACTS, WIRING, INSTALL)	2.00	EA	1,200.00	2,400	0.02
*** Total Access Control				<b>13,800</b>	<b>0.13</b>

## South Building

Description	Quantity	UM	Unit Cost	TotalCost	\$/SF
CARD READER ROUGH IN (PER DOOR)	9.00	EA	1,500.00	13,500	0.13
HEADEND - (PER DOOR INCLUDES CONTROL PANEL, LOCK POWER SUPPLY)	9.00	EA	600.00	5,400	0.05
<b>*** Total Other Access Control</b>				<b>18,900</b>	<b>0.18</b>
<b>Electronic Surveillance</b>					
ELEVATOR CAMERAS	2.00	EA	2,500.00	5,000	0.05
STATIONARY CAMERAS	12.00	EA	2,500.00	30,000	0.29
STATIONARY CAMERAS - EXTERIOR	5.00	EA	3,100.00	15,500	0.15
MONITORS	1.00	EA	400.00	400	
DIGITAL VIDEO SURVEILLANCE RECORDING SYSTEM	1.00	EA	15,000.00	15,000	0.14
WIRE & CABLE FOR VIDEO SURVEILLANCE (500 LF SIGNAL AND LV POWER)	17.00	EA	250.00	4,250	0.04
<b>*** Total Electronic Surveillance</b>				<b>70,150</b>	<b>0.67</b>
<b>** Total 28.01 - SECURITY</b>				<b>102,850</b>	<b>0.98</b>
<b>31.01 - EARTHWORK</b>					
<b>Building Mass Excavation</b>					
EXPORT MATERIALS - SOUTH BUILDING	5,208.00	TCY	13.75	71,610	0.68
MASS EXCAVATION - SOUTH BUILDING	5,393.00	TCY	3.04	16,415	0.16
<b>*** Total Building Mass Excavation</b>				<b>88,025</b>	<b>0.84</b>
<b>Building Structural Fill</b>					
STRUCTURAL FILL - SOUTH BUILDING - ASSUMES 3' PAD WITH 5' OVERBUILD	777.00	TONS	2.66	2,068	0.02
IMPORT MATERIALS - SOUTH BUILDING	3,005.00	TONS	13.00	39,065	0.37
SCARIFY AND COMPACT	24,400.00	SF	0.09	2,307	0.02
<b>*** Total Building Structural Fill</b>				<b>43,440</b>	<b>0.41</b>
<b>** Total 31.01 - EARTHWORK</b>				<b>131,465</b>	<b>1.25</b>
<b>* Total SOUTH BUILDING</b>	<b>104,919.00</b>	<b>SF</b>	<b>246.95</b>	<b>25,909,892</b>	<b>246.95</b>
<b>Total Gross Cost</b>				<b>56,811,356</b>	

**HILLTOP UTILITIES EXTENSION**  
**DETAILED COST**  
**ESTIMATES**

SUMMARY - HILLTOP UTILITIES EXTENSION

		PCR	VCC	DELTA
01	General Requirements	\$ 325,000	\$ 402,462	\$ (77,462)
03	Concrete	\$ 200,000	\$ 109,776	\$ 90,224
22	Plumbing	\$ 40,000	\$ 31,200	\$ 8,800
23	HVAC	\$ 240,450	\$ 264,774	\$ (24,324)
26	Electrical	\$ 1,097,315	\$ 1,134,797	\$ (37,482)
31	Earthwork	\$ 110,786	\$ 67,755	\$ 43,031
32	Exterior Improvements	\$ 144,599	\$ 121,065	\$ 23,534
33	Utilities	\$ 515,615	\$ 521,988	\$ (6,373)
<hr/>				
	Subtotal COW	\$ 2,673,765	\$ 2,653,819	\$ 19,948
	Design Contingency / Escalation	1.90% \$ 50,802	\$ 50,473	\$ 329
	CM General Conditions	18.64% \$ 685,654	\$ 685,952	\$ (298)
	CM Contingency	3.00% \$ 80,213	\$ 101,707	\$ (21,494)
<hr/>				
	Subtotal	\$ 3,490,433	\$ 3,491,951	\$ (1,518)
	CM Fee	5.11% \$ 187,966	\$ 188,048	\$ (82)
<hr/>				
	TOTAL	\$ 3,678,399	\$ 3,679,999	\$ (1,600) -0.04%

ALTERNATES

		PCR	VCC	DELTA
ALTERNATE 1	- Insulated 18" CHW HDPE Piping in lieu of Un-Insulated Piping	ADD \$ 44,121	\$ 41,416	6.1%
ALTERNATE 2A	- Un-Insulated 18" CHW HDPE Piping - Matthews Street	ADD \$ 548,533	\$ 563,977	-2.8%
ALTERNATE 2B	- Insulated 18" CHW HDPE Piping - Matthews Street	ADD \$ 624,140	\$ 639,720	-2.5%
ALTERNATE 3A	- Un-Insulated 18" CHW HDPE Piping - Pickard Street	ADD \$ 658,904	\$ 668,614	-1.5%
ALTERNATE 3B	- Insulated 18" CHW HDPE Piping - Pickard Street	ADD \$ 729,498	\$ 729,954	-0.1%
ALTERNATE 4A	- Un-Insulated 18" CHW HDPE Piping - Russell Circle	ADD \$ 601,914	\$ 610,065	-1.4%
ALTERNATE 4B	- Insulated 18" CHW HDPE Piping - Russell Circle	ADD \$ 657,265	\$ 661,033	-0.6%
ALTERNATE 5	- Telecommunications Ductbank	ADD \$ 372,822	\$ 363,463	2.5%

Texas State University  
Hilltop Housing Project  
50% DD Estimate  
March 26, 2019 FINAL RECONCILE

	NORTH	SOUTH	TOTAL
Level Bsmt	3,650	2,600	
Level 1	16,750	16,200	
Level 2 Podium	-	17,080	
Levels 2-6	83,750	-	
Levels 3-6	-	68,320	
Level PH	600	430	
	104,750	104,630	209,380

ESTIMATE DETAIL - HILLTOP UTILITIES EXTENSION

DESCRIPTION	QTY	UNIT	UNIT COST	EXTENSION	SUBTOTAL	TOTAL
<b>DIVISION 01 - GENERAL REQUIREMENTS</b>						
General Requirements	1	ls	\$ 325,000	\$ 325,000		
			Subtotal		\$ 325,000	
			TOTAL DIVISION 01			\$ 325,000
<b>DIVISION 03 - CONCRETE</b>						
Concrete						
Flowable Fill	1,000	cy	\$ 125.00	\$ 125,000		
Island Relocation	1	ls	\$ 75,000.00	\$ 75,000		
			Subtotal		\$ 200,000	
			TOTAL DIVISION 03			\$ 200,000
<b>DIVISION 22 - PLUMBING</b>						
Sump Pumps at Electrical Manholes	4	ea	\$ 10,000.00	\$ 40,000		
			Subtotal		\$ 40,000	
			TOTAL DIVISION 22			\$ 40,000
<b>DIVISION 23 - HVAC</b>						
Site CHWS/R Thermal Utility						
Site CHWS/R Lines -18" Uninsulated HDPE	550	lf	\$ 250.00	\$ 137,500		
Connect CHWS/R to Existing	1	ea	\$ 10,000.00	\$ 10,000		
Fittings	1	ls	\$ 18,700.00	\$ 18,700		
Trenching and Backfill	550	lf	\$ 135.00	\$ 74,250		
			Subtotal		\$ 240,450	
			TOTAL DIVISION 23			\$ 240,450
<b>DIVISION 26 - ELECTRICAL</b>						
Site Power Distribution						
Site Electrical Ductbank	1,142	lf	\$ 450.00	\$ 513,900		
Connect Elec Ductbank to Existing Manhole	2	ea	\$ 10,000.00	\$ 20,000		
New Ductbank Manhole10x10	4	ea	\$ 15,000.00	\$ 60,000		
Trenching and Backfill	1,142	lf	\$ 135.00	\$ 154,170		
			Subtotal		\$ 748,070	
Site Communications						
Site Telecom Ductbank	837	lf	\$ 250.00	\$ 209,250		
New 36" Dia Precast Comm Manhole	3	ea	\$ 7,500.00	\$ 22,500		
Connect Telecom Ductbank to Existing	1	ea	\$ 4,500.00	\$ 4,500		
Trenching and Backfill	837	lf	\$ 135.00	\$ 112,995		
			Subtotal		\$ 349,245	
			TOTAL DIVISION 26			\$ 1,097,315

Texas State University  
Hilltop Housing Project  
50% DD Estimate  
March 26, 2019 FINAL RECONCILE

	NORTH	SOUTH	TOTAL
Level Bsmt	3,650	2,600	
Level 1	16,750	16,200	
Level 2 Podium	-	17,080	
Levels 2-6	83,750	-	
Levels 3-6	-	68,320	
Level PH	600	430	
	104,750	104,630	209,380

ESTIMATE DETAIL - HILLTOP UTILITIES EXTENSION

DESCRIPTION	QTY	UNIT	UNIT COST	EXTENSION	SUBTOTAL	TOTAL
<b>DIVISION 31 - EARTHWORK</b>						
Earthwork						
BP1 - Restore Laydown Area Parking Lot	10,300	sf	\$ 2.00	\$ 20,600		
BP1 - Tree Protection Fence	1,050	lf	\$ 15.00	\$ 15,750		
BP1 - Rock Berm	77	lf	\$ 25.00	\$ 1,925		
BP1 - Silt Fence	1,037	lf	\$ 4.00	\$ 4,148		
BP1 - Demo Asphalt Paving (Replace same)	26,242	sf	\$ 1.25	\$ 32,803		
BP1 - Demo Curb & Gutter (Replace same)	465	lf	\$ 5.00	\$ 2,325		
BP1 - Demo Trees	6	ea	\$ 350.00	\$ 2,100		
BP1 - Demo Rock Retaining Wall	60	lf	\$ 50.00	\$ 3,000		
BP1 - Demo Concrete Island (and gate arm)	54	sf	\$ 2.50	\$ 135		
Haul Debris	40	pulls	\$ 700.00	\$ 28,000		
					Subtotal	\$ 110,786
					TOTAL DIVISION 31	\$ 110,786
<b>DIVISION 32 - EXTERIOR IMPROVEMENTS</b>						
Earthwork						
Asphalt Paving	26,242	sf	\$ 4.50	\$ 118,089		
Curb & Gutter	465	lf	\$ 14.00	\$ 6,510		
Landscape / Hardscape	1	ls	\$ 20,000.00	\$ 20,000		
					Subtotal	\$ 144,599
					TOTAL DIVISION 32	\$ 144,599
<b>DIVISION 33 - SITE UTILITIES</b>						
Site Storm Drainage						
BP1 - Storm - 6" Line	150	lf	\$ 60.00	\$ 9,000		
Trenching and Backfill	150	lf	\$ 110.00	\$ 16,500		
					Subtotal	\$ 25,500
Site Fire / Domestic Water						
BP1 - 8" DI Water Pipe	17	lf	\$ 65.00	\$ 1,105		
BP1 - 12" DI Water Pipe	690	lf	\$ 125.00	\$ 86,250		
BP1 - 12" DI Water Pipe - Connect to Existing	2	ea	\$ 1,500.00	\$ 3,000		
BP1 - 12x12 TEE	1	ea	\$ 1,500.00	\$ 1,500		
BP1 - 12" 11.25-degree bend	1	ea	\$ 650.00	\$ 650		
BP1 - 12" 45-degree bend	7	ea	\$ 650.00	\$ 4,550		
BP1 - 12" 22.5-degree bend	2	ea	\$ 650.00	\$ 1,300		
BP1 - Fire Hydrant	1	ea	\$ 3,500.00	\$ 3,500		
BP1 - Demo Existing Water Main	473	lf	\$ 30.00	\$ 14,190		
Trenching /Backfill	1,180	lf	\$ 110.00	\$ 129,800		
					Subtotal	\$ 245,845
Site Sanitary						
BP1 - 8" Sanitary Main	574	lf	\$ 85.00	\$ 48,790		



Texas State University  
 Hilltop Housing Project  
 50% DD Estimate  
 March 26, 2019 FINAL RECONCILE

	NORTH	SOUTH	TOTAL
Level Bsmt	3,650	2,600	
Level 1	16,750	16,200	
Level 2 Podium	-	17,080	
Levels 2-6	83,750	-	
Levels 3-6	-	68,320	
Level PH	600	430	
	104,750	104,630	209,380

ESTIMATE DETAIL - HILLTOP UTILITIES EXTENSION

DESCRIPTION	QTY	UNIT	UNIT COST	EXTENSION	SUBTOTAL	TOTAL
BP1 - Sanitary Manhole	7	ea	\$ 5,500.00	\$ 38,500		
BP1 - Demo Existing Sanitary Main	456	lf	\$ 30.00	\$ 13,680		
Trenching /Backfill	1,030	lf	\$ 110.00	\$ 113,300		
			Subtotal		\$ 214,270	
Utility Excavation Premium						
Rock Excavation Allowance / Equipment for Hoisting	1	ls	\$ 30,000.00	\$ 30,000		
			Subtotal		\$ 30,000	
			TOTAL DIVISION 33			\$ 515,615
			SUB TOTAL CONSTRUCTION			\$ 2,673,765
			SEE SUMMARY FOR MARKUPS			

ALTERNATES

	DESCRIPTION	QTY	UNIT	UNIT COST	EXTENSION	SUBTOTAL	TOTAL
1	Insulated HDPE In ILO Un-insulated HDPE (Base Bid)						
	Delete Site CHWS/R Lines -18" Un-Insulated	(550)	lf	\$ 255.00	\$ (140,250)		
	Add Site CHWS/R Lines -18" Pre-Insulated	550	lf	\$ 325.00	\$ 178,750		
	Subtotal					\$ 38,500	
	Markups	14.60%				\$ 5,621	
	TOTAL						\$ 44,121
2A	Utility Re-Routing ADD Alternate 1 - Un-Insulated HDPE Down Matthews to New Valves at Tunnel						
	Site CHWS/R Lines -18" HDPE Un-Insulated	1,015	lf	\$ 255.00	\$ 258,825		
	Connect CHWS/R to Existing	1	ea	\$ 15,000.00	\$ 15,000		
	Pre-Engineered Valve Box	1	ea	\$ 30,000.00	\$ 30,000		
	Fittings	1	ls	\$ 34,000.00	\$ 34,000		
	Sump Pump - Elec Manhole	2	ea	\$ 10,000.00	\$ 20,000		
	Hoisting Premium	1	allow	\$ 30,000.00	\$ 30,000		
	Add for Rock Excavation	1	allow	\$ 35,000.00	\$ 35,000		
	Trenching and Backfill	1,015	lf	\$ 55.00	\$ 55,825		
	Subtotal					\$ 478,650	
	Markups	14.60%				\$ 69,883	
	TOTAL						\$ 548,533
2B	Utility Re-Routing ADD Alternate 1 - Insulated HDPE Down Matthews to New Valves at Tunnel						
	Site CHWS/R Lines -18" HDPE Insulated	1,015	lf	\$ 325.00	\$ 329,875		
	Connect CHWS/R to Existing	1	ea	\$ 15,000.00	\$ 15,000		
	Pre-Engineered Valve Box	1	ea	\$ 30,000.00	\$ 30,000		
	Fittings	1	ls	\$ 34,000.00	\$ 34,000		
	Sump Pump - Elec Manhole	2	ea	\$ 10,000.00	\$ 20,000		
	Hoisting Premium	1	allow	\$ 30,000.00	\$ 30,000		
	Add for Rock Excavation	1	allow	\$ 35,000.00	\$ 35,000		
	Trenching and Backfill	1,015	lf	\$ 50.00	\$ 50,750		
	Subtotal					\$ 544,625	
	Markups	14.60%				\$ 79,515	
	TOTAL						\$ 624,140
3A	Alternate 3A Pickard CHW Un-Insulated						
	General Requirement - Fencing/Gates	1	ls	\$ 7,500.00	\$ 7,500		
	General Requirement - Signage/Safety	1	ls	\$ 3,000.00	\$ 3,000		
	Roadway Demo	880	lf	\$ 12.00	\$ 10,560		
	Roadway Patch/Repair	8,800	sf	\$ 5.00	\$ 44,000		
	Haul Spoils	1	ls	\$ 2,500.00	\$ 2,500		
	Site CHWS/R Lines -18" HDPE Un-Insulated	880	lf	\$ 255.00	\$ 224,400		

ALTERNATES

	DESCRIPTION	QTY	UNIT	UNIT COST	EXTENSION	SUBTOTAL	TOTAL
	Connect CHWS/R to Existing	1	ea	\$ 90,000.00	\$ 90,000		
	Pre-Engineered Valve Box	1	ea	\$ 30,000.00	\$ 30,000		
	Fittings	1	ls	\$ 34,000.00	\$ 34,000		
	Sump Pump - Elec Manhole	2	ea	\$ 10,000.00	\$ 20,000		
	Hoisting Premium	1	allow	\$ 30,000.00	\$ 30,000		
	Add for Rock Excavation	1	allow	\$ 35,000.00	\$ 35,000		
	Trenching and Backfill	880	lf	\$ 50.00	\$ 44,000		
	<b>Subtotal</b>					\$ 574,960	
	<b>Markups</b>			14.60%		\$ 83,944	
	<b>TOTAL</b>						\$ 658,904
3B	Alternate 3A Pickard CHW Insulated						
	General Requirement - Fencing/Gates	1	ls	\$ 7,500.00	\$ 7,500		
	General Requirement - Signage/Safety	1	ls	\$ 3,000.00	\$ 3,000		
	Roadway Demo	880	lf	\$ 12.00	\$ 10,560		
	Roadway Patch/Repair	8,800	sf	\$ 5.00	\$ 44,000		
	Haul Spoils	1	ls	\$ 2,500.00	\$ 2,500		
	Site CHWS/R Lines -18" HDPE Insulated	880	lf	\$ 325.00	\$ 286,000		
	Connect CHWS/R to Existing	1	ea	\$ 90,000.00	\$ 90,000		
	Pre-Engineered Valve Box	1	ea	\$ 30,000.00	\$ 30,000		
	Fittings	1	ls	\$ 34,000.00	\$ 34,000		
	Sump Pump - Elec Manhole	2	ea	\$ 10,000.00	\$ 20,000		
	Hoisting Premium	1	allow	\$ 30,000.00	\$ 30,000		
	Add for Rock Excavation	1	allow	\$ 35,000.00	\$ 35,000		
	Trenching and Backfill	880	lf	\$ 50.00	\$ 44,000		
	<b>Subtotal</b>					\$ 636,560	
	<b>Markups</b>			14.60%		\$ 92,938	
	<b>TOTAL</b>						\$ 729,498
4A	Alternate Russell Circle CHW Un-Insulated						
	General Requirement - Fencing/Gates	1	ls	\$ 7,500.00	\$ 7,500		
	General Requirement - Signage/Safety	1	ls	\$ 3,000.00	\$ 3,000		
	Roadway Demo	690	lf	\$ 12.00	\$ 8,280		
	Roadway Patch/Repair	6,900	sf	\$ 5.00	\$ 34,500		
	Haul Spoils	1	ls	\$ 2,500.00	\$ 2,500		
	Site CHWS/R Lines -18" HDPE Un-Insulated	690	lf	\$ 255.00	\$ 175,950		
	Connect CHWS/R to Existing	1	ea	\$ 110,000.00	\$ 110,000		
	Pre-Engineered Valve Box	1	ea	\$ 30,000.00	\$ 30,000		
	Fittings	1	ls	\$ 34,000.00	\$ 34,000		
	Sump Pump - Elec Manhole	2	ea	\$ 10,000.00	\$ 20,000		

ALTERNATES

DESCRIPTION	QTY	UNIT	UNIT COST	EXTENSION	SUBTOTAL	TOTAL
Hoisting Premium	1	allow	\$ 30,000.00	\$ 30,000		
Add for Rock Excavation	1	allow	\$ 35,000.00	\$ 35,000		
Trenching and Backfill	690	lf	\$ 50.00	\$ 34,500		
<b>Subtotal</b>					<b>\$ 525,230</b>	
Markups	14.60%				<b>\$ 76,684</b>	
<b>TOTAL</b>					<b>\$ 601,914</b>	

4B Alternate 3A Russell Circle CHW Insulated

General Requirement - Fencing/Gates	1	ls	\$ 7,500.00	\$ 7,500		
General Requirement - Signage/Safety	1	ls	\$ 3,000.00	\$ 3,000		
Roadway Demo	690	lf	\$ 12.00	\$ 8,280		
Roadway Patch/Repair	6,900	sf	\$ 5.00	\$ 34,500		
Haul Spoils	1	ls	\$ 2,500.00	\$ 2,500		
Site CHWS/R Lines -18" HDPE Insulated	690	lf	\$ 325.00	\$ 224,250		
Connect CHWS/R to Existing	1	ea	\$ 110,000.00	\$ 110,000		
Pre-Engineered Valve Box	1	ea	\$ 30,000.00	\$ 30,000		
Fittings	1	ls	\$ 34,000.00	\$ 34,000		
Sump Pump - Elec Manhole	2	ea	\$ 10,000.00	\$ 20,000		
Hoisting Premium	1	allow	\$ 30,000.00	\$ 30,000		
Add for Rock Excavation	1	allow	\$ 35,000.00	\$ 35,000		
Trenching and Backfill	690	lf	\$ 50.00	\$ 34,500		
<b>Subtotal</b>					<b>\$ 573,530</b>	
Markups	14.60%				<b>\$ 83,735</b>	
<b>TOTAL</b>					<b>\$ 657,265</b>	

5 Telecomm Ductbank

General Requirement - Fencing/Gates	1	ls	\$ 7,500.00	\$ 7,500		
General Requirement - Signage/Safety	1	ls	\$ 3,000.00	\$ 3,000		
Telecom Ductbank	1,015	lf	\$ 205.00	\$ 208,075		
Telecom Manhole	3	ea	\$ 7,000.00	\$ 21,000		
Add for Rock Excavation	1	allow	\$ 35,000.00	\$ 35,000		
Trenching and Backfill	1,015	lf	\$ 50.00	\$ 50,750		
<b>Subtotal</b>					<b>\$ 325,325</b>	
Markups	14.60%				<b>\$ 47,497</b>	
<b>TOTAL</b>					<b>\$ 372,822</b>	

Phase: Construction Documents - 50% CD  
 Date: 03.25.2019

Prepared By:  
 Vaughn Construction  
 Tom Thibeaux

<b>Total Cost of Work - See Attached Detail</b>		<b>\$2,653,819</b>
<i>Escalation</i>	<i>0.50%</i>	<i>\$13,269</i>
<i>Design Contingency</i>	<i>1.40%</i>	<i>\$37,204</i>
<i>General Conditions</i>	<i>18.64%</i>	<i>\$685,952</i>
<i>Umbrella and GL</i>		<i>Incl. in GCs</i>
<i>Builder's Risk Insurance</i>		<i>Incl. in GCs</i>
<i>Special Insurance</i>		<i>Not Included</i>
<i>GC Bond</i>		<i>Incl. in GCs</i>
<b>Total General Conditions Cost</b>		<b>\$685,952</b>
<i>CM Contingency</i>	<i>3.00%</i>	<i>\$101,707</i>
<i>Construction Phase Fee</i>	<i>5.11%</i>	<i>\$188,048</i>
<i>Owner's Special Cash Allowance</i>		<i>\$0</i>
<i>Owner's Construction Contingency</i>	<i>0.00%</i>	<i>\$0</i>
<b>TOTAL</b>		<b>\$3,680,000 *</b>
<i>Alt #1 - ADD INSULATION AT CHW HDPE PIPE</i>		<i>\$41,416</i>
<i>Alt #2A - CHW (UNINSULATED HDPE) DOWN MATTHEWS</i>		<i>\$563,977</i>
<i>Alt #2B - CHW (INSULATED HDPE) DOWN MATTHEWS</i>		<i>\$639,720</i>
<i>Alt #3A - CHW (UNINSULATED HDPE) DOWN PICKARD</i>		<i>\$668,614</i>
<i>Alt #3B - CHW (INSULATED HDPE) DOWN PICKARD</i>		<i>\$729,954</i>
<i>Alt #4A - CHW (UNINSULATED HDPE) DOWN PICKARD TO RUSSEL CIRCLE</i>		<i>\$610,065</i>
<i>Alt #4B - CHW (INSULATED HDPE) DOWN PICKARD TO RUSSEL CIRCLE</i>		<i>\$661,033</i>
<i>Alt #5 - TELECOMMUNICATION DUCTBANK</i>		<i>\$363,463</i>

**TxSt- Hilltop Housing Complex**  
**Client Project No. 18-09079 / Vaughn Project No. 2647-00**  
**ESTIMATE SUMMARY & DETAIL**



Description	Quantity	UM	Unit Cost	TotalCost	\$/SF
<b>BASE</b>					
01.01 - GENERAL WORKS				352,462	
01.07 - ALLOWANCES				50,000	
03.00 - CONCRETE TURNKEY				109,776	
22.01 - PLUMBING				31,200	
23.01 - HVAC				264,774	
26.01 - ELECTRICAL				1,134,797	
31.01 - EARTHWORK				36,633	
31.04 - SWPPP				31,122	
32.01 - ASPHALT				80,704	
32.04 - UNIT PAVERS				18,750	
32.13 - LANDSCAPE & IRRIGATION				21,611	
33.01 - SITE UTILITIES				521,988	
* Total BASE				2,653,819	
<b>ADD INDULATION AT HDPE PIPING - BASE SCOPE</b>					
23.01 - HVAC				34,410	
* Total ADD INDULATION AT HDPE PIPING - BA				34,410	
<b>CHW ROUTING - MATTHEWS STREET - UNINSULATED</b>					
23.01 - HVAC				468,573	
* Total CHW ROUTING - MATTHEWS STREET - UN				468,573	
<b>CHW ROUTING - MATTHEWS STREET - INSULATED</b>					
23.01 - HVAC				531,503	
* Total CHW ROUTING - MATTHEWS STREET - IN				531,503	
<b>CHW ROUTING - PICKARD - UNINSULATED</b>					
01.01 - GENERAL WORKS				14,578	
23.01 - HVAC				503,000	
31.01 - EARTHWORK				17,011	
31.04 - SWPPP				4,343	
32.01 - ASPHALT				16,576	
* Total CHW ROUTING - PICKARD - UNINSULATE				555,509	
<b>CHW ROUTING - PICKARD TO RUSSELL - UNINSULATED</b>					
01.01 - GENERAL WORKS				12,819	
23.01 - HVAC				456,115	
31.01 - EARTHWORK				17,011	
31.04 - SWPPP				4,343	
32.01 - ASPHALT				16,576	
* Total CHW ROUTING - PICKARD TO RUSSELL -				506,865	
<b>CHW ROUTING - PICKARD - INSULATED</b>					
01.01 - GENERAL WORKS				14,578	
23.01 - HVAC				553,964	
31.01 - EARTHWORK				17,011	
31.04 - SWPPP				4,343	
32.01 - ASPHALT				16,576	
* Total CHW ROUTING - PICKARD - INSULATED				606,473	
<b>CHW ROUTING - PICARD TO RUSSELL - INSULATED</b>					
01.01 - GENERAL WORKS				12,819	
23.01 - HVAC				498,461	
31.01 - EARTHWORK				17,011	
31.04 - SWPPP				4,343	
32.01 - ASPHALT				16,576	
* Total CHW ROUTING - PICARD TO RUSSELL -				549,211	
<b>TELECOMM UTILITY CONDUITS</b>					
26.01 - ELECTRICAL				278,080	
27.01 - TELECOM/DATA					
31.01 - EARTHWORK				11,467	
32.01 - ASPHALT				12,432	
* Total TELECOMM UTILITY CONDUITS				301,979	

**TxSt- Hilltop Housing Complex**  
**Client Project No. 18-09079 / Vaughn Project No. 2647-00**  
**ESTIMATE SUMMARY & DETAIL**



Description	Quantity	UM	Unit Cost	TotalCost	\$/SF
<b>BASE</b>					
<b>01.01 - GENERAL WORKS</b>					
<b>Project Cleaning</b>					
JOBSITE CLEAN-UP	50.00	WK	1,086.67	54,334	
DUMPSTER - 30 CY	45.00	EA	550.00	24,750	
<b>*** Total Project Cleaning</b>				<b>79,084</b>	
<b>Project Signage</b>					
VAUGHN SIGNAGE - EXTERNAL DIRECTIONAL AND SAFETY	25.00	EA	586.44	14,661	
<b>*** Total Project Signage</b>				<b>14,661</b>	
<b>Safety</b>					
MISC. SAFETY EQUIPMENT	50.00	WK	150.00	7,500	
SAFETY MAINTENANCE	50.00	WK	449.92	22,496	
<b>*** Total Safety</b>				<b>29,996</b>	
<b>Layout</b>					
FIELD ENGINEER	5.00	WK	2,845.73	14,229	
INSTRUMENT MAN	5.00	WK	978.75	4,894	
STAKES, FLAGGING, PAINT - ADDITIONAL	1.00	LS	324.75	325	
<b>*** Total Layout</b>				<b>19,447</b>	
<b>Chain Link Fencing</b>					
CHAIN LINK FENCE - 6' WITH WIND SCREEN - UTILITY WORK	1,500.00	LF	5.20	7,800	
RELOCATE CHAIN LINK FENCING FOR PHASING - UTILITY WORK	1,500.00	LF	1.30	1,950	
MAINTAIN CHAIN LINK FENCE	11.00	MO	175.12	1,926	
GATE - 20' WIDE - UTILITY WORK	6.00	EA	2,504.62	15,028	
<b>*** Total Chain Link Fencing</b>				<b>26,704</b>	
<b>Other Temporary Fencing</b>					
TREE PROTECTION - CHAIN LINK	500.00	LF	5.00	2,500	
TREE PROTECTION - WOOD PLANKS	150.00	EA	119.65	17,947	
<b>*** Total Other Temporary Fencing</b>				<b>20,447</b>	
<b>Other Traffic Control Devices</b>					
MISC. TRAFFIC CONTROL BARRICADES/EQUIPMENT	15.00	WK	577.00	8,655	
TRAFFIC CONTROL - FLAGMAN (2 EA.) - UTILITY WORK	50.00	WK	1,534.68	76,734	
TRAFFIC CONTROL - GATEMEN (2 EA.) - UTILITY WORK	50.00	WK	1,534.68	76,734	
<b>*** Total Other Traffic Control Devices</b>				<b>162,123</b>	
<b>** Total 01.01 - GENERAL WORKS</b>				<b>352,462</b>	
<b>01.07 - ALLOWANCES</b>					
<b>Contractor Allowances</b>					
RELOCATE PARKING CONTROL ISLAND	1.00	LS	50,000.00	50,000	
<b>*** Total Contractor Allowances</b>				<b>50,000</b>	
<b>** Total 01.07 - ALLOWANCES</b>				<b>50,000</b>	
<b>03.00 - CONCRETE TURNKEY</b>					
<b>Concrete - 2000 psi 1"</b>					
FLOWABLE FILL	520.00	CY	97.50	50,700	
<b>*** Total Concrete - 2000 psi 1"</b>				<b>50,700</b>	
<b>Miscellaneous Concrete Purchase</b>					
ENVIRONMENTAL FEE	26.00	LOAD	12.50	325	
FUEL SERVICE CHARGE	26.00	LOAD	25.00	650	
<b>*** Total Miscellaneous Concrete Purchase</b>				<b>975</b>	
<b>Mud Slab</b>					
CONCRETE BOARD OF REGENTS QUARTERLY MEETING	520.00	CY	34.09	17,729	
MUD SLAB	520.00	CY	34.07	17,716	

**TxSt- Hilltop Housing Complex**  
**Client Project No. 18-09079 / Vaughn Project No. 2647-00**  
**ESTIMATE SUMMARY & DETAIL**



Description	Quantity	UM	Unit Cost	TotalCost	\$/SF
MOP FINISH FLOWABLE FILL - POUR 1	2,250.00	SF	3.00	6,753	
<b>*** Total Mud Slab</b>				<b>42,199</b>	
<b>Slab on Grade</b>					
PUMP - 42 METER (128 FEET)	520.00	CY	3.31	1,723	
PUMP - 42 METER (128 FEET)	40.00	HRS	206.25	8,250	
PRIME PUMPS	4.00	EA	150.00	600	
FUEL SURCHARGE - 42 METER (128 FEET)	4.00	EA	106.25	425	
<b>*** Total Slab on Grade</b>				<b>10,998</b>	
<b>Foundations</b>					
MISC. POUR STOPS	500.00	SF	9.81	4,905	
<b>*** Total Foundations</b>				<b>4,905</b>	
<b>** Total 03.00 - CONCRETE TURNKEY</b>				<b>109,776</b>	
<b>22.01 - PLUMBING</b>					
<b>Sump Pumps</b>					
SUMP PUMP DUPLEX W/ BASIN, 2 HP - @ ELECTRICAL MANHOLES	4.00	EA	7,800.00	31,200	
<b>*** Total Sump Pumps</b>				<b>31,200</b>	
<b>** Total 22.01 - PLUMBING</b>				<b>31,200</b>	
<b>23.01 - HVAC</b>					
<b>Miscellaneous Lifting &amp; Hoisting</b>					
50 TON PICKER HOURLY RENTAL	280.00	HR	119.08	33,341	
<b>*** Total Miscellaneous Lifting &amp; Hoisting</b>				<b>33,341</b>	
<b>Site HVAC Piping</b>					
HDPE HVAC PIPING - 18" - CHWS/R	555.00	LF	285.00	158,175	
VALVE - 18" - 125 LB, FLANGED	4.00	EA	14,650.00	58,600	
DEEP EXCAVATION AT ELM STREET LOT FOR TIE IN	204.00	CY	40.00	8,160	
HAUL OFF HVAC SPOILS	361.00	CY	18.00	6,498	
<b>*** Total Site HVAC Piping</b>				<b>231,433</b>	
<b>** Total 23.01 - HVAC</b>				<b>264,774</b>	
<b>26.01 - ELECTRICAL</b>					
<b>Miscellaneous Lifting &amp; Hoisting</b>					
50 TON PICKER HOURLY RENTAL	280.00	HR	119.08	33,341	
<b>*** Total Miscellaneous Lifting &amp; Hoisting</b>				<b>33,341</b>	
<b>Site Electrical Demo</b>					
DEMO CONDUCTORS IN DUCT BANK BACK TO SOURCE	766.00	LF	36.00	27,576	
DEMO SITE DUCT BANK	350.00	LF	75.00	26,250	
<b>*** Total Site Electrical Demo</b>				<b>53,826</b>	
<b>Site Electrical Ductbank</b>					
SITE DUCT BANK 1/E6.01 - 48"x48" (30) 5" PVC CONDUITS - INCL. CONDUCTORS	306.00	LF	680.00	208,080	
SITE DUCT BANK 2&4/E6.01 - 32"x32" (16) 5" PVC CONDUITS - INCL. CONDUCTORS	805.00	LF	425.00	342,125	
SITE DUCT BANK 3/E6.01 - 48"x32" (24) 5" PVC CONDUITS - INCL. CONDUCTORS	176.00	LF	515.00	90,640	
SITE DUCT BANK 6/E6.01 - 18"x32" (8) 5" PVC CONDUITS - INCL. CONDUCTORS	146.00	LF	325.00	47,450	
ADDITIONAL SHORING & UTILITY PROTECTION AT TIE-IN AT ANNEX	1.00	LS	15,000.00	15,000	
EXCAVATION, BACKFILL & COMPACTION FOR DUCTBANK	2,550.00	LF	20.00	51,000	
HAUL OFF DUCT BANK SPOILS	748.00	TCY	10.00	7,480	
SITE DUCT BANK CONCRETE - RED	534.00	CY	80.00	42,720	
PROVIDE NEW COMPONENTS TO EXISTING MANHOLE	1.00	EA	5,000.00	5,000	
SITE ELECTRICAL MANHOLE	4.00	EA	15,000.00	60,000	
TERMINATE EXISTING CIRCUIT TO EXISTING BUS BARS TO REFEED JACKSON & LBJSC	1.00	EA	2,000.00	2,000	
TERMINATE EXISTING CIRCUIT BREAKERS & 12 FROM MAIN BUS	1.00	EA	1,200.00	1,200	



**TxSt- Hilltop Housing Complex**  
**Client Project No. 18-09079 / Vaughn Project No. 2647-00**  
**ESTIMATE SUMMARY & DETAIL**



Description	Quantity	UM	Unit Cost	TotalCost	\$/SF
PULLBOXES AT TUNNEL, FROM MH 1 & 2	2.00	EA	3,000.00	6,000	
<b>*** Total Site Electrical Ductbank</b>				<b>878,695</b>	
<b>Site Electrical Conduit</b>					
15KV CIRCUIT FROM HILLTOP BUS TO MH #A	740.00	LF	113.00	83,620	
15KV CIRCUIT FROM STRAHAN BUS TO MH #B	755.00	LF	113.00	85,315	
<b>*** Total Site Electrical Conduit</b>				<b>168,935</b>	
<b>** Total 26.01 - ELECTRICAL</b>				<b>1,134,797</b>	
<b>31.01 - EARTHWORK</b>					
<b>Paving Cut/Fill</b>					
IMPORT MATERIALS - PAVING - ELM	300.00	TONS	20.00	6,000	
IMPORT MATERIALS - PAVING - RUSSELL CIRCLE	345.00	TONS	20.00	6,900	
IMPORT MATERIALS - PAVING MATTHEWS	840.00	TONS	20.00	16,800	
FILL FOR ASPHALT DRIVE - 8" AT EXISTING GRADE - ELM	300.00	TONS	1.81	543	
FILL FOR ASPHALT DRIVE - 8" AT EXISTING GRADE - MATTHEWS	840.00	TONS	1.81	1,521	
FILL FOR ASPHALT DRIVE - 8" AT EXISTING GRADE - RUSSELL CIRCLE	345.00	TONS	1.81	625	
<b>*** Total Paving Cut/Fill</b>				<b>32,389</b>	
<b>Landscape Cut/Fill</b>					
ROUGH GRADE FOR LANDSCAPE	8,000.00	SF	0.53	4,244	
<b>*** Total Landscape Cut/Fill</b>				<b>4,244</b>	
<b>** Total 31.01 - EARTHWORK</b>				<b>36,633</b>	
<b>31.04 - SWPPP</b>					
<b>Design &amp; Implementation</b>					
NARRATIVE PLAN & COMPLIANCE STARTUP	1.00	EA	1,200.00	1,200	
<b>*** Total Design &amp; Implementation</b>				<b>1,200</b>	
<b>Construction Entrances</b>					
CONSTRUCTION ENTRANCES	1.00	EA	8,600.00	8,600	
<b>*** Total Construction Entrances</b>				<b>8,600</b>	
<b>Concrete Washout</b>					
CONCRETE WASH OUT AREA	1.00	EA	8,600.00	8,600	
HAUL OFF CONCRETE WASH OUT SPOILS (CONCRETE TOTAL YARDS)		CY	1.08		
<b>*** Total Concrete Washout</b>				<b>8,600</b>	
<b>Silt Fencing</b>					
SILT FENCING - REINFORCED	1,100.00	LF	4.28	4,706	
<b>*** Total Silt Fencing</b>				<b>4,706</b>	
<b>Inlet Protection</b>					
INLET PROTECTION BARRIERS	10.00	EA	79.99	800	
<b>*** Total Inlet Protection</b>				<b>800</b>	
<b>Other SWPPP Requirements</b>					
SWPPP INSPECTIONS	8.00	MO	450.00	3,600	
REMOVE SWPPP	2.00	DAY	308.02	616	
REMOVE CONSTRUCTION ENTRANCES	1.00	EA	295.65	296	
<b>*** Total Other SWPPP Requirements</b>				<b>4,512</b>	
<b>Maintenance of SWPPP</b>					
STORM WATER POLLUTION MAINTENANCE	8.00	MO	338.02	2,704	
<b>*** Total Maintenance of SWPPP</b>				<b>2,704</b>	
<b>** Total 31.04 - SWPPP</b>				<b>31,122</b>	
<b>32.01 - ASPHALT</b>					
<b>Asphalt Paving</b>					
PRIME BASE	31,160.00	SF	0.09	2,804	
<b>*** Total 32.01 - ASPHALT</b>				<b>2,804</b>	

**TxSt- Hilltop Housing Complex**  
**Client Project No. 18-09079 / Vaughn Project No. 2647-00**  
**ESTIMATE SUMMARY & DETAIL**



Description	Quantity UM	Unit Cost	TotalCost	\$/SF
<b>Patch back at Utilities</b>				
PAVING - RUSSELL CIRCLE	7,180.00 SF	2.50	17,950	
PAVING - ELM	6,700.00 SF	2.50	16,750	
PAVING - MATTHEWS STREET	17,280.00 SF	2.50	43,200	
*** Total Patch back at Utilities			77,900	
** Total 32.01 - ASPHALT			80,704	
<b>32.04 - UNIT PAVERS</b>				
<b>Brick Unit Pavers</b>				
ARCH. TREATMENT OF HILL - ROCK/FLAGSTONE	2,500.00 SF	7.50	18,750	
*** Total Brick Unit Pavers			18,750	
** Total 32.04 - UNIT PAVERS			18,750	
<b>32.13 - LANDSCAPE &amp; IRRIGATION</b>				
<b>Landscape Restoration</b>				
REPAIR EXISTING IRRIGATION SYSTEMS	3,000.00 LS	1.20	3,600	
REPAIR EXISTING IRRIGATION SYSTEMS - MATTHEWS STREET	5,000.00 SF	1.20	6,000	
RESTORE EXISTING LANDSCAPE	3,000.00 SF	1.50	4,504	
RESTORE EXISTING LANDSCAPE - MATTHEWS STREET	5,000.00 SF	1.50	7,507	
*** Total Landscape Restoration			21,611	
** Total 32.13 - LANDSCAPE & IRRIGATION			21,611	
<b>33.01 - SITE UTILITIES</b>				
<b>Miscellaneous Lifting &amp; Hoisting</b>				
50 TON PICKER HOURLY RENTAL	280.00 HR	119.08	33,341	
*** Total Miscellaneous Lifting & Hoisting			33,341	
<b>Grade Beam Excavation</b>				
EXCAVATE HILLTOP FOR UTILITIES	690.00 CY	85.00	58,650	
*** Total Grade Beam Excavation			58,650	
<b>Haul Off Waste Materials</b>				
REMOVE WASTE	966.00 TCY	12.90	12,458	
*** Total Haul Off Waste Materials			12,458	
<b>Water Utility Demo</b>				
REMOVE PIPE - C900 WATER LINE	470.00 LF	11.00	5,170	
CAP/PLUG EXISTING LINES	2.00 EA	1,500.00	3,000	
*** Total Water Utility Demo			8,170	
<b>Sanitary Demo</b>				
REMOVE PIPE - PVC SANITARY	170.00 LF	12.00	2,040	
CAP/PLUG EXISTING LINES	2.00 EA	1,500.00	3,000	
HAZARDOUS MATERIAL ABATEMENT	1.00 LS	15,000.00	15,000	
*** Total Sanitary Demo			20,040	
<b>Water Piping</b>				
C900 WATER LINE - 12" - MATTHEWS STREET	690.00 LF	21.00	14,490	
INSTALL WATER LINE PIPE - MATTHEWS STREET	690.00 LF	35.00	24,150	
EXCAVATION AND BACKFILL - MATTHEWS STREET	690.00 LF	85.00	58,650	
*** Total Water Piping			97,290	
<b>Water Distribution Equipment</b>				
GATE VALVE & BOX - 12" - MATTHEWS STREET	2.00 EA	2,325.00	4,650	
TAPPING SLEEVE - 12" - MATTHEWS STREET	1.00 EA	6,500.00	6,500	
*** Total Water Distribution Equipment			11,150	
<b>Fire Line Distribution Equipment</b>				
FIRE HYDRANT	1.00 EA	5,500.00	5,500	
*** Total Fire Line Distribution Equipment			5,500	

**TxSt- Hilltop Housing Complex**  
**Client Project No. 18-09079 / Vaughn Project No. 2647-00**  
**ESTIMATE SUMMARY & DETAIL**



Description	Quantity	UM	Unit Cost	TotalCost	\$/SF
<b>Sanitary Piping</b>					
PVC SDR 26 - 8" - MATTHEWS STREET	580.00	LF	14.00	8,120	
INSTALL SANITARY PIPE - MATTHEWS STREET	580.00	LF	35.00	20,300	
EXCAVATION AND BACKFILL - MATTHEWS STREET	580.00	LF	85.00	49,300	
<b>*** Total Sanitary Piping</b>				<b>77,720</b>	
<b>Sanitary Structures</b>					
MANHOLE - 4' PRECAST 12' DEEP	1.00	EA	6,100.00	6,100	
MANHOLE - 4' PRECAST 14' DEEP	1.00	EA	6,800.00	6,800	
MANHOLE - 4' PRECAST 4' DEEP	4.00	EA	1,000.00	4,000	
MANHOLE - 4' PRECAST 8' DEEP	2.00	EA	3,800.00	7,600	
<b>*** Total Sanitary Structures</b>				<b>24,500</b>	
<b>Storm Drainage Piping</b>					
PVC SDR 26 - 10"	120.00	LF	18.00	2,160	
INSTALL STORM PIPE < 24"	120.00	LF	30.05	3,605	
ASSUMES EXCAVATION WILL BE AT EXISTING TRENCH	1.00	SCOPE			
<b>*** Total Storm Drainage Piping</b>				<b>5,765</b>	
<b>Storm Drainage Structures</b>					
PRE CAST CONCRETE HEADWALL	1.00	EA	1,320.18	1,320	
<b>*** Total Storm Drainage Structures</b>				<b>1,320</b>	
<b>Paving Demo for Utilities</b>					
REMOVE CONCRETE PAVING - MATTHEWS STREET	2,150.00	SF	1.15	2,474	
REMOVE ASPHALT PAVING - RUSSELL CIRCLE	7,180.00	SF	0.50	3,590	
REMOVE ASPHALT PAVING - ELM	5,960.00	SF	0.50	2,980	
REMOVE ASPHALT PAVING - MATTHEWS STREET	17,280.00	SF	0.50	8,640	
SAWCUT PAVING - RUSSELL CIRCLE	50.00	LF	6.00	300	
SAWCUT PAVING - ELM	100.00	LF	6.00	600	
SAWCUT PAVING - MATTHEWS STREET	100.00	LF	6.00	600	
REMOVE CONCRETE CURBS - RUSSELL CIRCLE	175.00	LF	3.75	656	
REMOVE CONCRETE CURBS - ELM	250.00	LF	3.75	938	
REMOVE CONCRETE CURBS - MATTHEWS STREET	60.00	LF	3.75	225	
DUMPSTERS FOR DEMOLITION - 30 CY - RUSSELL CIRCLE	2.00	EA	550.00	1,100	
DUMPSTERS FOR DEMOLITION - 30 CY - ELM	4.00	EA	550.00	2,200	
DUMPSTERS FOR DEMOLITION - 30 CY - MATTHEWS STREET	11.00	EA	550.00	6,050	
<b>*** Total Paving Demo for Utilities</b>				<b>30,353</b>	
<b>Patch back at Utilities</b>					
SIDEWALKS - MATTHEWS STREET	2,150.00	SF	5.00	10,750	
CURBS	250.00	LF	16.00	4,000	
CURBS - ELM	670.00	LF	16.00	10,720	
CURBS - MATTHEWS STREET	1,240.00	LF	16.00	19,840	
<b>*** Total Patch back at Utilities</b>				<b>45,310</b>	
<b>Miscellaneous Utilities</b>					
HAUL SANITARY SPOILS	490.00	TCY	12.00	5,880	
HAUL WATER SPOILS	920.00	TCY	12.00	11,040	
<b>*** Total Miscellaneous Utilities</b>				<b>16,920</b>	
<b>Miscellaneous Utilities Scope Items</b>					
HYDRO EXCAVATION ALLOTMENT	21.00	DAYS	3,500.00	73,500	
<b>*** Total Miscellaneous Utilities Scope It</b>				<b>73,500</b>	
<b>** Total 33.01 - SITE UTILITIES</b>				<b>521,988</b>	
<b>* Total BASE</b>				<b>2,653,819</b>	



Description	Quantity UM	Unit Cost	TotalCost	\$/SF
<b>ADD INDULATION AT HDPE PIPING - BASE SCOPE</b>				
<b>23.01 - HVAC</b>				
<b>Site HVAC Piping</b>				
HDPE HVAC PIPING - 18" - CHWS/R - INSULATION	555.00 LF	62.00	34,410	
*** Total Site HVAC Piping			34,410	
** Total 23.01 - HVAC			34,410	
* Total ADD INDULATION AT HDPE PIPING - BA			34,410	

**TxSt- Hilltop Housing Complex**  
**Client Project No. 18-09079 / Vaughn Project No. 2647-00**  
**ESTIMATE SUMMARY & DETAIL**



<i>Description</i>	<i>Quantity UM</i>	<i>Unit Cost</i>	<i>TotalCost</i>	<i>\$/SF</i>
<b>CHW ROUTING - MATTHEWS STREET - UNINSULATED</b>				
<b>23.01 - HVAC</b>				
<b>Site HVAC Piping</b>				
HDPE HVAC PIPING - 18" - CHWS/R	1,015.00 LF	285.00	289,275	
VALVE - 18" - 125 LB, FLANGED	2.00 EA	14,650.00	29,300	
ADDITIONAL OFFSETS AND PROVISIONS FOR TIE-IN AT COGEN TUNEL	1.00 LS	55,000.00	55,000	
DEEP EXCAVATION AT COGEN TUNNEL FOR TIE IN	650.00 CY	70.00	45,500	
HAUL OFF HVAC SPOILS	661.00 CY	18.00	11,898	
ROCK EXCAVATION	330.00 CY	90.00	29,700	
<b>*** Total Site HVAC Piping</b>			<b>460,673</b>	
<b>Site HVAC Structures</b>				
PRECAST UTILITY BOX - 5' X 10' X 6'	1.00 EA	7,900.00	7,900	
<b>*** Total Site HVAC Structures</b>			<b>7,900</b>	
<b>** Total 23.01 - HVAC</b>			<b>468,573</b>	
<b>* Total CHW ROUTING - MATTHEWS STREET - UN</b>			<b>468,573</b>	

**TxSt- Hilltop Housing Complex**  
**Client Project No. 18-09079 / Vaughn Project No. 2647-00**  
**ESTIMATE SUMMARY & DETAIL**



<i>Description</i>	<i>Quantity UM</i>	<i>Unit Cost</i>	<i>TotalCost</i>	<i>\$/SF</i>
<b>CHW ROUTING - MATTHEWS STREET - INSULATED</b>				
<b>23.01 - HVAC</b>				
<b>Site HVAC Piping</b>				
HDPE HVAC PIPING - 18" - CHWS/R	1,015.00 LF	285.00	289,275	
HDPE HVAC PIPING - 18" - CHWS/R - INSULATION	1,015.00 LF	62.00	62,930	
VALVE - 18" - 125 LB, FLANGED	2.00 EA	14,650.00	29,300	
ADDITIONAL OFFSETS AND PROVISIONS FOR TIE-IN AT COGEN TUNEL	1.00 LS	55,000.00	55,000	
DEEP EXCAVATION AT COGEN TUNNEL FOR TIE IN	650.00 CY	70.00	45,500	
HAUL OFF HVAC SPOILS	661.00 CY	18.00	11,898	
ROCK EXCAVATION	330.00 CY	90.00	29,700	
<b>*** Total Site HVAC Piping</b>			<b>523,603</b>	
<b>Site HVAC Structures</b>				
PRECAST UTILITY BOX - 5' X 10' X 6'	1.00 EA	7,900.00	7,900	
<b>*** Total Site HVAC Structures</b>			<b>7,900</b>	
<b>** Total 23.01 - HVAC</b>			<b>531,503</b>	
<b>* Total CHW ROUTING - MATTHEWS STREET - IN</b>			<b>531,503</b>	

**TxSt- Hilltop Housing Complex**  
**Client Project No. 18-09079 / Vaughn Project No. 2647-00**  
**ESTIMATE SUMMARY & DETAIL**



Description	Quantity	UM	Unit Cost	TotalCost	\$/SF
<b>CHW ROUTING - PICKARD - UNINSULATED</b>					
<b>01.01 - GENERAL WORKS</b>					
<b>Project Signage</b>					
VAUGHN SIGNAGE - EXTERNAL DIRECTIONAL AND SAFETY	6.00	EA	586.44	3,519	
<b>*** Total Project Signage</b>				<b>3,519</b>	
<b>Chain Link Fencing</b>					
CHAIN LINK FENCE - 6' WITH WIND SCREEN - UTILITY WORK	850.00	LF	5.20	4,420	
RELOCATE CHAIN LINK FENCING FOR PHASING - UTILITY WORK	850.00	LF	1.30	1,105	
MAINTAIN CHAIN LINK FENCE	3.00	MO	175.12	525	
GATE - 20' WIDE - UTILITY WORK	2.00	EA	2,504.62	5,009	
<b>*** Total Chain Link Fencing</b>				<b>11,060</b>	
<b>** Total 01.01 - GENERAL WORKS</b>				<b>14,578</b>	
<b>23.01 - HVAC</b>					
<b>Site HVAC Piping</b>					
HDPE HVAC PIPING - 18" - CHWS/R	822.00	LF	285.00	234,270	
VALVE - 18" - 125 LB, FLANGED	2.00	EA	14,650.00	29,300	
DEEP EXCAVATION AT COGEN TUNNEL FOR TIE IN	800.00	CY	40.00	32,000	
HAUL OFF HVAC SPOILS	535.00	CY	18.00	9,630	
OFFSETS AND PROVISIONS FOR EXISTING UTILITY CONFLICTS IN PICKARD	1.00	LS	125,000.00	125,000	
ROCK EXCAVATION	375.00	CY	90.00	33,750	
<b>*** Total Site HVAC Piping</b>				<b>463,950</b>	
<b>Paving Demo for Utilities</b>					
REMOVE ASPHALT PAVING - PICKARD	6,400.00	SF	0.50	3,200	
SAWCUT PAVING - PICKARD	900.00	LF	6.00	5,400	
DUMPSTERS FOR DEMOLITION - 30 CY - PICKARD	3.00	EA	550.00	1,650	
<b>*** Total Paving Demo for Utilities</b>				<b>10,250</b>	
<b>Patch back at Utilities</b>					
PAVING - PICKARD	6,400.00	SF	4.50	28,800	
<b>*** Total Patch back at Utilities</b>				<b>28,800</b>	
<b>** Total 23.01 - HVAC</b>				<b>503,000</b>	
<b>31.01 - EARTHWORK</b>					
<b>Paving Cut/Fill</b>					
IMPORT MATERIALS - PAVING MATTHEWS	310.00	TONS	20.00	6,200	
FILL FOR ASPHALT DRIVE - 8" AT EXISTING GRADE - MATTHEWS	310.00	TONS	1.81	561	
<b>*** Total Paving Cut/Fill</b>				<b>6,761</b>	
<b>Paving Demo for Utilities</b>					
REMOVE ASPHALT PAVING - PICKARD	6,400.00	SF	0.50	3,200	
SAWCUT PAVING - PICKARD	900.00	LF	6.00	5,400	
DUMPSTERS FOR DEMOLITION - 30 CY - PICKARD	3.00	EA	550.00	1,650	
<b>*** Total Paving Demo for Utilities</b>				<b>10,250</b>	
<b>** Total 31.01 - EARTHWORK</b>				<b>17,011</b>	
<b>31.04 - SWPPP</b>					
<b>Design &amp; Implementation</b>					
NARRATIVE PLAN & COMPLIANCE STARTUP		EA	1,200.00		
<b>*** Total Design &amp; Implementation</b>					
<b>Construction Entrances</b>					
CONSTRUCTION ENTRANCES		EA	8,600.00		
<b>*** Total Construction Entrances</b>					
TSUS Board of Regents Quarterly Meeting			561		
Concrete Washout					

**TxSt- Hilltop Housing Complex**  
**Client Project No. 18-09079 / Vaughn Project No. 2647-00**  
**ESTIMATE SUMMARY & DETAIL**



<i>Description</i>	<i>Quantity UM</i>	<i>Unit Cost</i>	<i>TotalCost</i>	<i>\$/SF</i>
CONCRETE WASH OUT AREA	EA	8,600.00		
HAUL OFF CONCRETE WASH OUT SPOILS (CONCRETE TOTAL YARDS)	CY	1.08		
<b>*** Total Concrete Washout</b>				
<b>Silt Fencing</b>				
SILT FENCING - REINFORCED	500.00 LF	4.28	2,139	
<b>*** Total Silt Fencing</b>			<b>2,139</b>	
<b>Inlet Protection</b>				
INLET PROTECTION BARRIERS	4.00 EA	79.99	320	
<b>*** Total Inlet Protection</b>			<b>320</b>	
<b>Other SWPPP Requirements</b>				
SWPPP INSPECTIONS	2.00 MO	450.00	900	
REMOVE SWPPP	1.00 DAY	308.02	308	
REMOVE CONSTRUCTION ENTRANCES	EA	295.65		
<b>*** Total Other SWPPP Requirements</b>			<b>1,208</b>	
<b>Maintenance of SWPPP</b>				
STORM WATER POLLUTION MAINTENANCE	2.00 MO	338.02	676	
<b>*** Total Maintenance of SWPPP</b>			<b>676</b>	
<b>** Total 31.04 - SWPPP</b>			<b>4,343</b>	
<b>32.01 - ASPHALT</b>				
<b>Asphalt Paving</b>				
PRIME BASE	6,400.00 SF	0.09	576	
<b>*** Total Asphalt Paving</b>			<b>576</b>	
<b>Patch back at Utilities</b>				
PAVING - PICKARD	6,400.00 SF	2.50	16,000	
<b>*** Total Patch back at Utilities</b>			<b>16,000</b>	
<b>** Total 32.01 - ASPHALT</b>			<b>16,576</b>	
<b>* Total CHW ROUTING - PICKARD - UNINSULATE</b>			<b>555,509</b>	



**TxSt- Hilltop Housing Complex**  
**Client Project No. 18-09079 / Vaughn Project No. 2647-00**  
**ESTIMATE SUMMARY & DETAIL**



Description	Quantity	UM	Unit Cost	TotalCost	\$/SF
<b>CHW ROUTING - PICKARD TO RUSSELL - UNINSULATED</b>					
<b>01.01 - GENERAL WORKS</b>					
<b>Project Signage</b>					
VAUGHN SIGNAGE - EXTERNAL DIRECTIONAL AND SAFETY	3.00	EA	586.44	1,759	
<b>*** Total Project Signage</b>				<b>1,759</b>	
<b>Chain Link Fencing</b>					
CHAIN LINK FENCE - 6' WITH WIND SCREEN - UTILITY WORK	850.00	LF	5.20	4,420	
RELOCATE CHAIN LINK FENCING FOR PHASING - UTILITY WORK	850.00	LF	1.30	1,105	
MAINTAIN CHAIN LINK FENCE	3.00	MO	175.12	525	
GATE - 20' WIDE - UTILITY WORK	2.00	EA	2,504.62	5,009	
<b>*** Total Chain Link Fencing</b>				<b>11,060</b>	
<b>** Total 01.01 - GENERAL WORKS</b>				<b>12,819</b>	
<b>23.01 - HVAC</b>					
<b>Site HVAC Piping</b>					
HDPE HVAC PIPING - 18" - CHWS/R	683.00	LF	285.00	194,655	
VALVE - 18" - 125 LB, FLANGED	2.00	EA	14,650.00	29,300	
DEEP EXCAVATION AT COGEN TUNNEL FOR TIE IN	700.00	CY	40.00	28,000	
HAUL OFF HVAC SPOILS	445.00	CY	18.00	8,010	
OFFSETS AND PROVISIONS FOR EXISTING UTILITY CONFLICTS IN PICKARD	1.00	LS	125,000.00	125,000	
ROCK EXCAVATION	310.00	CY	90.00	27,900	
<b>*** Total Site HVAC Piping</b>				<b>412,865</b>	
<b>Paving Demo for Utilities</b>					
REMOVE ASPHALT PAVING - PICKARD	6,400.00	SF	0.50	3,200	
SAWCUT PAVING - PICKARD	1,600.00	LF	6.00	9,600	
DUMPSTERS FOR DEMOLITION - 30 CY - PICKARD	3.00	EA	550.00	1,650	
<b>*** Total Paving Demo for Utilities</b>				<b>14,450</b>	
<b>Patch back at Utilities</b>					
PAVING - PICKARD	6,400.00	SF	4.50	28,800	
<b>*** Total Patch back at Utilities</b>				<b>28,800</b>	
<b>** Total 23.01 - HVAC</b>				<b>456,115</b>	
<b>31.01 - EARTHWORK</b>					
<b>Paving Cut/Fill</b>					
IMPORT MATERIALS - PAVING MATTHEWS	310.00	TONS	20.00	6,200	
FILL FOR ASPHALT DRIVE - 8" AT EXISTING GRADE - MATTHEWS	310.00	TONS	1.81	561	
<b>*** Total Paving Cut/Fill</b>				<b>6,761</b>	
<b>Paving Demo for Utilities</b>					
REMOVE ASPHALT PAVING - PICKARD	6,400.00	SF	0.50	3,200	
SAWCUT PAVING - PICKARD	900.00	LF	6.00	5,400	
DUMPSTERS FOR DEMOLITION - 30 CY - PICKARD	3.00	EA	550.00	1,650	
<b>*** Total Paving Demo for Utilities</b>				<b>10,250</b>	
<b>** Total 31.01 - EARTHWORK</b>				<b>17,011</b>	
<b>31.04 - SWPPP</b>					
<b>Design &amp; Implementation</b>					
NARRATIVE PLAN & COMPLIANCE STARTUP		EA	1,200.00		
<b>*** Total Design &amp; Implementation</b>					
<b>Construction Entrances</b>					
CONSTRUCTION ENTRANCES		EA	8,600.00		
<b>*** Total Construction Entrances</b>					
<b>TSUS Board of Regents Quarterly Meeting</b>				<b>563</b>	
<b>Concrete Washout</b>					

**TxSt- Hilltop Housing Complex**  
**Client Project No. 18-09079 / Vaughn Project No. 2647-00**  
**ESTIMATE SUMMARY & DETAIL**



<i>Description</i>	<i>Quantity UM</i>	<i>Unit Cost</i>	<i>TotalCost</i>	<i>\$/SF</i>
CONCRETE WASH OUT AREA	EA	8,600.00		
HAUL OFF CONCRETE WASH OUT SPOILS (CONCRETE TOTAL YARDS)	CY	1.08		
<b>*** Total Concrete Washout</b>				
<b>Silt Fencing</b>				
SILT FENCING - REINFORCED	500.00 LF	4.28	2,139	
<b>*** Total Silt Fencing</b>			<b>2,139</b>	
<b>Inlet Protection</b>				
INLET PROTECTION BARRIERS	4.00 EA	79.99	320	
<b>*** Total Inlet Protection</b>			<b>320</b>	
<b>Other SWPPP Requirements</b>				
SWPPP INSPECTIONS	2.00 MO	450.00	900	
REMOVE SWPPP	1.00 DAY	308.02	308	
REMOVE CONSTRUCTION ENTRANCES	EA	295.65		
<b>*** Total Other SWPPP Requirements</b>			<b>1,208</b>	
<b>Maintenance of SWPPP</b>				
STORM WATER POLLUTION MAINTENANCE	2.00 MO	338.02	676	
<b>*** Total Maintenance of SWPPP</b>			<b>676</b>	
<b>** Total 31.04 - SWPPP</b>			<b>4,343</b>	
<b>32.01 - ASPHALT</b>				
<b>Asphalt Paving</b>				
PRIME BASE	6,400.00 SF	0.09	576	
<b>*** Total Asphalt Paving</b>			<b>576</b>	
<b>Patch back at Utilities</b>				
PAVING - PICKARD	6,400.00 SF	2.50	16,000	
<b>*** Total Patch back at Utilities</b>			<b>16,000</b>	
<b>** Total 32.01 - ASPHALT</b>			<b>16,576</b>	
<b>* Total CHW ROUTING - PICKARD TO RUSSELL -</b>			<b>506,865</b>	

**TxSt- Hilltop Housing Complex**  
**Client Project No. 18-09079 / Vaughn Project No. 2647-00**  
**ESTIMATE SUMMARY & DETAIL**



Description	Quantity	UM	Unit Cost	TotalCost	\$/SF
<b>CHW ROUTING - PICKARD - INSULATED</b>					
<b>01.01 - GENERAL WORKS</b>					
<b>Project Signage</b>					
VAUGHN SIGNAGE - EXTERNAL DIRECTIONAL AND SAFETY	6.00	EA	586.44	3,519	
<b>*** Total Project Signage</b>				<b>3,519</b>	
<b>Chain Link Fencing</b>					
CHAIN LINK FENCE - 6' WITH WIND SCREEN - UTILITY WORK	850.00	LF	5.20	4,420	
RELOCATE CHAIN LINK FENCING FOR PHASING - UTILITY WORK	850.00	LF	1.30	1,105	
MAINTAIN CHAIN LINK FENCE	3.00	MO	175.12	525	
GATE - 20' WIDE - UTILITY WORK	2.00	EA	2,504.62	5,009	
<b>*** Total Chain Link Fencing</b>				<b>11,060</b>	
<b>** Total 01.01 - GENERAL WORKS</b>				<b>14,578</b>	
<b>23.01 - HVAC</b>					
<b>Site HVAC Piping</b>					
HDPE HVAC PIPING - 18" - CHWS/R	822.00	LF	285.00	234,270	
HDPE HVAC PIPING - 18" - CHWS/R - INSULATION	822.00	LF	62.00	50,964	
VALVE - 18" - 125 LB, FLANGED	2.00	EA	14,650.00	29,300	
DEEP EXCAVATION AT COGEN TUNNEL FOR TIE IN	800.00	CY	40.00	32,000	
HAUL OFF HVAC SPOILS	535.00	CY	18.00	9,630	
OFFSETS AND PROVISIONS FOR EXISTING UTILITY CONFLICTS IN PICKARD	1.00	LS	125,000.00	125,000	
ROCK EXCAVATION	375.00	CY	90.00	33,750	
<b>*** Total Site HVAC Piping</b>				<b>514,914</b>	
<b>Paving Demo for Utilities</b>					
REMOVE ASPHALT PAVING - PICKARD	6,400.00	SF	0.50	3,200	
SAWCUT PAVING - PICKARD	900.00	LF	6.00	5,400	
DUMPSTERS FOR DEMOLITION - 30 CY - PICKARD	3.00	EA	550.00	1,650	
<b>*** Total Paving Demo for Utilities</b>				<b>10,250</b>	
<b>Patch back at Utilities</b>					
PAVING - PICKARD	6,400.00	SF	4.50	28,800	
<b>*** Total Patch back at Utilities</b>				<b>28,800</b>	
<b>** Total 23.01 - HVAC</b>				<b>553,964</b>	
<b>31.01 - EARTHWORK</b>					
<b>Paving Cut/Fill</b>					
IMPORT MATERIALS - PAVING MATTHEWS	310.00	TONS	20.00	6,200	
FILL FOR ASPHALT DRIVE - 8" AT EXISTING GRADE - MATTHEWS	310.00	TONS	1.81	561	
<b>*** Total Paving Cut/Fill</b>				<b>6,761</b>	
<b>Paving Demo for Utilities</b>					
REMOVE ASPHALT PAVING - PICKARD	6,400.00	SF	0.50	3,200	
SAWCUT PAVING - PICKARD	900.00	LF	6.00	5,400	
DUMPSTERS FOR DEMOLITION - 30 CY - PICKARD	3.00	EA	550.00	1,650	
<b>*** Total Paving Demo for Utilities</b>				<b>10,250</b>	
<b>** Total 31.01 - EARTHWORK</b>				<b>17,011</b>	
<b>31.04 - SWPPP</b>					
<b>Design &amp; Implementation</b>					
NARRATIVE PLAN & COMPLIANCE STARTUP		EA	1,200.00		
<b>*** Total Design &amp; Implementation</b>					
<b>Construction Entrances</b>					
CONSTRUCTION ENTRANCES		EA	8,600.00		
TPUS Board of Regents Quarterly Meeting	565				
<b>*** Total Construction Entrances</b>					

**TxSt- Hilltop Housing Complex**  
**Client Project No. 18-09079 / Vaughn Project No. 2647-00**  
**ESTIMATE SUMMARY & DETAIL**



<i>Description</i>	<i>Quantity UM</i>	<i>Unit Cost</i>	<i>TotalCost</i>	<i>\$/SF</i>
<b>Concrete Washout</b>				
CONCRETE WASH OUT AREA	EA	8,600.00		
HAUL OFF CONCRETE WASH OUT SPOILS (CONCRETE TOTAL YARDS)	CY	1.08		
<b>*** Total Concrete Washout</b>				
<b>Silt Fencing</b>				
SILT FENCING - REINFORCED	500.00 LF	4.28	2,139	
<b>*** Total Silt Fencing</b>				
<b>Inlet Protection</b>				
INLET PROTECTION BARRIERS	4.00 EA	79.99	320	
<b>*** Total Inlet Protection</b>				
<b>Other SWPPP Requirements</b>				
SWPPP INSPECTIONS	2.00 MO	450.00	900	
REMOVE SWPPP	1.00 DAY	308.02	308	
REMOVE CONSTRUCTION ENTRANCES	EA	295.65		
<b>*** Total Other SWPPP Requirements</b>				
<b>Maintenance of SWPPP</b>				
STORM WATER POLLUTION MAINTENANCE	2.00 MO	338.02	676	
<b>*** Total Maintenance of SWPPP</b>				
<b>** Total 31.04 - SWPPP</b>				
<b>32.01 - ASPHALT</b>				
<b>Asphalt Paving</b>				
PRIME BASE	6,400.00 SF	0.09	576	
<b>*** Total Asphalt Paving</b>				
<b>Patch back at Utilities</b>				
PAVING - PICKARD	6,400.00 SF	2.50	16,000	
<b>*** Total Patch back at Utilities</b>				
<b>** Total 32.01 - ASPHALT</b>				
<b>* Total CHW ROUTING - PICKARD - INSULATED</b>				

**TxSt- Hilltop Housing Complex**  
**Client Project No. 18-09079 / Vaughn Project No. 2647-00**  
**ESTIMATE SUMMARY & DETAIL**



Description	Quantity	UM	Unit Cost	TotalCost	\$/SF
<b>CHW ROUTING - PICARD TO RUSSELL - INSULATED</b>					
<b>01.01 - GENERAL WORKS</b>					
<b>Project Signage</b>					
VAUGHN SIGNAGE - EXTERNAL DIRECTIONAL AND SAFETY	3.00	EA	586.44	1,759	
<b>*** Total Project Signage</b>				<b>1,759</b>	
<b>Chain Link Fencing</b>					
CHAIN LINK FENCE - 6' WITH WIND SCREEN - UTILITY WORK	850.00	LF	5.20	4,420	
RELOCATE CHAIN LINK FENCING FOR PHASING - UTILITY WORK	850.00	LF	1.30	1,105	
MAINTAIN CHAIN LINK FENCE	3.00	MO	175.12	525	
GATE - 20' WIDE - UTILITY WORK	2.00	EA	2,504.62	5,009	
<b>*** Total Chain Link Fencing</b>				<b>11,060</b>	
<b>** Total 01.01 - GENERAL WORKS</b>				<b>12,819</b>	
<b>23.01 - HVAC</b>					
<b>Site HVAC Piping</b>					
HDPE HVAC PIPING - 18" - CHWS/R	683.00	LF	285.00	194,655	
HDPE HVAC PIPING - 18" - CHWS/R - INSULATION	683.00	LF	62.00	42,346	
VALVE - 18" - 125 LB, FLANGED	2.00	EA	14,650.00	29,300	
DEEP EXCAVATION AT COGEN TUNNEL FOR TIE IN	700.00	CY	40.00	28,000	
HAUL OFF HVAC SPOILS	445.00	CY	18.00	8,010	
OFFSETS AND PROVISIONS FOR EXISTING UTILITY CONFLICTS IN PICKARD	1.00	LS	125,000.00	125,000	
ROCK EXCAVATION	310.00	CY	90.00	27,900	
<b>*** Total Site HVAC Piping</b>				<b>455,211</b>	
<b>Paving Demo for Utilities</b>					
REMOVE ASPHALT PAVING - PICKARD	6,400.00	SF	0.50	3,200	
SAWCUT PAVING - PICKARD	1,600.00	LF	6.00	9,600	
DUMPSTERS FOR DEMOLITION - 30 CY - PICKARD	3.00	EA	550.00	1,650	
<b>*** Total Paving Demo for Utilities</b>				<b>14,450</b>	
<b>Patch back at Utilities</b>					
PAVING - PICKARD	6,400.00	SF	4.50	28,800	
<b>*** Total Patch back at Utilities</b>				<b>28,800</b>	
<b>** Total 23.01 - HVAC</b>				<b>498,461</b>	
<b>31.01 - EARTHWORK</b>					
<b>Paving Cut/Fill</b>					
IMPORT MATERIALS - PAVING MATTHEWS	310.00	TONS	20.00	6,200	
FILL FOR ASPHALT DRIVE - 8" AT EXISTING GRADE - MATTHEWS	310.00	TONS	1.81	561	
<b>*** Total Paving Cut/Fill</b>				<b>6,761</b>	
<b>Paving Demo for Utilities</b>					
REMOVE ASPHALT PAVING - PICKARD	6,400.00	SF	0.50	3,200	
SAWCUT PAVING - PICKARD	900.00	LF	6.00	5,400	
DUMPSTERS FOR DEMOLITION - 30 CY - PICKARD	3.00	EA	550.00	1,650	
<b>*** Total Paving Demo for Utilities</b>				<b>10,250</b>	
<b>** Total 31.01 - EARTHWORK</b>				<b>17,011</b>	
<b>31.04 - SWPPP</b>					
<b>Design &amp; Implementation</b>					
NARRATIVE PLAN & COMPLIANCE STARTUP		EA	1,200.00		
<b>*** Total Design &amp; Implementation</b>					
<b>Construction Entrances</b>					
CONSTRUCTION ENTRANCES		EA	8,600.00		
TPUS Board of Regents Quarterly Meeting	567				
<b>*** Total Construction Entrances</b>					

**TxSt- Hilltop Housing Complex**  
**Client Project No. 18-09079 / Vaughn Project No. 2647-00**  
**ESTIMATE SUMMARY & DETAIL**



<i>Description</i>	<i>Quantity UM</i>	<i>Unit Cost</i>	<i>TotalCost</i>	<i>\$/SF</i>
<b>Concrete Washout</b>				
CONCRETE WASH OUT AREA	EA	8,600.00		
HAUL OFF CONCRETE WASH OUT SPOILS (CONCRETE TOTAL YARDS)	CY	1.08		
<b>*** Total Concrete Washout</b>				
<b>Silt Fencing</b>				
SILT FENCING - REINFORCED	500.00 LF	4.28	2,139	
<b>*** Total Silt Fencing</b>				
<b>Inlet Protection</b>				
INLET PROTECTION BARRIERS	4.00 EA	79.99	320	
<b>*** Total Inlet Protection</b>				
<b>Other SWPPP Requirements</b>				
SWPPP INSPECTIONS	2.00 MO	450.00	900	
REMOVE SWPPP	1.00 DAY	308.02	308	
REMOVE CONSTRUCTION ENTRANCES	EA	295.65		
<b>*** Total Other SWPPP Requirements</b>				
<b>Maintenance of SWPPP</b>				
STORM WATER POLLUTION MAINTENANCE	2.00 MO	338.02	676	
<b>*** Total Maintenance of SWPPP</b>				
<b>** Total 31.04 - SWPPP</b>				
<b>32.01 - ASPHALT</b>				
<b>Asphalt Paving</b>				
PRIME BASE	6,400.00 SF	0.09	576	
<b>*** Total Asphalt Paving</b>				
<b>Patch back at Utilities</b>				
PAVING - PICKARD	6,400.00 SF	2.50	16,000	
<b>*** Total Patch back at Utilities</b>				
<b>** Total 32.01 - ASPHALT</b>				
<b>* Total CHW ROUTING - PICARD TO RUSSELL -</b>				

**TxSt- Hilltop Housing Complex**  
**Client Project No. 18-09079 / Vaughn Project No. 2647-00**  
**ESTIMATE SUMMARY & DETAIL**



<i>Description</i>	<i>Quantity UM</i>	<i>Unit Cost</i>	<i>TotalCost</i>	<i>\$/SF</i>
<b>TELECOMM UTILITY CONDUITS</b>				
<b>26.01 - ELECTRICAL</b>				
<b>Site Electrical Ductbank</b>				
SITE DUCT BANK FOR TELECOM 2/E6.11 - 17"x17" (4) 4" PVC CONDUITS	1,040.00 LF	220.00	228,800	
EXCAVATION, BACKFILL & COMPACTION FOR DUCTBANK	1,040.00 LF	20.00	20,800	
HAUL OFF DUCT BANK SPOILS	120.00 TCY	10.00	1,200	
SITE DUCT BANK CONCRETE	86.00 CY	80.00	6,880	
SITE TELECOM MANHOLE	3.00 EA	6,800.00	20,400	
*** Total Site Electrical Ductbank			<b>278,080</b>	
** Total 26.01 - ELECTRICAL			<b>278,080</b>	
<b>27.01 - TELECOM/DATA</b>				
<b>Site Data</b>				
CABLING BY OTHERS	LF	75.00		
*** Total Site Data				
** Total 27.01 - TELECOM/DATA				
<b>31.01 - EARTHWORK</b>				
<b>Paving Cut/Fill</b>				
IMPORT MATERIALS - PAVING MATTHEWS	230.00 TONS	20.00	4,600	
FILL FOR ASPHALT DRIVE - 8" AT EXISTING GRADE - MATTHEWS	230.00 TONS	1.81	417	
*** Total Paving Cut/Fill			<b>5,017</b>	
<b>Paving Demo for Utilities</b>				
REMOVE ASPHALT PAVING - PICKARD	4,800.00 SF	0.50	2,400	
SAWCUT PAVING - PICKARD	400.00 LF	6.00	2,400	
DUMPSTERS FOR DEMOLITION - 30 CY - PICKARD	3.00 EA	550.00	1,650	
*** Total Paving Demo for Utilities			<b>6,450</b>	
** Total 31.01 - EARTHWORK			<b>11,467</b>	
<b>32.01 - ASPHALT</b>				
<b>Asphalt Paving</b>				
PRIME BASE	4,800.00 SF	0.09	432	
*** Total Asphalt Paving			<b>432</b>	
<b>Patch back at Utilities</b>				
PAVING - PICKARD	4,800.00 SF	2.50	12,000	
*** Total Patch back at Utilities			<b>12,000</b>	
** Total 32.01 - ASPHALT			<b>12,432</b>	
* Total TELECOMM UTILITY CONDUITS			<b>301,979</b>	

**HILLTOP HOUSING COMPLEX +  
HILLTOP UTILITIES EXTENSION  
TOTAL PROJECT COST**

**TAB 6**



**Total Project Budget:**

Total Estimated Housing Construction Cost:	\$70,454,500.00
Utilities Extention Project Construction Cost:	\$3,718,800.00
Add Alternates as listed below:	\$1,134,833.00
Housing Construction Cost Limitation (CCL):	\$70,255,000.00
Utilites Extention Construction Cost Limitation (CCL):	\$3,680,000.00
CMR Pre-Construction Services:	\$238,300.00
Owner's Construction Contingency	\$4,531,000.00
Architect/Engineer Fees:	\$5,610,000.00
Furnishings and Equipment:	\$1,855,000.00
Owner Contracted Services/Other Work	\$2,528,140.00
Owner Provided Services / Miscellaneous	\$1,770,000.00
Project Contingency:	\$2,875,700.00
Project Management Administrative Fees:	\$2,767,000.00
Landscape Enhancement: (Include above)	0.00
Public Art:	\$649,860.00
Estimated Total Project Cost:	\$96,760,000.00

This budget represents the University's best estimate of project costs at this stage of design, based upon third-party estimates reconciled between the architect's cost estimating consultant, Project Cost Resources, and the Construction Manager-at-Risk, Vaughn Construction.

Alternates may be added if sufficient cost savings can be achieved.

Alt 1 - Insulated High Density Polyethylene chilled water pipe in the base bid	\$41,416.00
Alt 3B - Provide CHW pipe (Insulated HDPE) up Pickard to Hilltop	\$729,954.00
Alt 5 - Telecommunications Duct-bank in Matthews, Elm and to Hilltop	\$363,463.00
Selective Total Cost for Add Alternates	\$1,134,833.00

**HILLTOP HOUSING COMPLEX +  
HILLTOP UTILITIES EXTENSION**

**PROJECT COST  
COMPARISONS**

**TAB 7**

**HILLTOP HOUSING COMPLEX**  
**PROJECT COST**  
**COMPARISONS**

**TAB 7: PROJECT COST COMPARISONS**

**Cost Comparison**

	Texas Tech University Honors Hall	University of Texas at San Antonio Guadalupe Hall	University of North Texas Joe Greene Residence Hall and Tour Center	Penn State University Earle Hall	<b>TXST Hilltop Housing Complex</b>
Owner	Texas Tech	UT System	Univ. of N. Texas	Penn State	<b>TSUS</b>
Location	Lubbock, TX	San Antonio, TX	Denton, TX	State College, PA	<b>San Marcos, TX</b>
Date of Completion	2017	2021	2019	2017	<b>2023</b>
Delivery	Design-Build	CMAR	CMAR	CMAR	<b>CMAR</b>
Contractor	Whiting-Turner	Whiting-Turner	Vaughn	Clayco Corp	<b>Vaughn</b>
Square Feet	81,532	101,396	141,126	99,900	<b>207,240</b>
Construction Cost	\$ 25,712,986	\$ 33,638,689	\$ 47,675,000	\$ 28,400,000	\$
Escalated Cost	\$ 30,538,962*	\$ 36,034,604*	\$ 51,070,651*	\$ 33,867,528**	\$ <b>70,255,000</b>
Cost per SF	\$ 375	\$ 355	\$ 362	\$ 339	\$ <b>339</b>
No. Beds	313	372	500	336	836
Cost/Bed	\$ 97,569	\$ 96,867	\$ 102,141	\$ 100,796	\$ 84,037

\* All projects escalated to 2021 at 3.5% per year for completion in 2023.

\*\* Out of state project escalated at 4.5% per Turner Construction Cost Index.

Note: While cost per square foot is normally used to analyze cost comparisons, in Residence Hall Construction, cost per bed is the more relevant number because it has a direct impact on what students actually pay.

**HILLTOP UTILITIES EXTENSION**  
**PROJECT COST**  
**COMPARISONS**

### **Hilltop Utilities Extension**

Based on the project's unique characteristics and site attributes, cost comparisons are not available. Due diligence by the Construction Manager at Risk and the Design Professionals through reconciliation of separate cost estimates has yielded a validated cost estimate and expected construction cost for this project.

**HILLTOP HOUSING COMPLEX  
ENVIRONMENTAL  
IMPACT**

**TAB 8**

**Environmental Impact****Statement of Energy Conservation and Sustainability**

Although the Hilltop Housing Complex will not seek LEED certification, the project is designed with integrated sustainable design strategies. All project team members were engaged to determine the best, most appropriate strategies early in the design process. Team members collaborated to enhance the efficiency of every system and to provide cost conscious strategies.

**Rating System Overview**

LEED v4 offers a total of 110 points over 8 categories. The opportunities include Location and Transportation, Sustainable Sites, Water Efficiency, Energy and Atmosphere, Materials and Resources, Indoor Environmental Quality, Innovation and Regional Priority. A LEED v4 Checklist is included at the end of this TAB. A brief summary of some of the categories follows:

**Location and Transportation**

Hilltop Housing is located to take advantage of existing infrastructure, including public transportation, pedestrian paths, bike networks, services, and existing utilities, such as steam and wastewater. The site was previously developed and remains a vibrant walkable community in San Marcos.

**Sustainable Sites**

The project is placed in previously developed land and is designed to maintain maximum open spaces. Project minimizes destruction of the natural habitat and provides more pervious cover than the previous development.

**Water Efficiency**

Low water-use fixtures are employed throughout the building and landscape systems. Water meters are installed to measure the water use for the building and grounds.

**Energy and Atmosphere**

The building envelope includes high performance materials and design strategies (including insulations, air barriers, and drainage systems). The lighting systems meet all current requirements. The project is designed to comply with ASHRAE 90.1-2013 and Texas State University's design guidelines. The design incorporates a number of energy conservation measures into the project, including: high-efficiency LED lighting; both indoors and outdoors; lighting controls including occupancy sensors and daylight harvesting; high-efficiency water heaters; variable air volume dedicated outside air units for pretreating ventilation air; variable speed drives on all hydronic pumps; two-way chilled water and heating water control valves to minimize total water flow requirements in part-load conditions; and average district chilled water efficiencies exceed code requirements.



**Environmental Impact**

**Materials and Resources**

The design incorporates life-cycle analysis of each material. The recycling of the construction waste, to the greatest extent possible, has been identified as a project target.

**Indoor Environmental Quality**

Acoustic considerations are part of the program and background noise is controlled, minimizing noise intrusion from exterior sources to the greatest extent possible. Products specified (paints, coatings, sealants, flooring, composite wood products, and insulations) are in compliance with volatile organic compound (VOC) limits. Controllability of lighting and temperature is included.

**Innovation and Design**

The project substantially reduces existing parking. Indoor environmental quality and its relationship to the health and well-being of all building occupants, as well as transportation opportunities are at the forefront of the design process.

**Summary**

The design of Hilltop Housing project will include LEED criteria through out, to the extent affordable under the project budget.



# LEED v4 for BD+C: New Construction and Major Renovation Project Checklist

Project Name: Hilltop Housing Complex  
Date: 03/20/2019

Y	?	N	0	1	Credit	Integrative Process	1
---	---	---	---	---	--------	---------------------	---

6	9	17	Location and Transportation				32
Credit	16	LEED for Neighborhood Development Location					16
Credit	1	Sensitive Land Protection					1
Credit	1	High Priority Site					2
Credit	2	Surrounding Density and Diverse Uses					5
Credit	2	Access to Quality Transit					5
Credit	1	Bicycle Facilities					1
Credit	1	Reduced Parking Footprint					1
Credit	1	Green Vehicles					1

2	1	7	Sustainable Sites				10
Prereq		Construction Activity Pollution Prevention					Required
Credit	1	Site Assessment					1
Credit	2	Site Development - Protect or Restore Habitat					2
Credit	1	Open Space					1
Credit	3	Rainwater Management					3
Credit	2	Heat Island Reduction					2
Credit	1	Light Pollution Reduction					1

4	3	4	Water Efficiency				11
Prereq		Outdoor Water Use Reduction					Required
Prereq		Indoor Water Use Reduction					Required
Prereq		Building-Level Water Metering					Required
Credit	1	Outdoor Water Use Reduction					2
Credit	1	Indoor Water Use Reduction					6
Credit	1	Cooling Tower Water Use					2
Credit	1	Water Metering					1

2	1	30	Energy and Atmosphere				33
Prereq		Fundamental Commissioning and Verification					Required
Prereq		Minimum Energy Performance					Required
Prereq		Building-Level Energy Metering					Required
Prereq		Fundamental Refrigerant Management					Required
Credit	6	Enhanced Commissioning					6
Credit	1	Optimize Energy Performance					18
Credit	1	Advanced Energy Metering					1
Credit	2	Demand Response					2
Credit	3	Renewable Energy Production					3
Credit	1	Enhanced Refrigerant Management					1
Credit	2	Green Power and Carbon Offsets					2

2	3	8	Materials and Resources				13
Prereq		Storage and Collection of Recyclables					Required
Prereq		Construction and Demolition Waste Management Planning					Required
Credit	5	Building Life-Cycle Impact Reduction					5
Credit	1	Building Product Disclosure and Optimization - Environmental Product Declarations					2
Credit	1	Building Product Disclosure and Optimization - Sourcing of Raw Materials					2
Credit	1	Building Product Disclosure and Optimization - Material Ingredients					2
Credit	2	Construction and Demolition Waste Management					2

10	2	4	Indoor Environmental Quality				16
Prereq		Minimum Indoor Air Quality Performance					Required
Prereq		Environmental Tobacco Smoke Control					Required
Credit	1	Enhanced Indoor Air Quality Strategies					2
Credit	2	Low-Emitting Materials					3
Credit	1	Construction Indoor Air Quality Management Plan					1
Credit	2	Indoor Air Quality Assessment					2
Credit	1	Thermal Comfort					1
Credit	2	Interior Lighting					2
Credit	2	Daylight					3
Credit	1	Quality Views					1
Credit	1	Acoustic Performance					1

2	1	3	Innovation				6
Credit	1	1	3	Innovation (exemplary reduced parking)			5
Credit	1	1	1	LEED Accredited Professional			1

1	1	2	Regional Priority				4
Credit	1	1	2	Regional Priority: Specific Credit			1
Credit	1	1	1	Regional Priority: Specific Credit			1
Credit	1	1	1	Regional Priority: Specific Credit			1
Credit	1	1	1	Regional Priority: Specific Credit			1

<b>29</b>	<b>21</b>	<b>76</b>	<b>TOTALS</b>	<b>Possible Points: 126</b>
-----------	-----------	-----------	---------------	-----------------------------

Certified: 40 to 49 points, Silver: 50 to 59 points, Gold: 60 to 79 points, Platinum: 80 to 110

**HILLTOP HOUSING COMPLEX  
CERTIFICATION**

**TAB 9**

## CERTIFICATE OF COMPLIANCE

**To:** Peter Maass, RA, NCARB, CTCM  
Director of Capital Projects and Administration  
Texas State University System  
601 Colorado Street  
Austin, Texas 78701  
[peter.maass@tsus.edu](mailto:peter.maass@tsus.edu)

**Campus:** San Marcos

**Project:** Hilltop Housing Complex

**Document Development Phase (select one):**

- Schematic Design
- Design Development
- 50% Construction Documents
- 75% Construction Documents
- 90% Construction Documents
- 100% Construction Documents/Other

**Barnes Gromatzky Kosarek Architects**

*(Name of Architect of Record)*


Certifies to Texas State University System that the specified phase above for the design and construction documents meet the requirements of the Texas State University System Owner/Architect-Engineer Agreement and all deliverables for the specified phase named above and have been prepared in accordance with the compliance of all applicable codes, Texas Accessibility Standards, State Energy Conservation Office requirements, Campus Standards and Program parameters.

In Witness whereof, I have made and executed this certification this 28 Day of March 20 19.

By: \* Carl Gromatzky  
*\* Must be the person who ultimately seals the documents*

Title: Principal in Charge

Date: March 28, 2019



**NOTARY:**

Subscribed and Sworn before me on this 2 Day of April

Alicia Staley Gray  
Notary Signature

**ODSR:** [Signature]  
Owner's Designated Site Representative's Signature

APRIL 3, 2019  
Date

**Attachment:** Architectural Program Compliance Document

**TEXAS**  **STATE**  

---

**UNIVERSITY**®

*The rising STAR of Texas*

**DESIGN DEVELOPMENT  
PACKAGE**

FOR THE

**R.F. MITTE ENGINEERING BUILDING  
SPACE RECONFIGURATIONS**

AT

**TEXAS STATE UNIVERSITY**  
A MEMBER OF THE TEXAS STATE UNIVERSITY SYSTEM

**PRESENTED TO  
TEXAS STATE UNIVERSITY**

**MAY 23, 2019**

**BY:**  
**BRW ARCHITECTS, INC.**  
3535 TRAVIS STREET, SUITE 250  
DALLAS, TEXAS 75204



**DESIGN DEVELOPMENT PACKAGE**  
for the  
**R.F. MITTE ENGINEERING BUILDING SPACE RECONFIGURATIONS**  
at Texas State University  
May 23, 2019

**The Texas State University System Board of Regents**

William F. Scott, Chairman	Nederland
David Montagne, Vice Chairman	Beaumont
Charlie Amato	San Antonio
Duke Austin	Houston
Garry Crain	The Hills
Dr. Veronica Muzquiz Edwards	San Antonio
Don Flores	El Paso
Nicki Harle	Baird
Alan L. Tinsley	Madisonville
Leanna Mouton, Student Regent	San Marcos

**The Texas State University System Administration**

Brian McCall, Ph.D.	Chancellor
Daniel J. Harper	Vice Chancellor and Chief Financial Officer
Peter Maass, RA, NCARB, CTCM	Director of Capital Projects Administration

**The Texas State University Administration**

Denise M. Trauth, Ph.D.	President
Eric Algoe	Vice President, Finance and Support Services
Nancy Nusbaum	Associate Vice President, Finance and Support Service Planning
Thomas Shewan	Associate Vice President, Facilities

**R.F. Mitte Engineering Building**

Christine Hailey, Ph.D.	Dean, College of Science and Engineering
Chad Booth, Ph.D.	Assistant Dean, College of Science and Engineering
John Schemmel, Ph.D.	Ingram Chair, School of Engineering
Byoung Hee You, Ph.D.	Interim Chair, Engineering Technology

**Facilities Planning, Design, & Construction**

Michael Petty	Director, Facilities Planning, Design and Construction
Larry Miller	Associate Director, Capital Projects
Scott Rouse	Project Manager





## DESIGN TEAM

### Architect of Record

3535 Travis Street, Suite 250  
Dallas, Texas 75204  
214.528.8704

Craig S. Reynolds  
Andrew Evertson

### BRW Architects, Inc.

Principal-in-Charge  
Project Manager

### Engineers – Civil / Structural / Mechanical / Electrical / Plumbing / Fire

2401 South IH-35  
Austin, Texas 78741  
512.445.2090

Shawn Allen  
Debra Sharpe  
Yan Cheung  
J.R. Sanchez  
Colby Brock  
Brandon Reyes

### Jose I. Guerra, Inc.

Principal  
Project Manager  
Structural Engineer  
Mechanical Engineer  
Electrical Engineer  
Fire Protection / Plumbing Engineer

### Consultant - A/V / Security / Communications

7600 Burnet Road, Suite 350  
Austin, Texas 78757  
512.478.6001

John Rob Hicks  
Adam Dickerson

### DataCom Design Group, LLC

Technology Design Consultant  
Technology Design Consultant

### Cost Estimator

14031 Huffmeister Road, Second Floor  
Cypress, Texas 77429  
281.920.1100

Vinayak Lalwani

### Halford Busby, LLC

Estimator

### Construction Manager - at - Risk

5810 Trade Center Drive, Suite 200  
Austin, Texas 78744  
512.287.6309

Kristy Wainscott Attaway

### Hill and Wilkinson

Vice President



## TABLE OF CONTENTS

### **INTRODUCTORY INFORMATION**

BOARD OF REGENTS  
DESIGN TEAM  
TABLE OF CONTENTS  
PROJECT DESCRIPTION

INTERIM REVIEW DOCUMENTS NOT FOR REGULATORY APPROVAL, PERMITTING, OR CONSTRUCTION CRAIG S. REYNOLDS, TX REG. NO. 9059
--

### **TAB 1 ELEVATIONS AND RENDERINGS**

EXTERIOR ELEVATIONS  
MATERIAL STORAGE EXTERIOR ELEVATION – EAST  
MATERIAL STORAGE EXTERIOR ELEVATION – SOUTH  
RENDERING  
MATERIALS STORAGE PERSPECTIVE

### **TAB 2 FLOOR PLANS**

SITE PLANS  
ARCHITECTURAL SITE PLAN  
ENLARGED SITE PLAN  
FLOOR PLANS  
FIRST FLOOR PLAN  
SECOND FLOOR PLAN  
THIRD FLOOR PLAN  
FIFTH FLOOR PLAN

### **TAB 3 ENLARGED FLOOR PLANS**

ENLARGED PLANS  
FIRST FLOOR – MATERIAL STORAGE  
FIRST FLOOR – WET & DRY CONCRETE LAB  
FIRST FLOOR – SOILS LAB  
FIRST FLOOR – WELDING LAB  
FIRST FLOOR – STUDENT FABRICATION LAB  
FIRST FLOOR – CONSTRUCTION MATERIALS SCIENCE LAB & STORAGE  
FIRST FLOOR – FLUIDS LAB  
THIRD FLOOR – PHYSICS CLASSROOM – ALTERNATE NUMBER 2  
FIFTH FLOOR – CIVIL ENGINEERING CLASSROOM & OFFICES

FIFTH FLOOR – TRANSPORTATION LAB & CLASSROOM – ALTERNATE NUMBER 5A  
FIFTH FLOOR - SENIOR DESIGN LAB & CLASSROOM – ALTERNATE NUMBER 5B

**TAB 4 BUILDING SYSTEM NARRATIVES**

ARCHITECTURAL BASIS OF DESIGN NARRATIVE

CIVIL BASIS OF DESIGN NARRATIVE

STRUCTURAL BASIS OF DESIGN NARRATIVE

MECHANICAL / ELECTRICAL / PLUMBING / FIRE PROTECTION BASIS OF DESIGN NARRATIVE

TELECOMMUNICATION BASIS OF DESIGN NARRATIVE

AUDIO/VISUAL BASIS OF DESIGN NARRATIVE

**TAB 5 DETAILED COST ESTIMATE**

**TAB 6 TOTAL PROJECT COST**

**TAB 7 COST COMPARISON TO SIMILAR PROJECTS**

**TAB 8 ENVIRONMENTAL IMPACT**

**TAB 9 CERTIFICATE OF COMPLIANCE**

## Texas State University

### R.F. Mitte Engineering Building Space Reconfigurations

#### Project Description

This project is a reconfiguration of the R.F. Mitte Engineering Building on the San Marcos campus of Texas State University. Reconfiguration is occurring within the existing building footprint of this five-story structure. Additionally, the project includes a small addition that is providing conditioned space for shared material storage. The completed project is providing the opportunity for departments currently housed within the building to centralize and expand. It also optimizes available building space by developing shared lab spaces to functionally support all programs and provide space for the developing Civil Engineering program. The majority of the physical space renovations focus on the first floor, while floors three through five receive minor renovations and space reassignments.



The first floor provides shared lab spaces for Engineering Technology and Civil Engineering. An exterior conditioned and secured material storage room is being constructed as an addition, adjacent to the existing concrete labs. This is a shared space, utilized by all departments. The first floor also houses labs dedicated for Engineering Technology use only, as well as a large student fabrication lab, and existing clean research labs. The concrete labs, comprised of both a wet and dry lab, utilize a combination of new equipment and existing equipment. Several spaces on the first floor are also receiving new student workstations equipped with shelving, light, power, and compressed air.

The large third floor Physics classroom is being reconfigured with new floor and finishes.

Fifth floor spaces are dedicated to Civil Engineering and include lab spaces, classrooms, and administrative spaces.

Proposed improvements, upgrades, and modifications are outlined in this Design Development package.



**TAB 1**  
**ELEVATIONS AND RENDERINGS**

EXTERIOR ELEVATIONS

MATERIAL STORAGE EXTERIOR ELEVATION – EAST

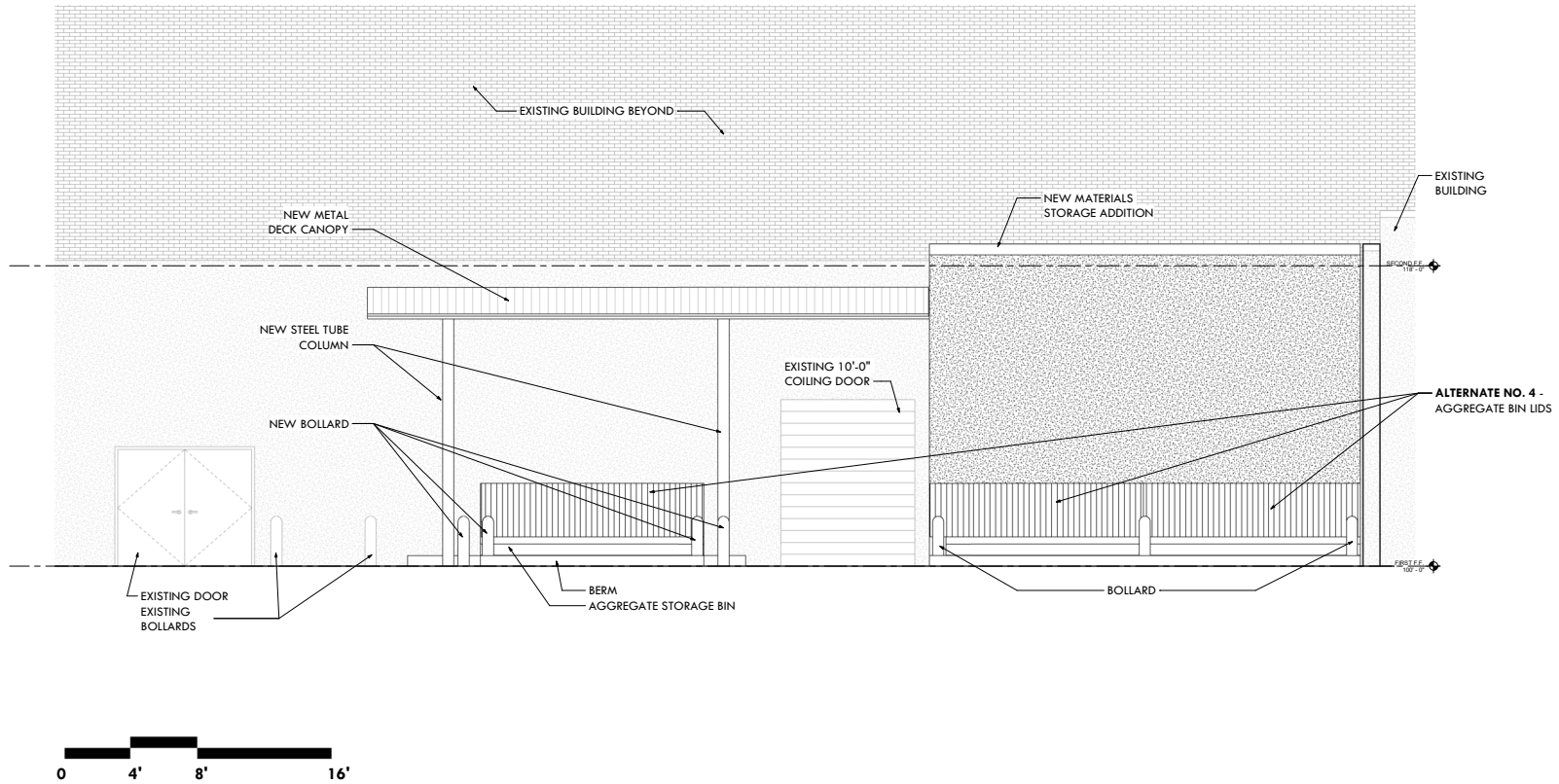
MATERIAL STORAGE EXTERIOR ELEVATION – SOUTH

RENDERING

PERSPECTIVE – VIEW OF SOUTH AND WEST FACADES



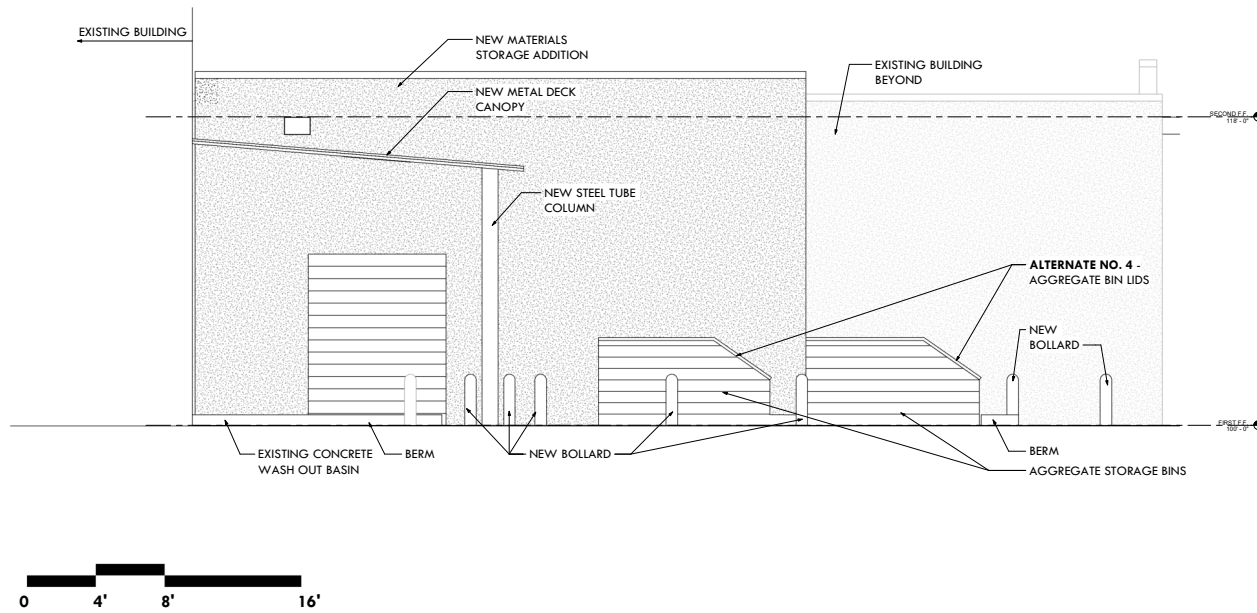




**MATERIAL STORAGE EXTERIOR ELEVATION - EAST**

TEXAS STATE UNIVERSITY | R.F. MITTE ENGINEERING BUILDING SPACE RECONFIGURATIONS





**MATERIAL STORAGE EXTERIOR ELEVATION - SOUTH**

TEXAS STATE UNIVERSITY | R.F. MITTE ENGINEERING BUILDING SPACE RECONFIGURATIONS





**PERSPECTIVE - VIEW OF SOUTH AND EAST FACADES**  
TEXAS STATE UNIVERSITY | R.F. MITTE ENGINEERING BUILDING SPACE RECONFIGURATIONS





**TAB 2**  
**FLOOR PLANS**

SITE PLANS

ARCHITECTURAL SITE PLAN

ENLARGED SITE PLAN

FLOOR PLANS

FIRST FLOOR PLAN

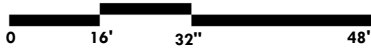
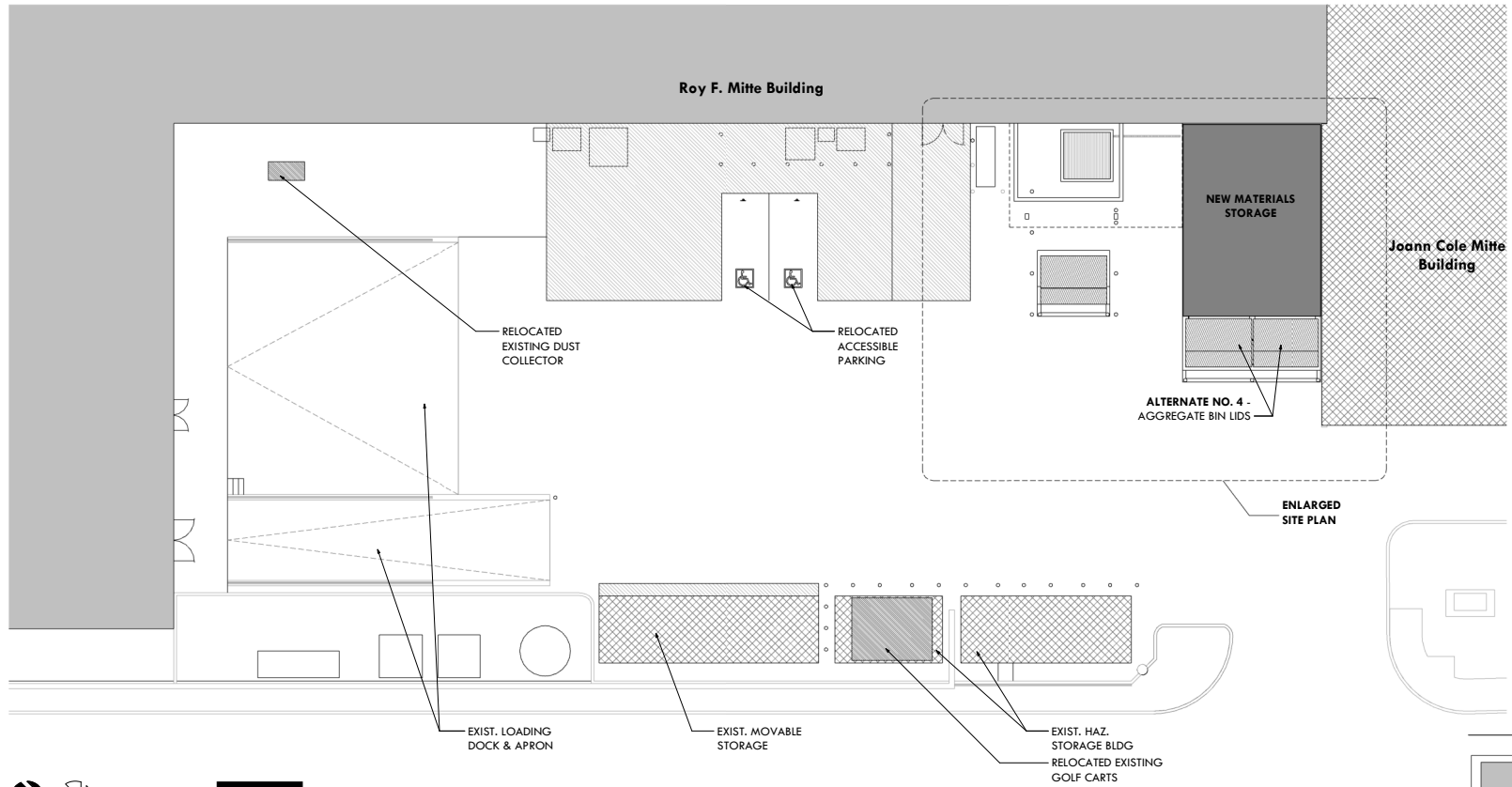
SECOND FLOOR PLAN

THIRD FLOOR PLAN

FIFTH FLOOR PLAN







**SITE PLAN LEGEND**

	EXISTING BUILDING
	NEW BUILDING
	EXISTING TO BE DEMOLISHED
	N.I.C.
	ACCESS AISLE & LOADING AREA
	EXISTING TREE
	EXISTING TREE
	HANDICAPPED PARKING

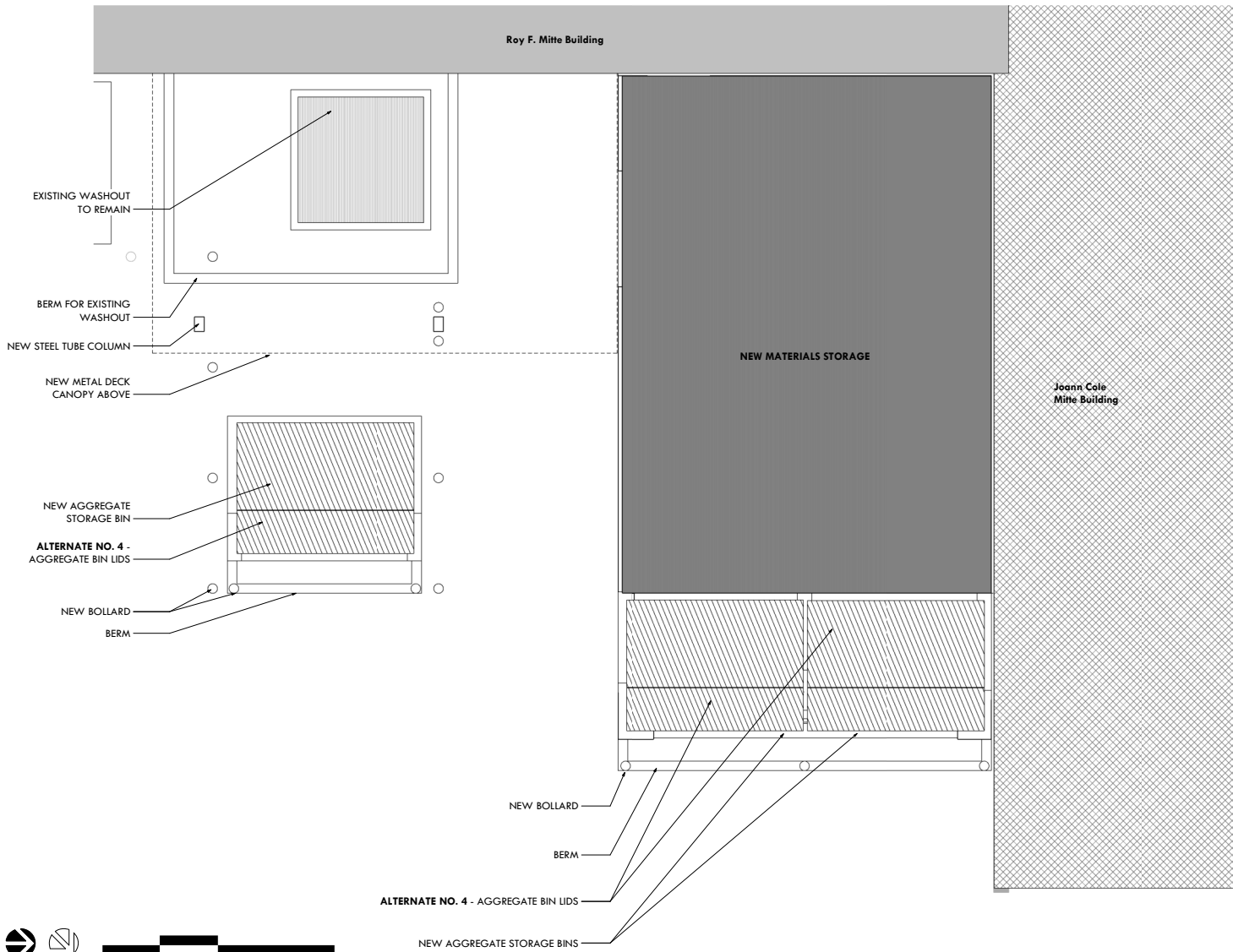


**ARCHITECTURAL SITE PLAN**

TEXAS STATE UNIVERSITY

R.F. MITTE ENGINEERING BUILDING SPACE RECONFIGURATIONS





**SITE PLAN LEGEND**

	EXISTING BUILDING
	NEW BUILDING
	EXISTING TO BE DEMOLISHED
	N.I.C.
	ACCESS AISLE & LOADING AREA
	EXISTING TREE
	EXISTING TREE
HC	HANDICAPPED PARKING

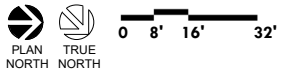
**ENLARGED SITE PLAN**  
**TEXAS STATE UNIVERSITY | R.F. MITTE ENGINEERING BUILDING SPACE RECONFIGURATIONS**







- DEPARTMENT LEGEND**
- BUILDING SHARED SPACES
  - CIVIL ENGINEERING
  - ENGINEERING TECHNOLOGY
  - ET & CE SHARED
  - NO SCOPE



EAST ELEVATION

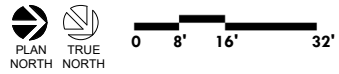
**FIRST FLOOR PLAN**

**TEXAS STATE UNIVERSITY | R.F. MITTE ENGINEERING BUILDING SPACE RECONFIGURATIONS**





**DEPARTMENT LEGEND**  
 ■ BUILDING SHARED SPACES  
 □ NO SCOPE

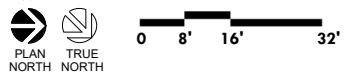


**SECOND FLOOR PLAN - ALTERNATE NUMBER 1**  
**TEXAS STATE UNIVERSITY | R.F. MITTE ENGINEERING BUILDING SPACE RECONFIGURATIONS**



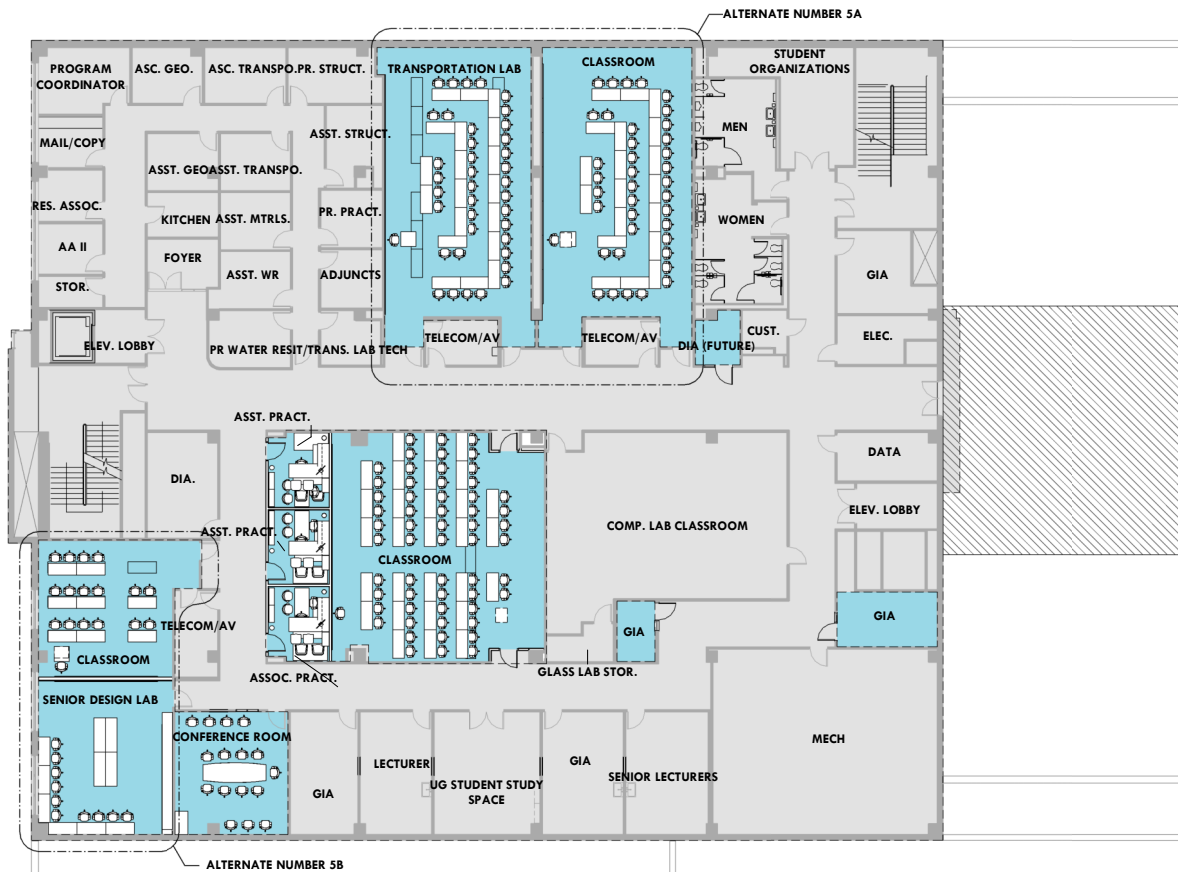


- DEPARTMENT LEGEND**
- BUILDING SHARED SPACES
  - NO SCOPE
  - PHYSICS DEPARTMENT



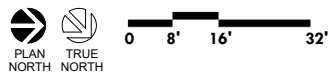
**THIRD FLOOR PLAN - ALTERNATE NUMBER 2**  
**TEXAS STATE UNIVERSITY | R.F. MITTE ENGINEERING BUILDING SPACE RECONFIGURATIONS**





**DEPARTMENT LEGEND**

- CIVIL ENGINEERING
- NO SCOPE
- Calculating...



**FIFTH FLOOR PLAN**

TEXAS STATE UNIVERSITY | R.F. MITTE ENGINEERING BUILDING SPACE RECONFIGURATIONS



**TAB 3**  
**ENLARGED FLOOR PLANS**

ENLARGED PLANS

FIRST FLOOR – MATERIAL STORAGE

FIRST FLOOR – WET & DRY CONCRETE LAB

FIRST FLOOR – SOILS LAB

FIRST FLOOR – WELDING LAB

FIRST FLOOR – STUDENT FABRICATION LAB

FIRST FLOOR – CONSTRUCTION SCIENCE AND MANAGEMENT

FIRST FLOOR – FLUIDS LAB

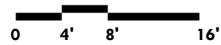
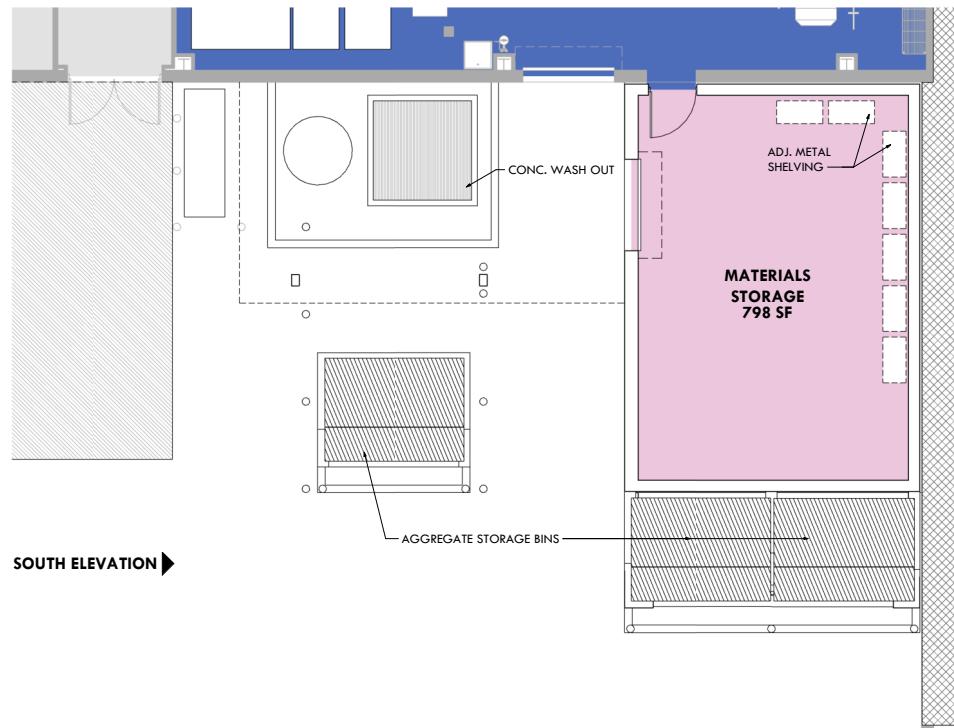
THIRD FLOOR – PHYSICS CLASSROOM – ALTERNATE NUMBER 2

FIFTH FLOOR – CIVIL ENGINEERING CLASSROOM & OFFICES

FIFTH FLOOR – TRANSPORTATION LAB & CLASSROOM – ALTERNATE NUMBER 5A

FIFTH FLOOR- SENIOR DESIGN LAB & CLASSROOM – ALTERNATE NUMBER 5B

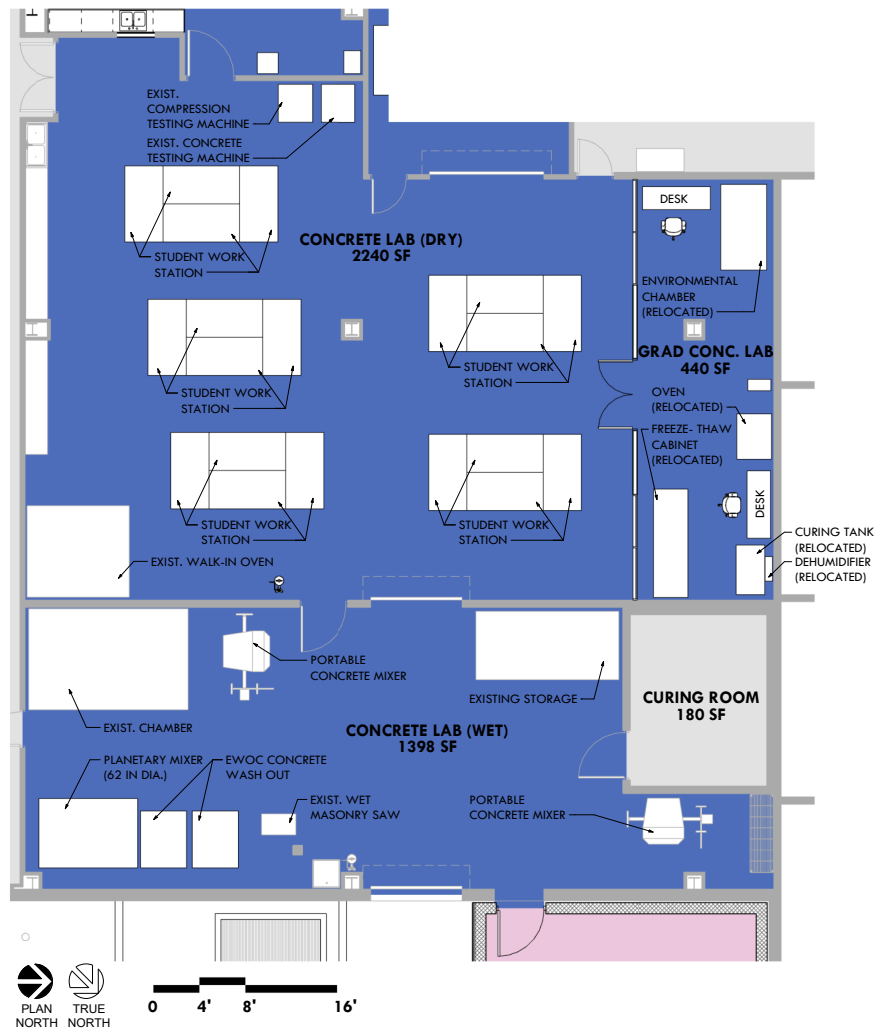




**FIRST FLOOR - MATERIAL STORAGE**

TEXAS STATE UNIVERSITY | R.F. MITTE ENGINEERING BUILDING SPACE RECONFIGURATIONS



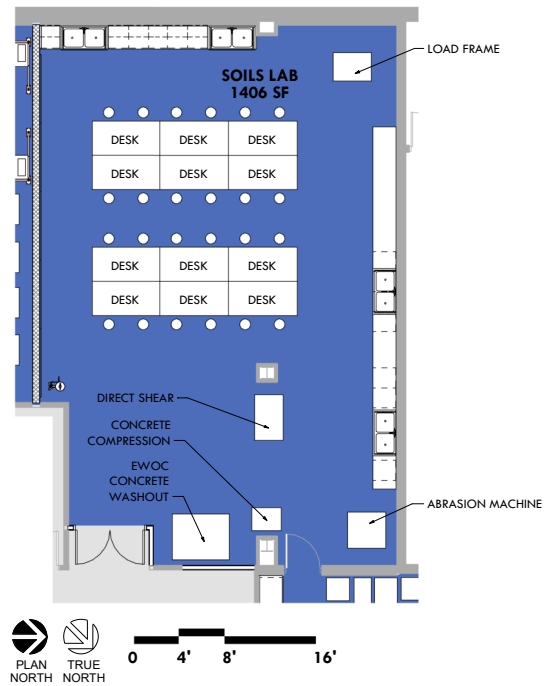


**FIRST FLOOR - WET & DRY CONCRETE LAB**

TEXAS STATE UNIVERSITY | R.F. MITTE ENGINEERING BUILDING SPACE RECONFIGURATIONS





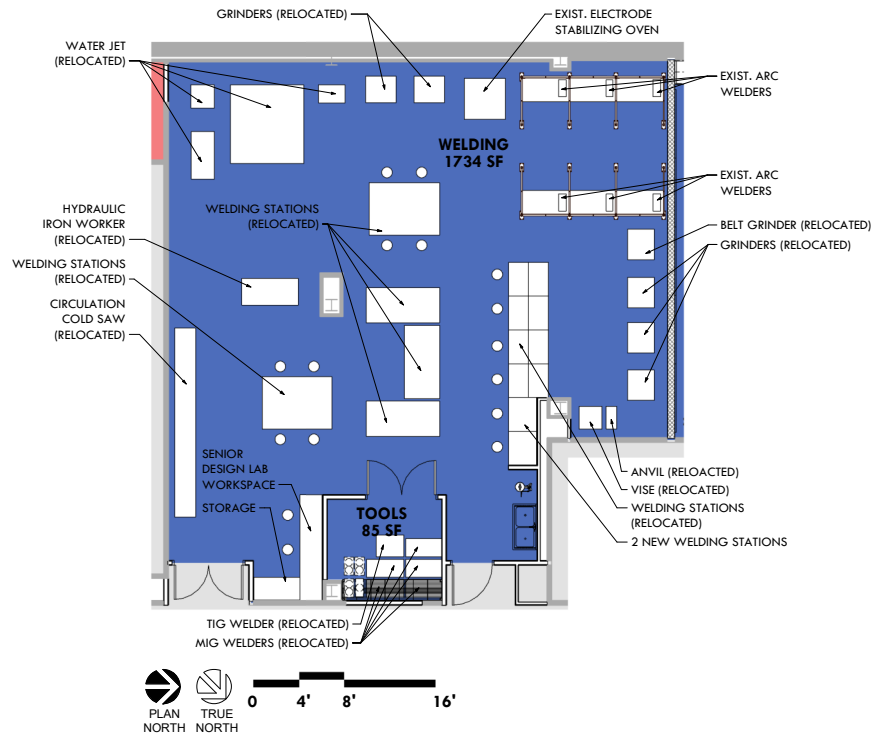


**FIRST FLOOR - SOILS LAB**

TEXAS STATE UNIVERSITY

R.F. MITTE ENGINEERING BUILDING SPACE RECONFIGURATIONS



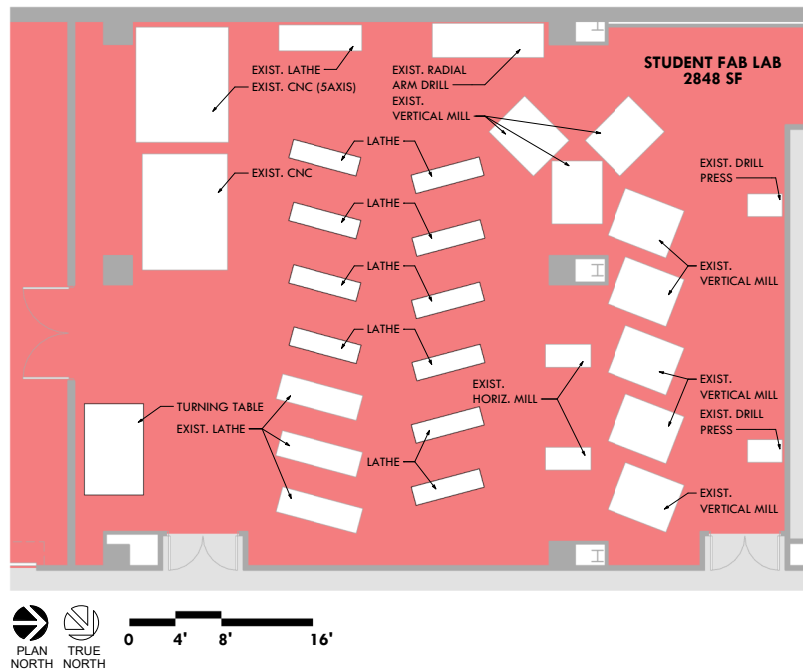


**FIRST FLOOR - WELDING LAB**

TEXAS STATE UNIVERSITY

R.F. MITTE ENGINEERING BUILDING SPACE RECONFIGURATIONS

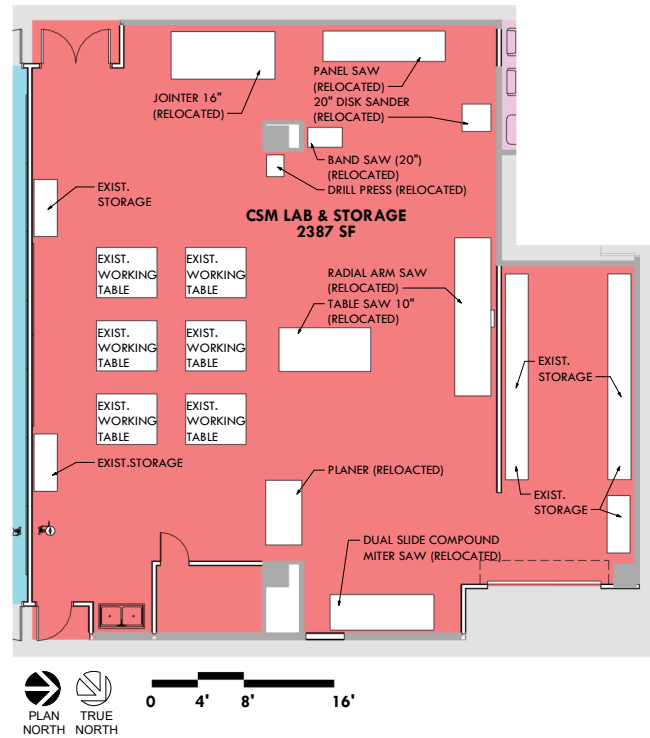




**FIRST FLOOR - STUDENT FABRICATION LAB**

TEXAS STATE UNIVERSITY | R.F. MITTE ENGINEERING BUILDING SPACE RECONFIGURATIONS

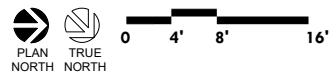
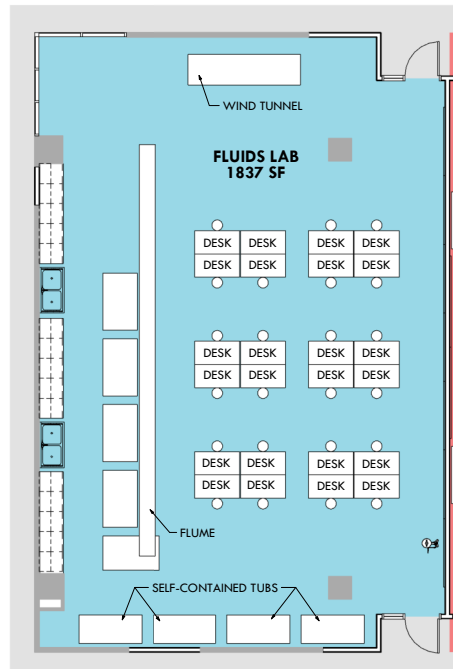




**FIRST FLOOR - CONSTRUCTION SCIENCE AND MANAGEMENT LAB & STORAGE**

TEXAS STATE UNIVERSITY | R.F. MITTE ENGINEERING BUILDING SPACE RECONFIGURATIONS



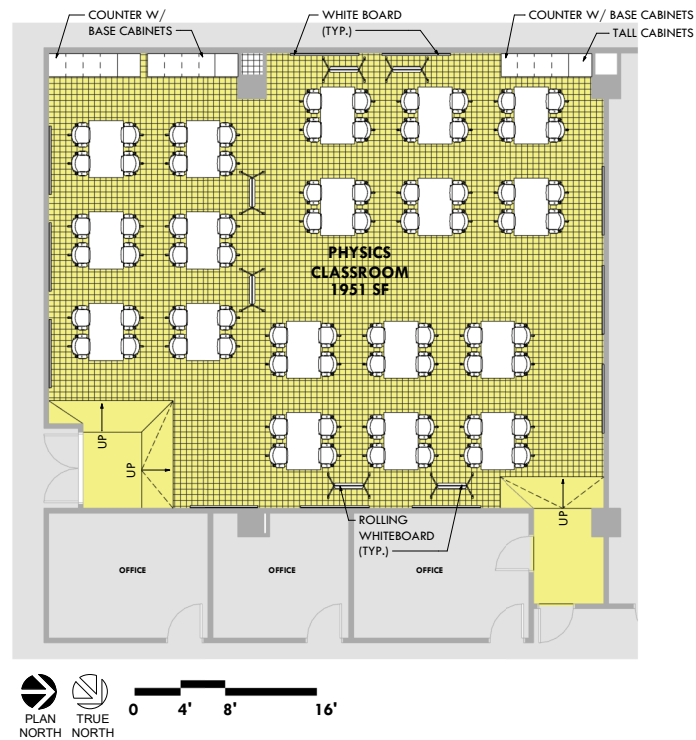


**FIRST FLOOR - FLUIDS LAB**

TEXAS STATE UNIVERSITY

R.F. MITTE ENGINEERING BUILDING SPACE RECONFIGURATIONS

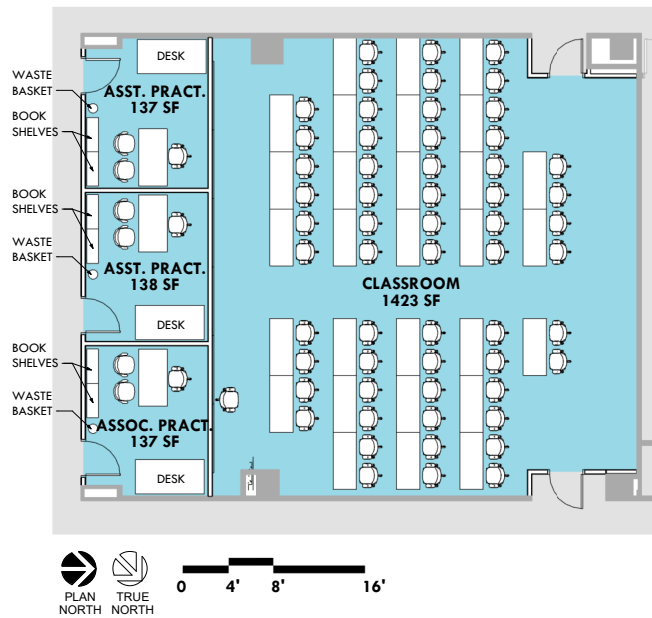




**THIRD FLOOR - PHYSICS CLASSROOM - ALTERNATE NUMBER 2**

TEXAS STATE UNIVERSITY | R.F. MITTE ENGINEERING BUILDING SPACE RECONFIGURATIONS

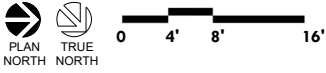
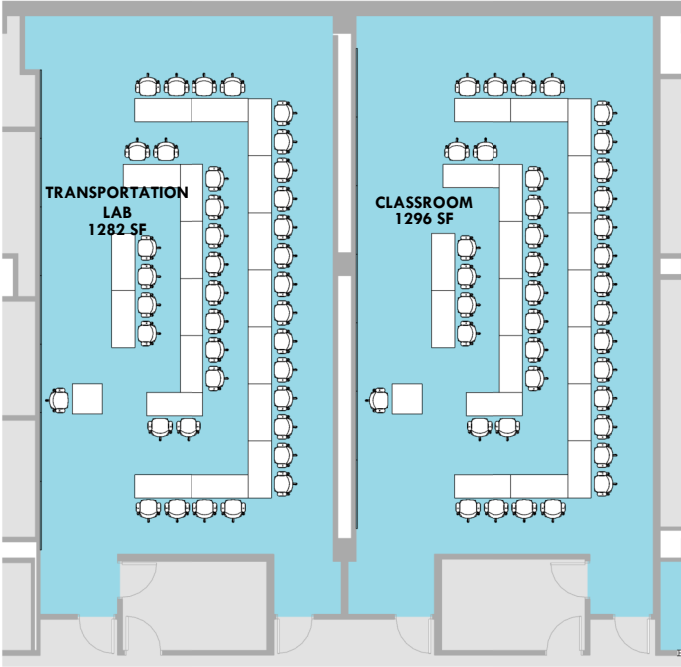




**FIFTH FLOOR - CIVIL ENGINEERING CLASSROOM & OFFICES**

TEXAS STATE UNIVERSITY | R.F. MITTE ENGINEERING BUILDING SPACE RECONFIGURATIONS

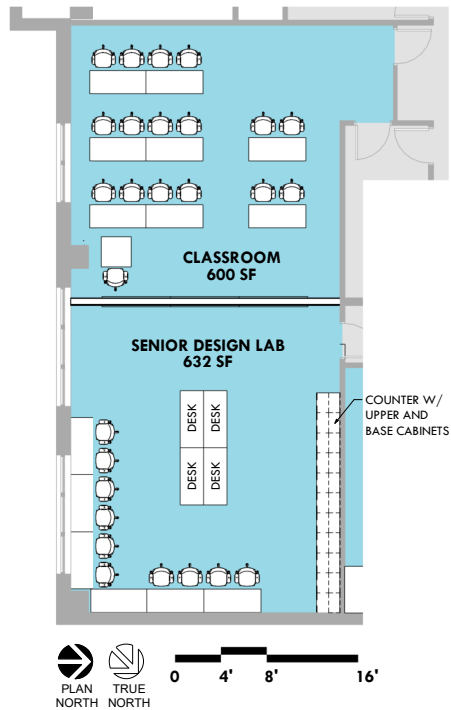




**FIFTH FLOOR - TRANSPORTATION LAB & CLASSROOM - ALTERNATE NUMBER 5A**  
 TEXAS STATE UNIVERSITY | R.F. MITTE ENGINEERING BUILDING SPACE RECONFIGURATIONS







**FIFTH FLOOR - SENIOR DESIGN LAB & CLASSROOM - ALTERNATE NUMBER 5B**

TEXAS STATE UNIVERSITY | R.F. MITTE ENGINEERING BUILDING SPACE RECONFIGURATIONS





**TAB 4**  
**BUILDING SYSTEM NARRATIVES**

ARCHITECTURAL BASIS OF DESIGN NARRATIVE

CIVIL BASIS OF DESIGN NARRATIVE

STRUCTURAL BASIS OF DESIGN NARRATIVE

MECHANICAL / ELECTRICAL / PLUMBING / FIRE PROTECTION BASIS OF DESIGN NARRATIVE

TELECOMMUNICATION BASIS OF DESIGN NARRATIVE

AUDIO/VISUAL BASIS OF DESIGN NARRATIVE



## **ARCHITECTURAL BASIS OF DESIGN NARRATIVE**

### **INTRODUCTION**

The reconfiguration allows the R.F. Mitte Engineering Building to expand departments currently housed within the building and provides space for the new Civil Engineering program currently under development. These reconfigurations optimize available building space by developing multiple shared lab spaces to functionally support all programs, and centralizing departments within the building. The majority of the physical space renovations focus on the first floor while floors three and five will receive minor renovations and space reassignments.

### **PROJECT GOAL STATEMENTS**

- Create an exterior, conditioned, shared Material Storage Room.
- Reassign administrative spaces, as well as teaching spaces, to create centralization and collocation of departments to the greatest extent possible.
- Protect existing Clean Research Lab spaces by physically separating clean and dirty labs on the first floor.
- Allocate lab, classroom, and faculty spaces for the new Civil Engineering program.
- Create additional student study space.
- Develop additional graduate student office / bullpen spaces.

### **EXTERIOR DESIGN**

#### **Material Storage Room**

The Material Storage Room is an addition to the existing building that provides conditioned space for shared material storage. This is a shared space, utilized by all departments. The addition is being constructed using concrete masonry unit (CMU) walls with stucco finish and styrene butadiene styrene (SBS) modified bituminous membrane roofing system to match existing building construction. One large overhead door is provided to allow for movement of deliveries, equipment and materials. Access to the Material Storage Room from the building is through the Concrete Wet Lab.

### **FIRST FLOOR**

The first floor provides shared lab spaces for Engineering Technology and Civil Engineering. The first floor houses labs dedicated to Engineering Technology, as well as, a large Student Fabrication Lab, and existing clean Research Labs.

#### **Concrete Labs**

- The Concrete Labs are comprised of a Wet Lab and Dry Lab. The Wet Lab is predominantly utilized by graduate students for research studies. The Dry Lab functions primarily as a classroom for undergraduate students.
- The Dry Lab is receiving new testing equipment. The space also has six to seven student workstations for four students each. These workstations include shelving, light, power, and compressed air.
- The Wet Lab is receiving new mixers and environmentally friendly portable concrete washout containers (EWOC's).

#### **Soils Lab**

- The New Soils Lab occupies part of the space currently used for Welding.

- This space is being utilized for experiments and testing soil samples.
- New shear testing equipment and student workstations will be added. Six to seven workstations are planned with capacity of four students per workstation.

### **Welding**

- The relocated Welding Classroom is retaining equipment currently used in the existing space.
- New, lockable storage is to store welding equipment and supplies.
- Gas lines, snorkels, exhausts, and other infrastructure from the existing welding space are rerouting to this new classroom.

### **Student Fabrication Lab**

- The Student Fabrication Lab is receiving new equipment, in addition to minor lighting upgrades and rerouted compressed air to serve the existing equipment.

### **Fluids Lab**

- The Fluids Lab is being utilized for mixing and testing fluid flow and rates.
- This lab has a new open channel flume as well as a self-contained wind tunnel.
- Six to seven groups of four- person workstations are being added.
- Viewing windows along the corridors are planned to create visual connection between spaces and generate opportunities to spark student interest.

### **Construction Materials Science Lab and Storage**

- The Construction Materials Lab is a research and testing lab. Storage is provided for lumber students use to build scale mock-ups of various building components.

### **Equipment Room**

- The Equipment Room is being used as a shared space with aggregate-related equipment and open storage.
- This space is receiving a new, large table for student material preparation.

### **Storage**

- The Storage space adjacent to the Student Fabrication Lab is receiving lighting upgrades.

### **Aggregate Bin Lids (Alternate Number 4)**

- Aggregate bins receive protective lids.

## **SECOND FLOOR (BID ALTERNATE NUMBER 1)**

The second floor focuses on collocating Engineering Technology faculty and staff on one level and creating space for student study and research. All faculty and staff space on the second floor are dedicated to Engineering Technology.

### **Entry Lobby Fountain (Alternate Number 1)**

- The existing double-volume water fountain is no longer functional. The base of the fountain is to be removed to create more usable student space in the Lobby.
- The vertical wall is being resurfaced for use as a display wall for art or LED panels.

## **THIRD FLOOR (BID ALTERNATE NUMBER 2)**

The third floor of the facility currently provides space for Engineering Technology, Materials Science Engineering, and Physics. The reconfiguration allows one additional classroom space for

the Physics Department, adjacent to Physics faculty and staff spaces.

### **Physics First Call Classroom**

- The space is being modeled after Ingram Hall 3101 and 4101 for student collaboration and active learning.
- Existing tiered flooring is being removed, and a new low-profile raised access floor is provided for flexibility in the distribution of power and data.

## **FIFTH FLOOR**

The majority of the fifth floor is dedicated to Civil Engineering. It provides lab spaces, as well as classrooms, a computer lab, and administrative spaces.

### **Classrooms**

- Classrooms receive audio visual upgrades.

### **Offices**

- Three new offices are provided for Civil Engineering faculty.

### **Embedded Systems Lab 5216 And Microscope Class Lab 5213 (Alternate Number 5A)**

- Existing Embedded Systems Lab 5216 is used as classroom, and Microscope Class Lab 5213 is used as Transportation Lab.
- These labs are receiving new ceilings and finishes. Associated audio visual/communications / security, mechanical, electrical and plumbing are being provided in this space.

### **Classroom 5246A and Electronics Lab 5246B (Alternate Number 5B)**

- Existing Electronics Lab 5246B is being used as the Senior Design Lab. Classroom 5246A remains as a classroom.
- Existing finish and ceilings are being removed and renovated. Associated audio visual/communications / security, mechanical, electrical and plumbing are being provided in this space.

## **CIVIL BASIS OF DESIGN NARRATIVE**

### **INTRODUCTION**

The following is a summary of planning development applicable to the Design Development Package provided by Jose I. Guerra, Inc. on March 12, 2019, and prepared for Texas State University, San Marcos.

### **EROSION /SEDIMENTATION CONTROL**

Triangular filter dikes will be used as temporary erosion control to prevent sediment from construction activities discharging from the site and into the existing storm sewers.

An existing area inlet is located near the driveway entrance. Protection for this inlet will be provided. An offsite laydown area will be utilized near the intersection of Holland Street and Moore Street. A stabilized construction entrance will be utilized at this location.

Permanent erosion and sediment controls are not anticipated as no natural areas or greenspace will be disturbed.

### **GRADING**

The finished floor elevation of the existing R. F. Mitte Engineering Building is  $\pm 742'$  and the finished floor of the addition will match. In general, the existing parking lot grades will remain unchanged. Minor revisions to grading will accommodate the storage addition and trench drain.

### **DRAINAGE**

Currently, stormwater runoff drains to an existing grate inlet northeast of the storage addition near the entrance of the driveway. We do not anticipate changes to existing drainage patterns and stormwater infrastructure to accommodate the storage addition.

There is an existing trench drain and collection pit located at the exterior of the building near the overhead door to the existing concrete lab (wet). The existing washout pit and trench drain system will be covered to keep stormwater runoff from entering the system. New storage bins will have positive slope and drain toward the existing parking lot area drain.

### **STORMWATER MANAGEMENT**

This project will see no increase in impervious area which ensures that the current stormwater management system is adequate. There is no increase in impervious cover from pre-development condition to the post-development condition, therefore water quality controls will not be required and are not proposed.

### **DOMESTIC & FIRE WATER**

Any water service or fire service improvements for the storage addition will be extended from the existing services inside the existing R. F. Mitte Engineering Building.

### **WASTEWATER**

No wastewater service improvements are anticipated for the storage addition.



## **GAS**

There is an existing gas line that is in the footprint of the storage addition. This gas line will be required to be re-routed for the portion that is located in the storage addition footprint.

## **PARKING**

The storage addition will be in a restricted campus parking lot. The footprint of the addition extends into six existing parking spaces. Three of the parking spaces are currently occupied with two (2) large storage containers. All six parking spaces (2 ADA, 4 standard) will be removed. Two existing accessible parking signs and posts, and some bollards will be removed where located within the addition footprint. Two new accessible parking spaces will be located south of the storage addition. These spaces will require restriping and signage.

## **PAVING**

Six existing concrete parking spaces will require demolition. New concrete paving will be installed to serve the storage addition, concrete washout pit, and storage bins.

## **STRUCTURAL BASIS OF DESIGN NARRATIVE**

### **INTRODUCTION**

This section of the narrative document provides an overview of the structural strategy and the associated design criteria for the R.F. Mitte Engineering Building at the Texas State University, San Marcos campus.

### **NEW STORAGE BUILDING**

The new storage building, labeled Room 1225G, is located outside the existing building at the northeast corner near Gridlines 14 and J. The building is a single-story structure with a structural footprint of approximately 36ft x 26ft. It is an air-conditioned space primarily used for storage of materials for all departments. The bulk material storage bins that this building displaces are rebuilt outside the new storage building.

The foundation will be straight shaft drilled piers embedded into weathered limestone layer. The following subgrade preparation will be performed: strip all existing pavement, vegetation and loose top soil; excavate on-site soils down to a level to be determined by the geotechnical engineer; proof-roll, over-excavate and backfill with moisture conditioned soil; compact the subgrade. The first-floor slab will be 5" slab-on-grade with perimeter and intermediate grade beams which will span between drilled piers. Due to the presence of perimeter piers in the existing building, the piers in the new storage building will be installed such that they maintain a safe distance from the existing piers. The clearance required will be confirmed by the geotechnical report. As a result, cantilevered grade beams will be required near Gridlines 15 and J. After subgrade preparation, a potential vertical rise of 1" will be assumed.

The above ground structures comprise perimeter reinforced concrete masonry unit (CMU) walls supporting roof bar joists. The CMU walls are reinforced with rebars in grouted cells. Door openings are created with reinforced masonry lintels. The roof bar joists span the short dimension of the footprint. The roof surface is made of galvanized roof deck spanning between roof joists. The roof deck is covered by roofing materials to be specified by the architect.

The following are the live loads for the storage building based on International Building Code 2015 and American Society of Civil Engineer Standard 7-10:

First floor heavy storage = 250 psf (LL reduction not permitted)

Roof live load = 20 psf (LL reduction permitted)

## **MECHANICAL / ELECTRICAL / PLUMBING BASIS OF DESIGN NARRATIVE**

### **MECHANICAL SYSTEMS**

#### **CODES AND STANDARDS**

All mechanical systems will be designed consistent with the Texas State University Standards, American Society of Heating, Refrigerating and Air-Conditioning Engineers (ASHRAE) Standards, and the requirements of the 2015 International Mechanical Code.

#### **CHILLED WATER DISTRIBUTION SYSTEM**

Cooling for R.F. Mitte Engineering Building is currently provided via branches off the chilled water supply (CHWS) and chilled water return (CHWR) mains from the Campus Central Utility Plant. Campus 12" CHWS and CHWR mains enter south of the building and into the first floor mechanical pump room on the south wall. CHWS and CHWR is pumped to the cooling air handling units located on the second floor and fifth floor in the center of the building.

All existing mechanical equipment, piping, and appurtenances within the building mechanical room are existing to remain.

#### **BUILDING HEATING SYSTEM**

The R.F. Mitte Engineering Building is served by campus steam generated at the Central Utility Plant. A 6" steam main and 4" condensate return main enter the ground floor mechanical pump room at the south wall. The medium pressure steam is then reduced to 10 psi and distributed throughout the R.F. Mitte Engineering Building heating air handling units.

All existing mechanical equipment, piping, and appurtenances within the building mechanical room are existing to remain.

#### **VARIABLE AIR VOLUME RENOVATION**

Variable Air Volume (VAV) boxes within the areas of the project scope are replaced with new units to accommodate new loads. All VAV boxes are fed from the existing cooling and heating air handling units in the level 2 and 5 mechanical room and its main cold and hot trunks. Downstream dual duct and single duct air distribution ductwork and air devices are modified to accommodate new spaces at each floor.

The pneumatic controls of all VAV boxes within the project scope are upgraded to Direct Digital Controls (DDC).

#### **DUCTWORK**

Rectangular and round low or medium pressure ducts are constructed of sheet metal with gauges meeting or exceeding the latest Sheet Metal & Air Conditioning Contractor's National Association (SMACNA) standards. All elbows for rectangular duct will be radius or vaned, and all elbows for round duct will be long radius smooth elbows.

All supply and outside air ductwork will be externally-insulated metal duct. Insulation values complies with Texas State Energy Conservation Office (SECO) requirements. Flexible duct is factory-fabricated and insulated and the maximum length is 7 ft.

## **EXHAUST SYSTEMS**

The R.F. Mitte Engineering Building renovation includes reconfiguration of exhaust ducts, air balance, and exhaust hoses to serve the equipment being relocated such as welding stations and hoods.

The existing dust collection system is relocated and retrofitted to accommodate relocated dust producing equipment.

## **DIRECT DIGITAL CONTROLS SYSTEMS**

Direct Digital Controls Systems/ Facility Management System (DDCS/FMS)

The central utility plant provides chilled water and steam to the building. The existing DDCS/FMS for the central utility plant will remain as is and will not have any modifications made to it.

The existing Variable Air Volume (VAV) and new VAV units within the project scope boundary are provided with new DDC controllers and all new control devices. The existing pneumatic portions for the systems are removed. The new DDCS/FMS will be a Siemens Apogee BACnet protocol operation based system. The actuation for the system will be electric/electronic.

The new DDCS/FMS will be provided for:

- 1) Building VAV Terminal Units (Provided with factory mounting for controls)

The new DDCS/FMS resides on the University's IT network within the building. The new DDCS/FMS is connected to the campus FMS Wide Area Network (WAN) through the University's IT WAN. The building will not have a local operators workstation located within the building.

## **ELECTRICAL SYSTEMS**

### **BASIS OF DESIGN**

This section of the basis of design document provides an overview of the electrical system, equipment, materials, and associated design criteria for the R.F. Mitte Engineering Building Reconfiguration Project. The reconfiguration will provide electrical revisions to accommodate lab renovations and other changes to the facility.

### **CODES AND STANDARDS**

The new electrical system complies with the following codes and standards:

2015 International Building Code  
2015 International Fire Code  
2017 National Electrical Code  
2015 National Fire Protection Association 101 – Life Safety Code  
2013 American Society of Heating, Refrigerating and Air-Conditioning Engineers 90.1  
National Fire Protection Association Applicable Codes  
Illuminating Engineering Society of North America – Tenth Edition  
Texas State University Construction Standards  
Codes will include all recent amendments.

## **NORMAL ELECTRICAL SERVICE**

Based on peak demand data provided by Texas State University, the existing main switchboard rated at 480/277 3ph, 4w with 3000A is adequately sized to accommodate this renovation.

The electrical distribution and branch panelboards are adequate to accommodate the renovation. Several of the panelboards were found to have inadequate fault current ratings. This is an electrical code violation and will be addressed as part of this project.

## **NORMAL POWER SERVICE DESIGN CRITERIA**

Design voltages for the building will be as follows:

Motors 1 HP and larger	480V, 3-phase, 3-wire
Motors 3/4 HP and smaller	120V, 1-phase
Lighting	277V, 1-phase
Decorative lighting, as required	120V, 1-phase or 277V, 1-phase
Small miscellaneous power	120V, 1-phase

## **NORMAL POWER EQUIPMENT SIZING CRITERIA**

The following values are used to calculate the power distribution system preliminary sizes as devices and equipment are laid out.

## **BRANCH CIRCUIT LOAD CALCULATIONS**

### **Load Type**

Lighting  
Receptacles  
Special Outlets  
Motors

### **Load**

Actual installed wattage  
180VA per duplex outlet  
Actual installed wattage  
100% of motor wattage

### **Load Type**

Lighting  
Receptacles  
Motors

### **Demand Factor**

125% of total wattage  
100% of the first 10 kVA plus 50% of loads over 10 kVA  
125% of wattage of the largest motor plus 100% of wattage of all other motors

Voltage drop calculations will be completed as the project design develops. Feeders and branch circuit conductors will be sized to minimize voltage drop throughout the building. Feeders will be sized to have a maximum voltage drop of 2% and branch circuits are sized to have a maximum voltage drop of 3%.

## **EMERGENCY ELECTRICAL SERVICE**

The existing emergency generator is rated at 500 kW. No further load will be added to the generator.

## **CONDUCTORS AND CONDUIT**

Branch and feeder conductors will be 600-Volt Type THHN/THWN stranded copper in conduit with a minimum size of #12 AWG for power and lighting.

The minimum conduit size is 3/4".

Rigid, galvanized, threaded conduit is used outdoors (above grade), and in hazardous locations, where subject to physical damage or corrosion, and in seal penetrations.

Electrical Metallic Tubing with insulating bushings and/or insulated throat fittings and steel set screw fittings is used in interior partitions, above suspended ceilings and where installed exposed less than 8 feet above the floor level (and not subject to physical damage).

Metal-Clad cable whips no more than 6 feet long are used for final connections to light fixtures.

Connections to vibrating equipment are made with liquid-tight flexible metallic conduit.

A dedicated neutral conductor is provided for each new 277V and 120V phase conductor.

## **GROUNDING**

All equipment and non-current carrying metal parts of the electrical system are grounded in accordance with the National Electrical Code.

An equipment grounding conductor is routed with the circuit conductors for all feeders and branch circuits.

## **WIRING DEVICES**

General-purpose receptacles will be 20 ampere, 125 volt, NEMA 5-20R configuration, Heavy Duty- type, with stainless steel cover plates. General normal power receptacles are white, and emergency power receptacles are red in color. Feeders and branch circuits will be identified per specifications.

## **LIGHTING SYSTEMS**

Only interior spaces that are scheduled to be renovated in this project are provided with new lighting fixtures designed to enhance the aesthetics and to provide adequate illumination levels. Interior lighting fixtures utilize an LED light sources.

LED fixtures utilize >82 CRI LEDs and electronic drivers. Dimming LED drivers are 0-10V type with a minimum dimming level of 10% light output.

All light sources match the campus standard color temperature of 3500 Kelvin. Where acrylic lenses are specified, they are 0.125 inches minimum thickness. All light fixtures are independently supported from structure.

Typical Building Lighting Load Densities

The maximum allowable per ASHRAE 90.1 2013 under the Building Method is used and is 1.19 W/SQ-FT.

## Lighting Levels

Lighting levels comply with Texas State University Construction Standards and the latest recommendations of the Illuminating Engineering Society of North America. Work plane illumination for typical interior spaces is outlined below:

Research and Teaching Labs	50-60 foot-candles
Lab Prep Rooms	50-60 foot-candles
Computer Rooms	20-50 foot-candles
Classrooms	20-50 foot-candles
Whiteboard Illumination	60-70 foot-candles
Offices/Conference Rooms	20-50 foot-candles
Stairways and Corridors	20 foot-candles
Vestibules	10-15 foot-candles
Restrooms	20 foot-candles
Storage, Active	20 foot-candles
Housekeeping Areas	20 foot-candles
Mechanical/Electrical Rooms	30 foot-candles
Server/Technology Rooms	50 foot-candles
Public lobbies, atria	20 foot-candles

## EMERGENCY LIGHTING

Emergency lighting is provided in the renovated areas as required by National Fire Protection Association 101. An integral emergency battery will be installed in each emergency light fixture.

Maintained emergency lighting levels are not less than 1 foot-candle average. The minimum emergency lighting level will be 0.1 foot-candle, and the maximum-to-minimum foot-candle ratio does not exceed 40:1.

## LIGHTING CONTROL SYSTEMS

In all renovated spaces a digital lighting control system is designed to meet the requirements of ASHRAE 90.1 2103. Occupancy sensors are used to automatically turn off lighting – lights are automatically turned on to 50% lumen output per energy code.

Daylight harvesting is provided where required by the energy code. Occupancy sensors control lights in a stand-alone manner in all spaces.

Occupancy sensors or other automated lighting control systems are not used in potentially hazardous spaces, such as electrical or mechanical rooms.

Local lighting controls are provided in all spaces. LED lighting in the various space types is zoned and multi-level switched as necessary to support the functional requirements of each space. Spaces with dimmable LED lighting have manual 0-10V dimming control switch capabilities for a 10% minimum dimming level. Large gathering or presentation spaces have low-voltage controls wired to the lighting control system. Whiteboard lighting in classrooms is separately controlled.

## **PLUMBING SYSTEMS**

### **INTRODUCTION**

The plumbing system modifications are designed in compliance with the 2015 Uniform Plumbing Code and International Energy Conservation Code in compliance with the Texas State University Construction Standards, NFPA 51 for oxygen fuel-gas system, and American Society of Plumbing Engineers Guidelines.

### **PLUMBING SYSTEMS DESCRIPTION**

Domestic cold and hot water systems are piped to all new and relocated plumbing fixtures and equipment in the area of work and will include backflow protection. Hose bibbs are provided in new mechanical rooms and shop areas as required. Domestic water systems will have a minimum working pressure of 125-psig. Indoor hot and cold-water piping are provided with fiberglass insulation with all-service jacketing and will be sized in accordance with ASHRAE 90.1 guidelines.

Compressed air, oxygen, and acetylene piping are piped to all new and relocated equipment in the area of work. Compressed-air wall-outlets with dirt/drip legs, oil/water separators, and flow regulators are provided at locations as required. Oxygen and acetylene outlets and connections to equipment are provided with point-of-use isolation valves, pressure/flow regulators, and wall-mounted hose reels as required.

Domestic-water, compressed-air, and specialty-gas piping are provided with shutoff valves for isolation of piping sections for maintenance and repair. Valves Nominal Pipe Size (NPS) 2 and smaller will be two-piece, full-port ball valves. Valves NPS 2-1/2 and larger are butterfly valves.

Sanitary waste and vent systems are piped to all plumbing fixtures in the facility. Any new floor-drains and floor-sinks are served by automatic trap primers.

All new plumbing systems are connected to the existing system piping within the building.

### **PLUMBING PIPING**

New domestic cold and hot water piping around the new hot water generators are type "L" copper water tube. Pipe NPS 2 and smaller include wrought copper solder-joint fittings and soldered joints. Pipe NPS 2 1/2 and larger include either soldered joints or press-fit joints. New piping is provided with fiberglass insulation with all-service-jacketing.

Compressed-air piping is type "L" copper water tube with wrought copper fittings. Joint type is either brazed or pressure-seal type.

Oxygen piping is type "L" copper water tube with wrought copper fittings and brazed joints.

Acetylene piping is schedule 40 black steel with threaded joints.

Underground waste and vent piping are service weight hub and spigot cast iron and are assembled with hubbed and gasketed fittings. Above ground waste and vent piping are hubless, cast-iron soil pipe and fittings and are assembled with either heavy-duty or model Hi-Torq 125 couplings and coupled joints.



## **PLUMBING FIXTURES**

New sinks in the shop areas are made from 18-gauge stainless steel. Sink faucets are gooseneck type with hot and cold water supplies and wrist-blade handles, with approximately 1.5 GPM aerators. Point-of-use solids interceptors are provided in the waste piping beneath each sink.

New floor drains are minimum 3-inch diameter and new floor sinks will be minimum 4-inch diameter.

## **DOMESTIC WATER HEATING**

Domestic hot water for new lab sinks is provided by an existing electric, commercial, 50-gallon storage-type water heaters located at the mezzanine space above Curing Room 1225F. The existing circulation loop is extended to serve the new sinks throughout Level 1, with the existing circulation pump and thermostatic mixing valve being reused.

## **COMPRESSED-AIR RECEIVER**

The existing compressed-air receiver, oil/water separator, and pressure regulator located in Room 1213 are relocated to the Mechanical Room located on Level 2, next to the air-compressors supplying the same system, with the piping reconfigured as required.

## **FIRE SUPPRESSION SYSTEM**

### **General**

The facility is currently provided with an automatic, wet-pipe fire-sprinkler system throughout. Modifications and additions to the existing fire-suppression systems are specified and are designed in compliance with NFPA 13 (2013 Ed.) for the fire-sprinkler system, NFPA 101 (2015 Ed.) for overall system requirements, and Texas State University Construction Standards.

A fully automatic, wet fire-sprinkler system is maintained throughout all renovated portions of the existing building.

The contract documents specify the applicable prescriptive codes and standards; the occupancy or hazard classifications for each space; the function, performance, and operation of the systems and system components; any requirements desired above the specified minimum code or standard; and the desired location of major equipment and any other aesthetic criteria.

### **Sprinkler System Design Criteria**

Fire sprinkler piping, valves, fittings, and sprinklers are rated for a minimum working pressure of 175-psig.

Sprinkler coverage will be provided for Light Hazard, Ordinary Hazard Group 1, or Ordinary Hazard Group 2. Spaces with a Light Hazard occupancy classification include new assembly areas, offices, classrooms, corridors, and similar spaces. Spaces with an Ordinary Hazard Group 1 occupancy classification include storage, electrical, and mechanical rooms and closets, and similar spaces. Spaces with an Ordinary Hazard Group 2 occupancy classification include machine shops, with both metal and wood working machinery, and materials laboratories.

Sprinkler type and spacing is in strict conformance with NFPA 13 and their approved listing.

### **Fire-Suppression Piping**

Fire-sprinkler piping throughout the building is welded or seamless black steel. Mains and cross-mains will be rolled groove Schedule 40 with ductile or malleable iron fittings and standard weight mechanical couplings. Fire-sprinkler branch piping will be Schedule 40 threaded type with standard gray iron fittings. New black steel pipe is internally coated and warranted by the manufacturer to resist the effects of microbiologically influenced corrosion.

### **Sprinklers**

Sprinkler heads are new, automatic-type, and quick-response. They are upright, concealed pendant, or sidewall, and will have appropriate temperature ratings, as required to meet the conditions of each space.

## **FIRE ALARM SYSTEM**

### **General**

The existing fire-alarm system, which includes voice/alarm communication and an EST3 control unit, is provided with new notification devices throughout the facility. System modifications are specified and designed in compliance with NFPA 101 (2015 Ed.), NFPA 72 (2013 Ed.), NFPA 70 Article 760, and Texas State University Construction Standards.

The contract documents specify the applicable prescriptive codes and standards; the occupancy for each space; the function, performance, and operation of the systems and system components; a basis-of-design layout for initiating and notification devices; and any requirements desired above the specified minimum code or standard.

The scope of work includes new or relocated ceiling-mounted notification devices throughout all spaces receiving new ceilings or walls, and where new walls affect the coverage of existing devices in the adjacent spaces. Smoke detectors are provided throughout storage rooms and spaces not regularly occupied. Where new Remote Power Supplies (RPS) cabinets are required to support new Notification Appliance Circuit (NAC) circuits, a spot-type photoelectric smoke detector is provided at the ceiling above the panel.

New devices are connected to the existing NAC, speaker circuit, or Signaling Line Circuit (SLC) as required. The contractor will be required to perform new battery and voltage drop calculations for the new device layout, and will provide new batteries or additional RPS cabinets as required to maintain 20% spare capacity in the system. New pathways are Class A for SLC and Class B for NAC and initiating device circuits.

## **TELECOMMUNICATION BASIS OF DESIGN NARRATIVE**

### **INTRODUCTION**

The telecommunications program for Texas State University R. F. Mitte Engineering Building is defined by current Texas State University Construction Standards, industry standards, and best practices for the design and specification of the technology distribution system. The goal of the design is to provide a modern, redundant and scalable infrastructure that allows for future modifications with minimal impact to the existing systems.

The network infrastructure consists of:

- The physical infrastructure
- Horizontal distribution
- Interior wireless infrastructure
- Telecommunications spaces
- Telecommunications grounding and bonding system

### **THE PHYSICAL INFRASTRUCTURE**

The structured cabling system to support the reconfiguration utilizes existing telecom rooms for data connectivity. The design complies with Texas State University Construction Standards as well as the most current ratified Telecommunications Industry Associations (TIA), Institute of Electrical and Electronic Engineers (IEEE), American National Standards Institute (ANSI), National Electric Code (NEC) and other applicable industry standards. Pathways consist of new and existing cable tray, slots/sleeves, conduits and ladder racks. The pathways are sized to accommodate future growth.

Other features that are incorporated into the design of the pathways and spaces to support the data network are (1) flexibility; (2) the ease with which systems can be modified and migrated to new platforms, (3) accessibility; (4) pathways and spare capacity. The pathways and spaces are designed to accommodate adding cabling for Audio Visual (AV) and security systems.

### **HORIZONTAL DISTRIBUTION**

The horizontal distribution consists of a Category 6 cable capable of supporting 1000BASE-T Ethernet. Category 6 is the choice for horizontal cable runs serving Wireless Access Points (WAPs). The voice services utilize a Voice over Internet Protocol system, and therefore be distributed through the University's standard data network switches. The maximum horizontal cable length of the cable from the termination point to the outlet is 295 electrical feet. Staff areas require a cabled network connection for each user.

### **INTERIOR WIRELESS**

Building interior wireless is based on current Texas State University IT requirements utilizing a Category 6 cable. Design considerations include technological and business considerations, aesthetic and environmental conditions and accessibility. Wireless infrastructure designed to provide 100% coverage in labs, study spaces, workshops, circulations spaces, staff areas, and classrooms.

## TELECOMMUNICATIONS SPACES

The Telecommunication Room (TR) is an enclosed architectural space for housing telecommunications equipment, cable terminations and cross-connect cabling. The existing telecom rooms provide a connection point between backbone and horizontal infrastructures. In addition to housing voice/data terminations and equipment, the TR design incorporates other building needs such as Security, AV systems, and future growth.

### The existing Telecom Rooms include:

- One (1) 19" wide equipment rack to house backbone fiber, WAP connections, building automation system connections and cable management.
- One (1) 19" wide equipment rack to house horizontal work area data connections and cable management.
- 110 blocks mounted on wall fields to support specified voice circuits
- Wall space for security data gathering panels and power distribution.
- Horizontal ladder racks on the perimeter of the room and across the row of equipment racks.
- Vertical wire managers between equipment racks.
- Telecommunications grounding buss bars (TGB).
- TIA-568 standard iterates the maximum distance the Category 6 unshielded twisted pair (UTP) cables can extend to an information outlet from the termination port in the TR as 295'.
- Rack and wall power for new and existing equipment within the room.

## TELECOMMUNICATIONS GROUNDING AND BONDING SYSTEM

The system includes a bonding conductor installed from the existing main telecommunications ground buss bar (TMGB), located in the main communications room, to the building's electrical service entrance bonding point. From the TMGB, a bonding backbone conductor to be installed, un-spliced, from the TMGB to each floor serving telecommunications room where it is bonded to the respective room's telecommunications TGB. The grounding and bonding system in the telecommunications room extends from the TGB to the hardware, equipment racks, and ladder racks with a minimum of #6 AWG stranded copper conductor. It is required that bonding at all main points be affected with exothermic welds and to test to less than or equal to .01 Ohms. This grounding system to be designed to comply with the NEC Code and TIA standards.

## **AUDIO / VISUAL BASIS OF DESIGN NARRATIVE**

### **INFRASTRUCTURE**

Infrastructure is part of the building installed facilities. AV infrastructure refers to the necessary base building installation such as power outlets, conduit, junction boxes, screens, etc., needed to make a room functional with regards to audiovisual and supporting telecommunication services. Infrastructure items are not necessarily part of the AV specifications. They are specified by the architectural and engineering design team, and furnished and installed by the general contractor and subcontractors as part of the base building. Infrastructure items are not included in the AV contractor's scope of work.

The A/E team has given special consideration to lighting, mechanical, electrical, structural, architectural, interior and other technology system designs to provide optimal environmental conditions for AV systems.

Specific infrastructure considerations are detailed below:

#### **Lighting**

- Special consideration is given to determine how to balance the control of ambient light - both direct and indirect - with the stated desire for rooms with glass walls and natural light. Targeted light level values should be defined in measurable units to enable to determine appropriate brightness for projectors.
- Pendant-type lighting included in AV spaces with front projection are carefully coordinated to eliminate conflicts with the projectors' light paths.

#### **Mechanical**

- Rooms and closets designed to support AV equipment racks include cold supply air from the building's HVAC system to maintain proper operating temperature of all AV electronics, and will require return air paths as well.
- Plenum ceiling spaces above ceiling mounted projectors will remain clear from finished ceiling to deck.

#### **Electrical**

- AV and IT pathways will be part of the electrical building scope.
- AV infrastructure uses a shared technology cable tray designed throughout the facility, which is installed by the electrical contractor. Since cables from other disciplines are expected to also be present in the tray, separation from AV cables is necessary to prevent interference with intended signals.
- All spaces that require AV conduit (not trays) to have a large centralized wall-mounted AV pull box above the finished ceiling in an accessible location. This infrastructure is to be provided by the electrical contractor.
- Centralized AV pull box will have conduits out to the technology cable tray.
- Technical power for AV equipment will be provided by the electrical contractor, including individual branch circuits and dedicated AV panels.
- Floor boxes will be included as standard supporting infrastructure for floor mounted interfaces. Due to advantages gained by leveraging their size, floor boxes, will be given primary consideration over poke-thrus in all spaces where signal connectivity is provided through the floor. Specifically, floor boxes are available in dimensions that permit a

greater number of gangs than is available in even the largest poke-thrus, allowing more robust support for AV, voice/data and power connections in a single unit. Floor boxes also provide space for larger connectors typically used in AV applications both in front of and behind mounted connector plates while allowing floor box covers to remain closed with only a small opening providing entry/egress for cables. Floor box depth will be at least six inches to provide appropriate space for connectors.

### **Structural**

- Building vibration is detrimental to the quality of projected images and video captured by cameras. Mechanical building designs will include measures to limit such effects.
- Blocking will be included as a support system for wall-mounted A/V equipment including: projection screens, flat panel displays, monitors, video cameras, loudspeakers, and small equipment racks.

### **Architectural**

- AV-enabled room dimensions that exceed a 2:1 ratio of width to height or height to width will introduce challenges to media viewing and will be avoided where possible.
- Seating design will consider optimal sightlines for viewing images on projection screens and flat panel displays, and will not include positions that exceed 45 degrees horizontally off the display's center axis. Best practices will limit vertical viewing angles to 30 degrees.
- Certain AV enabled rooms require the support of full-size equipment racks which require 36 inches of front and rear access.
- AV requirements will be considered when setting appropriate finished space heights. Room depths are a major factor in determining appropriate screen sizes, because screen heights are sized to ensure the viewing of displayed information by those furthest from the screen - often referred to as the "least favored viewer". For typical conference spaces or classrooms the bottom of a projected image will not display below 48 inches above finished floor to minimize the possibility of blocking the view from a meeting participant seated in front of another. In other larger room types it may be higher. These factors combine to determine the most appropriate minimum height for a finished ceiling to permit the most appropriate AV design to be included.

### **Interiors**

- Architect will carefully select floor and surface finishes to avoid light reflectivity at the floor, furniture surfaces and detailed surface patterns that adversely affect video capture for distance learning and videoconferencing.
- Floor boxes will be provided beneath tables, lecterns, and other locations in presentation spaces.
- Millwork with AV equipment is designed with the proper sizing, ventilation (including either active or passive), access and cable management. Sliding and rotating equipment racks can be used in millwork without rear access.
- Furniture with AV interfaces such as touch panels, source inputs, and wired microphones will be coordinated to match finishes and accessibility that meets user needs.

### **Specific characteristics of AV infrastructure include:**

- Industry standard AV back boxes to support video wall and flat panel display locations, structural mounting, and pathways for combined services of power, telecommunications, AV connectivity.
- Projection screens and their associated structural mounting.
- Video projector mounting components including vibration resistant structural mounts and extension columns.
- Conduit feeds to/from all input/output devices to a localized pull-box in areas with exposed ceiling.
- From each localized pull-box, conduits are required to support AV cabling back to the location where the AV equipment is located.

### **SYSTEMS**

Systems refers to particular AV devices which have specific costs and capabilities associated with them. Systems can be thought of as furniture, projectors, racks, etc. Cabling is also considered part of the systems package because selection of specific AV system elements govern which type of cable is used (i.e. coaxial, twisted pair, etc.).

Specific characteristics of AV systems included as a part of the design as detailed below:

- Wide aspect ratio native resolution video projectors and flat panel displays are specified.
- A control system is specified for each space with AV elements. This system may or may not be network based depending on system requirements.
- AV systems in this facility are self-contained with equipment residing in lecterns or in-room racks.
- Owner furnished digital sources are supported both wired and wirelessly.
- Audio to be reinforced as needed with all ADA requirements for assistive listening being met

The following spaces will receive audio visual systems:

**Soils, Fluids and Construction Science and Management Labs:** These labs will each have one ceiling recessed motorized projection screen with a ceiling mounted projector for showing presentations. Sources available for display in these rooms are: user furnished laptop or other auxiliary user furnished portable equipment via wired connection at the wall or a wireless presentation system. Ceiling pendant loudspeakers will be used for program audio. A wall mounted keypad controller will be provided. All processing equipment will reside in a storage box at the projector.

**Conference Room:** This room will have a wall mounted flat panel display for showing presentations and web conferencing. Sources available for display are: owner furnished full-size computer and user furnished laptop or other auxiliary user furnished portable equipment via wired connection at the table or a wireless presentation system. A wall mounted camera and table mounted microphone will be used to accommodate web conferencing (web conferencing will be achieved through an owner furnished personal computer). Ceiling recessed loudspeakers will be used for program audio. A control system with a table mounted wired control panel will be provided. All processing equipment will reside in an equipment rack located in the room.

**Classrooms:** The classrooms will each have one or two ceiling recessed motorized projection screens with ceiling mounted projectors for showing presentations. There will also be one or two

small interactive flat panel displays on the lectern for the instructor's use. Sources available for display are: owner furnished full-size computer, document camera, and user furnished laptop or other auxiliary user furnished portable equipment via wired connection at the lectern. A wired and wireless microphone will be available for speech reinforcement. Ceiling recessed loudspeakers will be used for program audio and speech reinforcement. A control system with a lectern mounted wired control panel will be provided. All processing equipment will reside in an equipment rack located in the lectern.

Physics Classroom: This classroom will have two ceiling recessed motorized projection screens with ceiling mounted projectors for showing presentations. There will also be two small flat panel displays on the lectern for the instructor's use and eight pairs of ceiling hung or wall mounted flat panel displays. Sources available for display are: owner furnished full-size computer, document camera and user furnished laptop or other auxiliary user furnished portable equipment via wired connection at the lectern or a wireless presentation system. A wired and wireless microphone will be available for speech reinforcement. Ceiling recessed loudspeakers will be used for program audio and speech reinforcement. A control system with a lectern mounted wired control panel will be provided. Hands-on user operable equipment will reside in the lectern. All processing equipment will reside in an equipment rack located in the room.

## **ELECTRONIC SECURITY REQUIREMENTS**

### **GENERAL DESCRIPTION**

The R. F. Mitte Engineering Building will have electronic security systems including, but not limited to, access control, intrusion detection, duress call, and surveillance. This document provides a summary of the electronic security systems to be used. Electronic security systems adhere to current Texas State University Construction Standards and are consistent with UPD (University Police Department), access services and owner's security representative requirements, practices, policies and procedures. The electronic security system design is also based upon owner and end-user preference and direction.

### **ELECTRONIC SECURITY SYSTEM DESCRIPTION**

**Electronic Access Control:** This system consists of an electrical/mechanical door locking system that uses an access card as the access credential. The system includes an electric door-locking mechanism, card reader located adjacent the door, door status sensor, door prop alarm and a request to exit device. Typical system configuration is card or schedule-controlled entry with free exiting. All controlled doors shall have a keyed, mechanical override.

**Video Surveillance:** This system provides electronic surveillance using high-resolution, Internet Protocol (IP) cameras; monitoring security sensitive areas for alarm assessment and forensic review.

### **Campus Security Systems**

- The access control, intrusion detection, and electronic surveillance systems design is based upon the existing campus security systems and Texas State University construction standards.
- The control and monitoring platform includes the Cbord Group CS Gold/CS Access product for access control and intrusion detection, and the DVTel Latitude Network Video Management product for electronic surveillance.



- Access Control and intrusion detection field devices will include HID I-Class card readers and Cbord V series data gathering panels.
- Surveillance system field devices include DVTel cameras.

## **BUILDING SYSTEMS COORDINATION**

The facility shall include the coordination of the following electronic security infrastructure:

- Horizontal distribution system
- Spaces and pathways
- Device wiring requirements for security
- Security racks, patch panels and termination blocks
- Architectural, electrical, and HVAC requirements for security systems
- Electric door locking hardware for security

## **SECURITY STANDARDS AND REFERENCES**

The electronic security system design is based upon R. F. Mitte Engineering Building program requirements and University security requirements, and owner and user-group requirements. The electronic security system design complies with and/or follow the following standards and references:

- Federal, State, and Local codes, regulations and ordinances
- National Fire Protection Association 101: Life Safety Code
- National Fire Protection Association 730: Guide for Premises Security
- National Fire Protection Association 731: Standard for the Installation of Electronic Premises Security
- Underwriters Laboratory and American National Standards Institute (UL/ANSI) Applicable Standards
- Telecommunications Industry Association (TIA) Applicable Standards
- BICSI Electronic Safety and Security Design Reference Manual (ESSDRM)
- Crime Prevention Through Environmental Design (CPTED)
- Family Educational rights and Privacy Act (FERPA)
- Texas Accessibility Standards (TAS)
- UPD Security Planning and Design Guidelines
- Texas State University Security System Alarm Policy
- Texas State University Minimum Building Security Standard
- Texas State University Security Standard Installation Practices
- Texas State University Video and CCTV Security Systems Policy
- Security design shall meet current Texas State University specifications and standards at time of Design Development Package/Guaranteed Maximum Price approval

## **SECURITY CONNECTIVITY**

The security horizontal cabling will terminate in a wall mounted data gathering panels on each floor in designated, conditioned, secure rooms.

The security cabling system standard will be a minimum of four (4) conductors to each device and a minimum of eight (8) conductors to card readers.

All security device wiring will be home run from the head end panels (point of termination) to the security device location (point of origin).

Network surveillance video will be run from the cameras (point of origin) to the head end equipment on a cabling distance basis.

## **DESIGN ASSUMPTIONS**

Surveillance cameras will be located to provide situational awareness throughout the facility for alarm assessment and forensic review.

Surveillance cameras will view and record activity at:

- Facility entrances and elevator lobbies with sufficient resolution to make personal identification
- Stairwells, duress buttons and emergency phones
- Security sensitive areas

Surveillance camera images will be recorded and stored for forensic review. Recording will be based upon the following:

- Cameras record on detection of motion or detection of an alarm in the area
- Video images will be available for 30 days based on reasonable estimates of activity in the facility

Electronic security systems will be compatible with and connected to Texas State University campus existing systems.

Facility infrastructure is designed with pathways and spaces that will support state-of-the-art security applications.

Security cabling terminations will be in wall mounted panels or rack mounted equipment.

Grounding and bonding connection to a single reference point is required.

**TAB 5**  
**DETAILED COST ESTIMATE**





**HILL & WILKINSON**  
GENERAL CONTRACTORS

Texas State University R.F. Mitte Space Reconfiguration  
San Marcos, Texas

February 25, 2019

5810 Trade Center Drive  
Building 1, Suite 200  
Austin, TX 78744  
Sylvia Castorena  
512-287-6309 Mian  
512-287-6301 Direct  
512-233-0819 Fax

100% DD BUDGET BUDGET RECONCILIATION		100%DD RECONCILED BUDGET COST ESTIMATE H & W 2.22.19	100%DD RECONCILED BUDGET COST ESTIMATE HALFORD BUSBY 2.22.19	VARIANCE
DESCRIPTION				
10000	SITE PLANNING & LOGISTICS	\$ 107,089	\$ 172,773	\$ 65,684
20000	EXISTING CONDITIONS	\$ 80,342	\$ 41,784	\$ (38,558)
30000	CONCRETE	\$ 69,533	\$ 59,785	\$ (9,748)
40000	MASONRY	\$ 85,205	\$ 90,473	\$ 5,268
50000	METALS	\$ 150,837	\$ 22,500	\$ (128,337)
60000	WOODS, PLASTICS, AND COMPOSITE	\$ 19,451	\$ 51,860	\$ 32,409
70000	THERMAL AND MOISTURE PROTECTION	\$ 58,402	\$ 35,478	\$ (22,924)
80000	OPENINGS	\$ 78,578	\$ 194,450	\$ 115,872
90000	FINISHES	\$ 247,159	\$ 262,478	\$ 15,319
100000	SPECIALTIES	\$ 105,221	\$ 66,000	\$ (39,221)
110000	EQUIPMENT	\$ 75,049	\$ 45,000	\$ (30,049)
120000	FURNISHINGS		\$ -	\$ -
130000	SPECIALTY CONSTRUCTION	\$ -	\$ -	\$ -
140000	CONVEYING EQUIPMENT	\$ -	\$ -	\$ -
210000	FIRE SUPPRESSION	\$ 45,362	\$ 20,818	\$ (24,544)
220000	PLUMBING	\$ 81,488	\$ 247,692	\$ 166,205
230000	MECHANICAL	\$ 203,289	\$ 230,135	\$ 26,847
260000	ELECTRICAL	\$ 554,859	\$ 541,935	\$ (12,924)
270000	COMMUNICATIONS	\$ 151,653	\$ 105,580	\$ (46,073)
280000	ELECTRONIC SAFETY AND SECURITY	\$ 39,331	\$ 57,465	\$ 18,134
310000	EARTHWORK	\$ 18,240	\$ 4,130	\$ (14,110)
320000	EXTERIOR IMPROVEMENTS	\$ 419	\$ 2,250	\$ 1,831
330000	UTILITIES	\$ -		\$ -
	SUBTOTAL:	\$ 2,171,506	\$ 2,252,586	\$ 81,080
	GENERAL CONDITIONS	\$ 286,288	\$ 221,429	\$ (64,859)
	SUBTOTAL:	\$ 2,457,794	\$ 2,474,015	\$ 16,221
	ESCALATION CONTINGENCY	\$ -	\$ -	
	CONTRACTOR CONTINGENCY	\$ 245,779	\$ 247,401	\$ 1,622
	SUBTOTAL:	\$ 2,703,573	\$ 2,721,416	\$ 17,843
	CONTRACTOR FEE	\$ 208,818	\$ 195,125	\$ (13,693)
	<b>TOTAL:</b>	<b>\$ 2,912,391</b>	<b>\$ 2,916,542</b>	<b>\$ 4,151</b>
			<b>DELTA</b>	<b>0.14%</b>

ALTERNATES:

Alt #1 - Fountain Modifications	\$ 81,479
Alt #2 - Physics Classroom Renovation	\$ 392,540
Alt #3 - N/A	
Alt #4 - Add Canopy to Aggregate Bins	\$ 108,996
Alt #5a - Renovate Physics Lab - Level 5	\$ 291,579
Alt #5b - Renovate Classroom and Electronics Lab - Level 5	\$ 280,400
Total Cost for Alternates:	\$ 1,154,994



Texas State University R.F. Mitte Space Reconfiguration  
San Marcos, Texas

February 7, 2019

5810 Trade Center Blvd  
Building 1, Suite 200  
Austin, TX 78744  
Sylvia Castorena  
512-287-6309 Main

ALTERNATES		BASE BID	
LEVEL 2:	1,940	AGGREGATE BINS:	480
LEVEL 3:	1,971	LEVEL 1:	18,297
LEVEL 4:	2,110	LEVEL 5:	2,672
<b>TOTAL SF:</b>	<b>6,021</b>	<b>TOTAL SF:</b>	<b>22,367</b>
		<b>SITE AREA (AC):</b>	<b>3.0</b>

100% Design Development Budget

DESCRIPTION	TOTAL	COST / SF
1 DESIGN   ENGINEERING   PRECONSTRUCTION	\$ -	\$ -
2 SITE PLANNING & LOGISTICS	\$ 107,089	\$ 4.79
3 DEMOLITION	\$ 80,342	\$ 3.59
4 CONCRETE	\$ 69,533	\$ 3.11
5 MASONRY	\$ 85,205	\$ 3.81
6 STRUCTURAL & MISCELLANEOUS STEEL	\$ 150,837	\$ 6.74
7 ROUGH CARPENTRY	\$ 13,056	\$ 0.58
8 FINISH CARPENTRY	\$ 6,395	\$ 0.29
9 WATERPROOFING   SEALANTS	\$ 15,214	\$ 0.68
10 ROOFING	\$ 36,200	\$ 1.62
11 METAL PANELS	\$ -	\$ -
12 FIREPROOFING	\$ 6,988	\$ 0.31
13 DOORS   FRAMES   HARDWARE	\$ 28,026	\$ 1.25
14 SPECIAL FUNCTION DOORS   DOCK EQUIPMENT	\$ 19,437	\$ 0.87
15 GLASS   GLAZING	\$ 31,115	\$ 1.39
16 LOUVERS   VENTS	\$ -	\$ -
17 DRYWALL   ACOUSTICAL	\$ 96,425	\$ 4.31
18 PLASTER	\$ 28,704	\$ 1.28
19 FLOORING	\$ 41,794	\$ 1.87
20 PAINT   WALLCOVERING	\$ 80,236	\$ 3.59
21 SPECIALTIES	\$ 105,221	\$ 4.70
22 EQUIPMENT	\$ -	\$ -
23 FURNISHINGS	\$ 75,049	\$ 3.36
24 SPECIALTY CONSTRUCTION	\$ -	\$ -
25 CONVEYING EQUIPMENT	\$ -	\$ -
26 FIRE SUPPRESSION	\$ 45,362	\$ 2.03
27 MECHANICAL	\$ 284,776	\$ 12.73
28 ELECTRICAL	\$ 554,859	\$ 24.81
29 VOICE   DATA	\$ 151,653	\$ 6.78
30 SECURITY   ACCESS CONTROL	\$ 39,331	\$ 1.76
31 EARTHWORK	\$ 18,240	\$ 0.82
32 SITE SPECIALTIES	\$ 419	\$ 0.02
33 LANDSCAPE   IRRIGATION	\$ -	\$ -
34 UTILITIES	\$ -	\$ -
35 SUBTOTAL:	\$ 2,171,506	\$ 97.09
36 GENERAL CONDITIONS	\$ 286,288	\$ 12.80
37 SUBTOTAL:	\$ 2,457,794	\$ 109.88
38 BUILDERS RISK INSURANCE	w/ Fee	\$ -
39 LIABILITY / UMBRELLA	w/ Fee	\$ -
40 SUBGUARD	Included	\$ -
41 BUILDING PERMIT ALLOWANCE	Excluded	\$ -
42 P & P BOND	w/ Fee	\$ -
43 SUBTOTAL:	\$ 2,457,794	\$ 109.88
44 CONTRACTOR CONTINGENCY	10.00%	\$ 245,779
45 SUBTOTAL:	\$ 2,703,573	\$ 120.87
46 CONTRACTOR FEE	7.17%	\$ 208,818
47 SUBTOTAL:	\$ 2,912,391	\$ 130.21
48 RENOVATION TAX (INCLUDING FEE)	N/A	\$ -
49 TOTAL:	\$ 2,912,391	\$ 130.21

ESTIMATE DETAIL

DESCRIPTION	QUANTITY	UNIT	U P	TOTAL
<b>DESIGN   ENGINEERING   PRECONSTRUCTION</b>				
<b>SUBTOTAL DESIGN   ENGINEERING   PRECONSTRUCTION</b>				0

DESCRIPTION	QUANTITY	UNIT	U P	TOTAL
<b>Division 01</b>				
<b>SITE PLANNING &amp; LOGISTICS</b>				
<b>SITE LOGISTICS</b>				
Construction Fence	500	LF	3.50	1,750
Windscreen	500	LF	2.50	1,250
Construction Gates - 24' x 6' Double Swing	2	SET	300.00	600
Jobsite Security Guard	Excluded			Excluded
Water Consumption During Construction - at H&W Trailer	By Owner			By Owner
-Water Service to H&W's Trailer	w/Plumbing			w/Plumbing
-Water Meter for Trailer	1	LS		Included
Electrical Consumption During Construction	By Owner			By Owner
Electrical Consumption at Start Up of Building Systems	by Owner			by Owner
Temporary Toilets	11.0	MO	584.00	6,424
Erosion Control	1	LS	5,000.00	5,000
<b>CLEAN UP</b>				
Progress Clean Up	47.0	WKS	1,030.00	48,410
Building Final Clean	22,367	SF	0.48	10,655
Dumpsters	66	LDS	500.00	33,000
Trash Chute	N/A			N/A
<b>TESTING &amp; INSPECTION</b>				
Materials Testing & Inspection Lab	by Owner			by Owner
Tax Exempt	1	LS		Included
Comply with H&W Instructions to Bidders and Exhibits	N/A			N/A
Comply with H&W Schedule	N/A			N/A
Addendum Issued	0	EA		Included
H&W Addendum / Clarifications Issued	0	EA		Included
CCIP - Project Not Enrolled	N/A			N/A
Minority Participation	N/A			N/A
Enrolled in or Completed H&W Prequalification Process	1	LS		Included
<b>SUBTOTAL SITE PLANNING &amp; LOGISTICS</b>				107,089

DESCRIPTION	QUAN.	UNIT	U P	TOTAL
<b>Division 2</b>				
<b>DEMOLITION</b>				
<b>ADDITION</b>				
<b>ABATEMENT OF HAZARDOUS/CONTAMINATED MATERIALS</b>				
N / A				by Owner


	<b>STORAGE BINS</b>	1 LS	15,475.00	15,475
	<b>ABATEMENT OF HAZARDOUS/CONTAMINATED MATERIALS</b>	by Owner		by Owner
	<b>SITE DEMOLITION</b>	1 LS		Included
	Remove Existing Aggregate Storage Bins	1 LS		Included
	Demo Existing Concrete at Aggregate Storage Bins	1,543 SF	5.00	7,715
	Sawcutting	198 LF	5.00	990
	Demo Bollards	6 EA	170.00	1,020
	Demo Accessible Parking Signs/Posts	2 EA	100.00	200
	Remove Concrete Wash Out Basin	Excluded		Excluded
	<b>BUILDING DEMOLITION</b>			
	Remove Canopy above Storage Bins	1 LS		Included
	<b>1ST FLOOR</b>	1 LS	24,750.00	24,750
	<b>ABATEMENT OF HAZARDOUS/CONTAMINATED MATERIALS</b>	by Owner		by Owner
	<b>INTERIOR DEMOLITION</b>			
	Interior Demolition	1 LS		Included
	-Remove Interior Partitions	363 LF		Included
	-Remove Interior Doors	15 LVS		Included
	-Remove Millwork	122 LF		Included
	-Remove Ceilings	3,102 SF		Included
	-Remove Devices Mounted in Ceilings - Light Fixtures, etc.	1 LS		Included
	Remove Walls at Compressor Room	1 LS	5,395.00	5,395
	Demolish Walls at Compressor Room	1 LS		Included
	Remove/Relocate Existing 400 GAL. Compressed Air Receiver Tank and Ass. Piping and Housekeepi	1 LS		Included
	Remove Existing Crane	By Others		By Others
	<b>MISCELLANEOUS</b>			
	Dispose of Debris Off-Site	1 LS		Included
	Temporary Partitions (incl removal)	250 LF ALLOW	35.00	8,750
	<b>5TH FLOOR</b>	1 LS	5,310.00	5,310
	<b>ABATEMENT OF HAZARDOUS/CONTAMINATED MATERIALS</b>	by Owner		by Owner
	<b>INTERIOR DEMOLITION</b>			
	Interior Demolition	1 LS		Included
	-Remove Interior Partitions	90 LF		Included
	-Remove Interior Doors	8 LVS		Included
	-Remove Millwork	40 LF	20.00	800
	-Remove Flooring	2,649 SF		Included
	-Remove Ceilings	1,884 SF		Included
	-Remove Devices Mounted in Ceilings - Light Fixtures, etc.	1 LS		Included
	<b>MISCELLANEOUS</b>			
	Dispose of Debris Off-Site	1 LS		Included
	Temporary Partitions (incl removal)	250 LF ALLOW	35.00	8,750
	Tax Exempt	1 LS		Included
	Comply with H&W Instructions to Bidders and Exhibits	N/A		N/A
	Comply with H&W Schedule	N/A		N/A
	Addendum Issued	0 EA		Included
	H&W Addendum / Clarifications Issued	0 EA		Included
	CCIP - Project Not Enrolled	N/A		N/A
	Minority Participation	N/A		N/A
	Enrolled in or Completed H&W Prequalification Process	1 LS		Included
	Progress clean up	1 LS	-	Included
	Subguard	1 LS	1,187.00	1,187
<b>SUBTOTAL DEMOLITION</b>				80,342



DESCRIPTION	QUAN.	UNIT	U P	TOTAL
<b>Division 3</b>				
<b>CONCRETE</b>				
<b>ADDITION</b>				
<b>BUILDING CONCRETE</b>				
5" Slab-On Grade	918	SF		Included
Straight Sided Piers	6	EA	2,400.00	14,400
Grade Beams	121	LF	125.00	15,125
Slab-on-Grade	918	SF	10.00	9,180
15 MIL Vapor Retarder	918	SF		Included
Layout from HWL Control	1	LS		Included
<b>STORAGE BINS</b>				
<b>SITE CONCRETE</b>				
Concrete Pad for Aggregate Bins	480	SF ALLOW	30.00	14,400
Reinforced Rigid Concrete	148	SF	30.00	4,440
Berm - 6" Mountable Curb	48	LF	20.00	960
Concrete Water Basin		Excluded		Excluded
<b>1ST FLOOR</b>				
<b>MISCELLANEOUS</b>				
Housekeeping Pads	1	ALLOW	10,000.00	10,000
<b>5TH FLOOR</b>				
N / A				
Straight Sided Piers	12	EA		Included
Grade Beams	157	LF		Included
Slab-on-Grade	1,446	SF		Included
Tax Exempt	1	LS		Included
Comply with H&W Instructions to Bidders and Exhibits	N/A			N/A
Comply with H&W Schedule	N/A			N/A
Addendum Issued	0	EA		Included
H&W Addendum / Clarifications Issued	0	EA		Included
CCIP - Project Not Enrolled	N/A			N/A
Minority Participation	N/A			N/A
Enrolled in or Completed H&W Prequalification Process	1	LS		Included
Progress clean up	1	LS	-	Included
Subguard	1	LS	1,028.00	1,028
<b>SUBTOTAL CONCRETE</b>				69,533

DESCRIPTION	QUAN.	UNIT	U P	TOTAL
<b>Division 4</b>				
<b>MASONRY</b>				
<b>ADDITION</b>				
<b>CMU</b>				
CMU backup for New Storage Building	2,352	SF	28.00	65,856
Rebar in CMU	1	LS		Included
Install HM Door Frames in CMU	1	EA	120.00	120
Grout HM Door Frames in Ext Wall (E7/A601 typ)	1	EA	50.00	50
<b>MISCELLANEOUS</b>				
Scaffolding & Hoisting	1	LS		Included
<b>STORAGE BINS</b>				
<b>CMU</b>				

CMU for New Aggregate Storage Bins		640 SF	28.00	17,920
	<b>MISCELLANEOUS</b>			
Scaffolding & Hoisting		1 LS		Included
	<b>1ST FLOOR</b>			
N / A				
	<b>5TH FLOOR</b>			
N / A				
Tax Exempt		1 LS		Included
Comply with H&W Instructions to Bidders and Exhibits		N/A		N/A
Comply with H&W Schedule		N/A		N/A
Addendum Issued		0 EA		Included
H&W Addendum / Clarifications Issued		0 EA		Included
CCIP - Project Not Enrolled		N/A		N/A
Minority Participation		N/A		N/A
Enrolled in or Completed H&W Prequalification Process		1 LS		Included
Progress clean up		1 LS	-	Included
Subguard		1 LS	1,259.00	1,259



**SUBTOTAL MASONRY**

85,205

DESCRIPTION	QUAN.	UNIT	U P	TOTAL
<b>Division 5</b>				
<b>STRUCTURAL &amp; MISCELLANEOUS STEEL</b>				
<b>ADDITION</b>				
<b>STRUCTURAL STEEL, JOISTS &amp; METAL DECK</b>				
Structural Steel Framing at Material Storage Addition	918	SF	43.57	39,995
-Columns, Beams, and Joists	1	LS		Included
Roof Deck at Material Storage Room	1	LS		Included
-Columns, Beams, and Joists	1	LS		Included
<b>MISCELLANEOUS STEEL</b>				
Misc Steel	918	SF	3.00	2,754
Metal Ladder with Safety Cage		N/A		N/A
Downspout Protection	1	LS		Included
Equipment Supports	1	LS		Included
Countertop Supports	1	LS		Included
Framing for Overhead Coiling Doors at Material Storage Room	8	LF		Included
<b>ERECTION</b>				
Erection	1	LS		Included
<b>STORAGE BINS</b>				
<b>STRUCTURAL STEEL, JOISTS &amp; METAL DECK</b>				
N / A				
<b>MISCELLANEOUS STEEL</b>				
Misc Steel	480	SF	3.00	1,440
Bollards	15	EA	327.88	4,918
<b>ERECTION</b>				
N / A	1	LS		Included
<b>1ST FLOOR</b>				
<b>STRUCTURAL STEEL, JOISTS &amp; METAL DECK</b>				
N / A				
<b>MISCELLANEOUS STEEL</b>				
Misc Steel	18,297	SF	5.00	91,485
Framing for Overhead Coiling Door at CSM Lab & Storage	10	LF		Included

	<b>ERECTION</b>			
Erection		1 LS		Included
	<b>5TH FLOOR</b>			
	<b>STRUCTURAL STEEL, JOISTS &amp; METAL DECK</b>			
N / A				
	<b>MISCELLANEOUS STEEL</b>			
Misc Steel		2,672 SF	3.00	8,016
	<b>ERECTION</b>			
Erection		1 LS		Included
Tax Exempt		1 LS		Included
Comply with H&W Instructions to Bidders and Exhibits		N/A		N/A
Comply with H&W Schedule		N/A		N/A
Addendum Issued		0 EA		Included
H&W Addendum / Clarifications Issued		0 EA		Included
CCIP - Project Not Enrolled		N/A		N/A
Minority Participation		N/A		N/A
Enrolled in or Completed H&W Prequalification Process		1 LS		Included
Progress clean up		1 LS	-	Included
Subguard		1 LS	2,229.00	2,229
<b>SUBTOTAL STRUCTURAL &amp; MISCELLANEOUS STEEL</b>				150,837

DESCRIPTION	QUAN.	UNIT	U P	TOTAL
<b>Division 6</b>				
<b>ROUGH CARPENTRY</b>				
<b>ADDITION</b>				
Interior Blocking	918	SF	0.53	489
Roof Blocking at Material Storage Addition	918	SF	0.65	597
Plywood at Roof Parapet	1	LS		Included
Consumables	1	LS	54.30	54
<b>STORAGE BINS</b>				
N / A				
<b>1ST FLOOR</b>				
Interior Blocking	18,297	SF	0.53	9,742
In-Wall Blocking at Finish Carpentry	1	LS		Included
In-Wall Blocking at Interior Windows	1	LS		Included
In-Wall Blocking at Misc Specialties	1	LS		Included
Consumables	1	LS	487.10	487
<b>5TH FLOOR</b>				
Interior Blocking	2,672	SF	0.53	1,423
In-Wall Blocking at Finish Carpentry	1	LS		Included
In-Wall Blocking at Misc Specialties	1	LS		Included
Consumables	1	LS	71.15	71
Tax Exempt	1	LS		Included
Comply with H&W Instructions to Bidders and Exhibits	N/A			N/A
Comply with H&W Schedule	N/A			N/A
Addendum Issued	0	EA		Included
H&W Addendum / Clarifications Issued	0	EA		Included
CCIP - Project Not Enrolled	N/A			N/A
Minority Participation	N/A			N/A
Enrolled in or Completed H&W Prequalification Process	1	LS		Included
Progress clean up	1	LS	-	Included

Subguard	1	LS	193.00	193
<b>SUBTOTAL ROUGH CARPENTRY</b>				13,056

DESCRIPTION	QUAN.	UNIT	U P	TOTAL
<b>Division 6</b>				
<b>FINISH CARPENTRY</b>				
<b>ADDITION</b>				
N / A				
<b>STORAGE BINS</b>				
N / A				
<b>1ST FLOOR</b>				
P. Lam Cabinets & Countertops - Base	18	SF	350.00	6,300
<b>5TH FLOOR</b>				
N / A				
Tax Exempt	1	LS		Included
Comply with H&W Instructions to Bidders and Exhibits	N/A			N/A
Comply with H&W Schedule	N/A			N/A
Addendum Issued	0	EA		Included
H&W Addendum / Clarifications Issued	0	EA		Included
CCIP - Project Not Enrolled	N/A			N/A
Minority Participation	N/A			N/A
Enrolled in or Completed H&W Prequalification Process	1	LS		Included
Progress clean up	1	LS	-	Included
Subguard	1	LS	95.00	95
<b>SUBTOTAL FINISH CARPENTRY</b>				6,395

DESCRIPTION	QUAN.	UNIT	U P	TOTAL
<b>Division 7</b>				
<b>WATERPROOFING   SEALANTS</b>				
<b>ADDITION</b>				
<b>WATERPROOFING</b>				
Bituminous Sheet Waterproofing		Excluded		Excluded
<b>AIR BARRIER</b>				
Fluid-Applied Membrane Air Barrier -on Gyp Sheathing behind Plaster	1,240	SF TOT	4.50	5,580
<b>RIGID INSULATION</b>				
Rigid Insulation behind Stucco	1,240	SF	3.00	3,720
<b>SEALANTS</b>				
Building Sealants	918	SF	0.75	689
<b>MISCELLANEOUS</b>				

Waterproofing Consultant		1 LS	5,000.00	5,000
	<b>STORAGE BINS</b>			
N / A				
	<b>1ST FLOOR</b>			
N / A				
	<b>5TH FLOOR</b>			
N / A				
Tax Exempt		1 LS		Included
Comply with H&W Instructions to Bidders and Exhibits		N/A		N/A
Comply with H&W Schedule		N/A		N/A
Addendum Issued		0 EA		Included
H&W Addendum / Clarifications Issued		0 EA		Included
CCIP - Project Not Enrolled		N/A		N/A
Minority Participation		N/A		N/A
Enrolled in or Completed H&W Prequalification Process		1 LS		Included
Progress clean up		1 LS	-	Included
Subguard		1 LS	225.00	225




**SUBTOTAL WATERPROOFING | SEALANTS**

15,214


DESCRIPTION	QUAN.	UNIT	U P	TOTAL
<b>Division 7</b>				
<b>ROOFING</b>				
<b>ADDITION</b>				
<b>MOD BIT ROOFING</b>				
Roof Patching Allowance	1	ALLOW	10,000.00	10,000
Mod Bit Membrane Roof - 2-Ply - at Material Storage Addition	918	SF TOT	25.23	23,165
Mfrs - Siplast, Soprema, Johns-Manville, GAF, U.S. Ply	1	LS		Included
4" Rigid Polysio - R-25	1	LS		Included
1/2" Coverboard	1	LS		Included
Tapered - based on Roof Framing Plan	1	LS		Included
Walkway Pads		N/A		N/A
Lightning Protection Pads		N/A		N/A
Warranty - Mfr 20-Yr NDL	1	LS		Included
Warranty - Installer 2-Yr	1	LS		Included
<b>ROOF SPECIALTIES</b>				
Metal Coping at Material Storage addition	62	LF		Included
Gutters & Downspouts at Material Storage Room	62	LF		Included
<b>ROOF ACCESSORIES</b>				
Roof Hatch - at Material Storage addition	1	EA	2,500.00	2,500
<b>STORAGE BINS</b>				
N / A				
	<b>1ST FLOOR</b>			
N / A				
	<b>5TH FLOOR</b>			
N / A				
Tax Exempt		1 LS		Included
Comply with H&W Instructions to Bidders and Exhibits		N/A		N/A
Comply with H&W Schedule		N/A		N/A
Addendum Issued		0 EA		Included
H&W Addendum / Clarifications Issued		0 EA		Included

CCIP - Project Not Enrolled	N/A		N/A
Minority Participation	N/A		N/A
Enrolled in or Completed H&W Prequalification Process	1 LS		Included
Progress clean up	1 LS	-	Included
Subguard	1 LS	535.00	535



**SUBTOTAL ROOFING** 36,200

DESCRIPTION	QUAN.	UNIT	U P	TOTAL
<b>Division 7</b>				
<b>METAL PANELS</b>				
ADDITION				
N/A				
STORAGE BINS				
N/A				
1ST FLOOR				
N/A				
5TH FLOOR				
N/A				
Tax Exempt	1 LS			Included
Comply with H&W Instructions to Bidders and Exhibits	N/A			N/A
Comply with H&W Schedule	N/A			N/A
Addendum Issued	0 EA			Included
H&W Addendum / Clarifications Issued	0 EA			Included
CCIP - Project Not Enrolled	N/A			N/A
Minority Participation	N/A			N/A
Enrolled in or Completed H&W Prequalification Process	1 LS			Included
Progress clean up	1 LS		-	Included
Subguard	1 LS		-	Included



**SUBTOTAL METAL PANELS** 0

DESCRIPTION	QUAN.	UNIT	U P	TOTAL
<b>Division 7</b>				
<b>FIREPROOFING</b>				
ADDITION				
Fireproofing at Addition	918	SF ALLOW	7.50	6,885
STORAGE BINS				
N / A				
1ST FLOOR				
N / A				
5TH FLOOR				


N / A

Tax Exempt	1 LS		Included
Comply with H&W Instructions to Bidders and Exhibits	N/A		N/A
Comply with H&W Schedule	N/A		N/A
Addendum Issued	0 EA		Included
H&W Addendum / Clarifications Issued	0 EA		Included
CCIP - Project Not Enrolled	N/A		N/A
Minority Participation	N/A		N/A
Enrolled in or Completed H&W Prequalification Process	1 LS		Included
Progress clean up	1 LS	-	Included
Subguard	1 LS	103.00	103



**SUBTOTAL FIREPROOFING** 6,988

DESCRIPTION	QUAN.	UNIT	U P	TOTAL
<b>Division 8</b>				
<b>DOORS   FRAMES   HARDWARE</b>				
<b>ADDITION</b>				
HM Door Frames	1	EA	250.00	250
HM Doors	1	LVS	325.00	325
Hardware	1	LVS ALLOW	650.00	650
Install Doors & Hardware	1	LVS	228.00	228
Consumables	1	LS	23.00	23
Access Panels	10	EA	150.00	1,500
<b>STORAGE BINS</b>				
N / A		N/A		N/A
<b>1ST FLOOR</b>				
HM Door Frames	7	EA	250.00	1,625
Sidelite at (New) Interior Doors	2	LVS	200.00	400
Wood Doors - Solid Core	5	LVS	350.00	1,750
Double Wood Doors - Solid Core	3	LVS	350.00	1,050
Hardware	8	LVS ALLOW	650.00	5,200
Install Doors & Hardware	8	LVS	228.00	1,824
Consumables	1	LS	182.00	182
<b>5TH FLOOR</b>				
HM Door Frames	8	EA	250.00	2,000
Sidelite at (New) Interior Doors	3	LVS	200.00	600
Wood Doors - Solid Core	8	LVS	350.00	2,800
Hardware	8	LVS ALLOW	650.00	5,200
Install Doors & Hardware	8	LVS	228.00	1,824
Consumables	1	LS	181.00	181
Tax Exempt	1 LS			Included
Comply with H&W Instructions to Bidders and Exhibits	N/A			N/A
Comply with H&W Schedule	N/A			N/A
Addendum Issued	0 EA			Included
H&W Addendum / Clarifications Issued	0 EA			Included
CCIP - Project Not Enrolled	N/A			N/A
Minority Participation	N/A			N/A
Enrolled in or Completed H&W Prequalification Process	1 LS			Included
Progress clean up	1 LS	-		Included
Subguard	1 LS		414.00	414



**SUBTOTAL DOORS | FRAMES | HARDWARE**

28,026

DESCRIPTION	QUAN.	UNIT	U P	TOTAL
<b>Division 8</b>				
<b>SPECIAL FUNCTION DOORS   DOCK EQUIPMENT</b>				
<b>ADDITION</b>				
<b>OVERHEAD COILING DOORS</b>				
Cookson Insulated Overhead Coiling Service Doors - Motorized	1	LS	8,485.00	8,485
-10'-0" x 10'-0"	1	EA		Included
Model: ESD-20; Material: 24/24 Gauge, Galvanized Steel; Finish: Standards Baked Enamel	1	LS		Included
Operation: Electric Motor w/ Photo Eyes & Standard Push Button Controls	1	LS		Included
Weatherseal: Full Perimeter	1	LS		Included
Power & Control Wiring		w/ Electrical		w/ Electrical
<b>STORAGE BINS</b>				
<b>OVERHEAD COILING DOORS</b>				
N / A				
<b>1ST FLOOR</b>				
<b>OVERHEAD COILING DOORS</b>				
Cookson Overhead Coiling Fire Door - Motorized	1	LS	10,665.00	10,665
-10'-0" x 10'-0" - 3 HR Fire Rating	1	EA		Included
Model: ERD-10; Material: 22 Gauge, Galvanized Steel; Finish: Standards Baked Enamel	1	LS		Included
Operation: AlarmGard Motor w/ Photo Eyes & Push Button Controls	1	LS		Included
Activatio: Signal From Building Fire Alarm	1	LS		Included
Installation	1	LS		Included
Power & Control Wiring		w/ Electrical		w/ Electrical
<b>5TH FLOOR</b>				
<b>OVERHEAD COILING DOORS</b>				
N / A				
Tax Exempt	1	LS		Included
Comply with H&W Instructions to Bidders and Exhibits		N/A		N/A
Comply with H&W Schedule		N/A		N/A
Addendum Issued	0	EA		Included
H&W Addendum / Clarifications Issued	0	EA		Included
CCIP - Project Not Enrolled		N/A		N/A
Minority Participation		N/A		N/A
Enrolled in or Completed H&W Prequalification Process	1	LS		Included
Progress clean up	1	LS	-	Included
Subguard	1	LS	287.00	287
<b>SUBTOTAL SPECIAL FUNCTION DOORS   DOCK EQUIPMENT</b>				19,437



DESCRIPTION	QUAN.	UNIT	U P	TOTAL
<b>Division 8</b>				
<b>GLASS   GLAZING</b>				
<b>ADDITION</b>				
N/A				N/A
<b>STORAGE BINS</b>				
N/A				N/A
<b>1ST FLOOR</b>				
<b>CURTAIN WALL - EXTERIOR</b>				
N/A				N/A
<b>STOREFRONT - EXTERIOR</b>				
N/A				N/A
<b>STOREFRONT - INTERIOR</b>				
Storefront at Grade Concrete Lab (assuming 8' height for storefront)	160	SF	45.00	7,200
Storefront at Fluids Lab (assuming 8' height for storefront)	88	SF	45.00	3,960
<b>WINDOW - INTERIOR</b>				
Window Wall at First Floor Fluids Lab - assume 3' height	294	SF	45.00	13,230
<b>ALUMINUM DOORS</b>				
Storefront Doors			Excluded	Excluded
<b>MIRRORS</b>				
N/A				N/A
<b>MISCELLANEOUS</b>				
Clean Glass	764	SF	0.15	115
Glass Sidelite at (New) Interior Doors	13	EA	300.00	3,900
Glass in Wood Doors	9	EA	250.00	2,250
<b>5TH FLOOR</b>				
N/A				N/A
Tax Exempt	1	LS		Included
Comply with H&W Instructions to Bidders and Exhibits		N/A		N/A
Comply with H&W Schedule		N/A		N/A
Addendum Issued	0	EA		Included
H&W Addendum / Clarifications Issued	0	EA		Included
CCIP - Project Not Enrolled		N/A		N/A
Minority Participation		N/A		N/A
Enrolled in or Completed H&W Prequalification Process	1	LS		Included
Progress clean up	1	LS	-	Included
Subguard	1	LS	460.00	460
<b>SUBTOTAL GLASS   GLAZING</b>				
				31,115

DESCRIPTION	QUAN.	UNIT	U P	TOTAL
<b>Division 8</b>				
<b>LOUVERS   VENTS</b>				
N/A				N/A
Tax Exempt	1	LS		Included
Comply with H&W Instructions to Bidders and Exhibits		N/A		N/A
Comply with H&W Schedule		N/A		N/A
Addendum Issued	0	EA		Included
H&W Addendum / Clarifications Issued	0	EA		Included
CCIP - Project Not Enrolled		N/A		N/A
Minority Participation		N/A		N/A

Enrolled in or Completed H&W Prequalification Process	1	LS		Included
Progress clean up	1	LS	-	Included
Subguard	1	LS	-	Included




**SUBTOTAL LOUVERS | VENTS**

0

DESCRIPTION	QUAN.	UNIT	U P	TOTAL
<b>Division 9</b>				
<b>DRYWALL   ACOUSTICAL</b>				
<b>ADDITION</b>				
<b>DRYWALL</b>				
N / A				
<b>STORAGE BINS</b>				
N / A				
<b>1ST FLOOR</b>				
<b>DRYWALL</b>				
	1	LS	50,000.00	50,000
Interior partitions framed with 20ga at 16" OC	178	LF		Included
Soffit Framing	1	LS		Included
In-wall fire rated wood blocking	1	LS		Included
5/8" type "X" gypsum	1	LS		Included
Un-faced batt insulation in drywall partitions per partition type	1	LS		Included
Fire & acoustical caulking	1	LS		Included
Gyp Board Ceilings & Soffits	250	SF		Included
Furr Downs	1	LS		Included
Patch and Repair Drywall at Compressor Room	18	LF		Included
<b>LAY-IN CEILINGS</b>				
Acoustical Lay-In Ceilings - 2x2		N/A		N/A
<b>MISCELLANEOUS</b>				
Install HM Frames	7	EA		Included
Layout for Drywall	1	LS		Included
Patch/Repair Finishes at Completion	1	LS		Included
<b>5TH FLOOR</b>				
<b>DRYWALL</b>				
	1	LS	45,000.00	45,000
Interior partitions framed with 20ga at 16" OC	121	LF		Included
Soffit Framing	1	LS		Included
In-wall fire rated wood blocking	1	LS		Included
5/8" type "X" gypsum	1	LS		Included
Un-faced batt insulation in drywall partitions per partition type	1	LS		Included
Fire & acoustical caulking	1	LS		Included
Gyp Board Ceilings & Soffits	31	SF		Included
Furr Downs	1	LS		Included
<b>LAY-IN CEILINGS</b>				
Acoustical Lay-In Ceilings - 2x2	1,870	SF		Included
<b>MISCELLANEOUS</b>				
Install HM Frames	8	EA		Included
Layout for Drywall	1	LS		Included
Patch/Repair Finishes at Completion	1	LS		Included
Tax Exempt	1	LS		Included
Comply with H&W Instructions to Bidders and Exhibits	N/A			N/A
Comply with H&W Schedule	N/A			N/A
Addendum Issued	0	EA		Included
H&W Addendum / Clarifications Issued	0	EA		Included

CCIP - Project Not Enrolled	N/A		N/A
Minority Participation	N/A		N/A
Enrolled in or Completed H&W Prequalification Process	1 LS		Included
Progress clean up	1 LS	-	Included
Subguard	1 LS	1,425.00	1,425



**SUBTOTAL DRYWALL | ACOUSTICAL** 96,425

DESCRIPTION	QUAN.	UNIT	U P	TOTAL
<b>Division 9</b>				
<b>PLASTER</b>				
<b>ADDITION</b>				
Stucco Plaster -at Exterior of Material Storage Addition	1,240	SF	22.00	27,280
<b>STORAGE BINS</b>				
Infill Stucco Plaster at Existing Storage Bin Area	1	LOC	1,000.00	1,000
<b>1ST FLOOR</b>				
N / A				
<b>5TH FLOOR</b>				
N / A				
Tax Exempt	1	LS		Included
Comply with H&W Instructions to Bidders and Exhibits	N/A			N/A
Comply with H&W Schedule	N/A			N/A
Addendum Issued	0	EA		Included
H&W Addendum / Clarifications Issued	0	EA		Included
CCIP - Project Not Enrolled	N/A			N/A
Minority Participation	N/A			N/A
Enrolled in or Completed H&W Prequalification Process	1	LS		Included
Progress clean up	1	LS	-	Included
Subguard	1	LS	424.00	424
<b>SUBTOTAL PLASTER</b>				28,704

DESCRIPTION	QUAN.	UNIT	U P	TOTAL
<b>Division 9</b>				
<b>FLOORING</b>				
<b>ADDITION</b>				
<b>RESILIENT</b>				
Rubber Base - 4"	117	LF	1.50	176
<b>SEALED CONCRETE</b>				
Sealed Concrete	814	SF	2.00	1,628
<b>STORAGE BINS</b>				

N / A				
	<b>1ST FLOOR</b>			
	<b>TERRAZO</b>			
N / A				
	<b>TILE</b>			
N/A		N/A		N/A
	<b>RESILIENT</b>			
N/A		N/A		N/A
	<b>CARPET</b>			
N/A		N/A		N/A
	<b>SEALED CONCRETE</b>			
Sealed Concrete - Patch and Repair areas		18,296 SF ALLOW	1.00	18,296
	<b>MISCELLANEOUS</b>			
Substrate Preparation		N/A		N/A
Flooring Protection		N/A		N/A
	<b>5TH FLOOR</b>			
	<b>TERRAZO</b>			
N / A		N/A		N/A
	<b>TILE</b>			
N / A		N/A		N/A
	<b>RESILIENT</b>			
LVT		422 SF		Included
Rubber Base - 4"		658 LF		Included
Pre-Installation Testing - Moisture, Humidity, Alkalinity		1 LS	2,000.00	2,000
	<b>CARPET</b>			
Carpet		254 SY		Included
	<b>SEALED CONCRETE</b>			
Sealed Concrete		N/A		N/A
	<b>MISCELLANEOUS</b>			
Substrate Preparation		2,707 SF	0.75	2,030
Flooring Protection		2,707 SF	0.50	1,354
Tax Exempt		1 LS		Included
Comply with H&W Instructions to Bidders and Exhibits		N/A		N/A
Comply with H&W Schedule		N/A		N/A
Addendum Issued		0 EA		Included
H&W Addendum / Clarifications Issued		0 EA		Included
CCIP - Project Not Enrolled		N/A		N/A
Minority Participation		N/A		N/A
Enrolled in or Completed H&W Prequalification Process		1 LS		Included
Progress clean up		1 LS	-	Included
Subguard		1 LS	618.00	618
<b>SUBTOTAL FLOORING</b>				41,794

DESCRIPTION	QUAN.	UNIT	U P	TOTAL
<b>Division 9</b>				
<b>PAINT   WALLCOVERING</b>				
<b>ADDITION</b>				
<b>TAPE, BED &amp; PAINT</b>	918	SF	3.50	3,214
Tape & Bed Gyp Board	1	LS		Included
Prep existing surfaces	1	LS		Included
HM Doors and Frames	1	LS		Included

Access Panels	1	LS		Included
Paint Gyp Board Walls	1	LS		Included
Paint Gyp Board Ceilings, Soffits & Furr Downs	1	LS		Included
Paint MEP at Exposed Concrete/Steel Ceilings	1	LS		Included
Paint Touchup	1	LS		Included
Patch and Repair Paint where Compressor Room was demo'd	1	LS	1,422.00	1,422
<b>WALLCOVERINGS</b>				
N / A		N/A		N/A
<b>STORAGE BINS</b>				
<b>TAPE, BED &amp; PAINT</b>				
N / A				
<b>1ST FLOOR</b>				
<b>TAPE, BED &amp; PAINT</b>				
	18,297	SF	3.50	64,059
Tape & Bed Gyp Board	1	LS		Included
Prep existing surfaces	1	LS		Included
HM Doors and Frames	1	LS		Included
Access Panels	1	LS		Included
Paint Gyp Board Walls	1	LS		Included
Paint Gyp Board Ceilings, Soffits & Furr Downs	1	LS		Included
Paint MEP at Exposed Concrete/Steel Ceilings	1	LS		Included
Paint Touchup	1	LS	750.00	750
<b>WALLCOVERINGS</b>				
N/A		N/A		N/A
<b>5TH FLOOR</b>				
<b>TAPE, BED &amp; PAINT</b>				
	2,672	SF	3.50	9,355
Tape & Bed Gyp Board	1	LS		Included
Prep existing surfaces	1	LS		Included
HM Doors and Frames	1	LS		Included
Access Panels	1	LS		Included
Paint Gyp Board Walls	1	LS		Included
Paint Gyp Board Ceilings, Soffits & Furr Downs	1	LS		Included
Paint MEP at Exposed Concrete/Steel Ceilings	1	LS		Included
Paint Touchup	1	LS	250.00	250
<b>WALLCOVERINGS</b>				
N/A		N/A		N/A
Tax Exempt	1	LS		Included
Comply with H&W Instructions to Bidders and Exhibits	N/A			N/A
Comply with H&W Schedule	N/A			N/A
Addendum Issued	0	EA		Included
H&W Addendum / Clarifications Issued	0	EA		Included
CCIP - Project Not Enrolled	N/A			N/A
Minority Participation	N/A			N/A
Enrolled in or Completed H&W Prequalification Process	1	LS		Included
Progress clean up	1	LS	-	Included
Subguard	1	LS	1,186.00	1,186

**SUBTOTAL PAINT | WALLCOVERING**

80,236

DESCRIPTION	QUAN.	UNIT	U P	TOTAL
<b>Division 10</b>				
<b>SPECIALTIES</b>				

**ADDITION**

<b>EXPANSION JOINT ASSEMBLIES</b>			
Expansion Joint Assemblies			
-at Floor Joint between Material Storage and existing building	61 LF	35.00	2,135
-at Soffit Joints between Material Storage and existing building	61 LF	35.00	2,135
-at Vertical Wall Connections	60 LF	35.00	2,100
Installation	182 LF	10.00	1,820
<b>VISUAL DISPLAY BOARDS</b>			
Visual Display Boards - Porcelain Enamel Steel Magnetic - 4' height	N / A		N / A
Glass Marker Boards	N / A		N / A
Bulletin Boards	N / A		N / A
<b>SIGNAGE</b>			
Exterior Signage	N/A		N/A
Interior Signage	1 EA	75.00	75
-Wayfinding Signs, Directories, Plaque, Etc.			
Installation	1 LS		Included
<b>TOILET PARTITIONS</b>			
N/A	N/A		N/A
<b>TOILET ACCESSORIES</b>			
N/A	N/A		N/A
<b>OPERABLE PARTITIONS</b>			
N/A	N/A		N/A
<b>WALL PROTECTION</b>			
Wall Protection Allowance	N/A		N/A
<b>FIREPLACES</b>			
N/A	N/A		N/A
<b>FIRE EXTINGUISHERS &amp; CABINETS</b>			
Fire Extinguishers & Cabinets (assume 1 per lab room)	1 EA	325.00	325
Installation	1 LS		Included
<b>CANOPY</b>			
Canopy over Aggregate Storage Bins	w/ Alternate		w/ Alternate
<b>LOCKERS</b>			
Locker Allowance	N/A		N/A
<b>KNOX BOX</b>			
N/A	N/A		N/A
<b>APPLIANCES</b>			
Residential Appliances (Refrigerator and Microwave)	N/A		N/A
<b>PROJECTION SCREENS &amp; PROJECTOR MOUNTS</b>			
N/A	N/A		N/A
<b>MISCELLANEOUS</b>			
Adjustable Metal Shelving	Excluded		Excluded
<b>STORAGE BINS</b>			
<b>POLYCARBONATE LIDS</b>			
Polycarbonate Lids	3 EA ALLOW	2,500.00	7,500
<b>EXPANSION JOINT ASSEMBLIES</b>			
N / A			
<b>VISUAL DISPLAY BOARDS</b>			
N / A			
<b>SIGNAGE</b>			
N / A			
<b>TOILET PARTITIONS</b>			
N / A	N/A		N/A
<b>TOILET ACCESSORIES</b>			
N / A	N/A		N/A
<b>OPERABLE PARTITIONS</b>			
N / A	N/A		N/A
<b>WALL PROTECTION</b>			
N / A			
<b>FIREPLACES</b>			
N / A	N/A		N/A
<b>FIRE EXTINGUISHERS &amp; CABINETS</b>			
N / A			
<b>CANOPY</b>			
N/A			

	<b>LOCKERS</b>		
N / A			
	<b>KNOX BOX</b>		
N/A			
	<b>APPLIANCES</b>		
N / A			
	<b>PROJECTION SCREENS &amp; PROJECTOR MOUNTS</b>		
N/A			
	<b>ENTRANCE MATS</b>		
N/A			
	<b>1ST FLOOR</b>		
	<b>EXPANSION JOINT ASSEMBLIES</b>		
N / A			
	<b>VISUAL DISPLAY BOARDS</b>		
Visual Display Boards - Porcelain Enamel Steel Magnetic - 4' height	40 EA	300.00	12,000
Glass Marker Boards	5 EA	1,500.00	7,500
Installation			
Bulletin Boards	3 EA	2,300.00	6,900
Installation	1 LS		Included
	<b>SIGNAGE</b>		
Exterior Signage	N/A		N/A
Interior Signage	7 EA	75.00	488
-Wayfinding Signs, Directories, Plaque, Etc.			
Installation	1 LS		Included
	<b>TOILET PARTITIONS</b>		
N/A	N/A		N/A
	<b>TOILET ACCESSORIES</b>		
N/A	N/A		N/A
	<b>OPERABLE PARTITIONS</b>		
N/A	N/A		N/A
	<b>WALL PROTECTION</b>		
Wall Protection Allowance	1 ALLOW	7,500.00	7,500
	<b>FIREPLACES</b>		
N/A	N/A		N/A
	<b>FIRE EXTINGUISHERS &amp; CABINETS</b>		
Fire Extinguishers & Cabinets (assume 1 per lab room)	7 EA	325.00	2,113
Installation	1 LS		Included
	<b>LOCKERS</b>		
Locker Allowance	1 ALLOW	5,000.00	5,000
	<b>KNOX BOX</b>		
N/A	N/A		N/A
	<b>APPLIANCES</b>		
Residential Appliances (Refrigerator and Microwave)	1 ALLOW	2,000.00	2,000
	<b>PROJECTION SCREENS &amp; PROJECTOR MOUNTS</b>		
N/A	N/A		N/A
	<b>Wire Mesh Partition</b>		
Wire Mesh Partition w/ Sliding Doors	35 LF	350.00	12,250
	<b>5TH FLOOR</b>		
	<b>EXPANSION JOINT ASSEMBLIES</b>		
N / A			
	<b>VISUAL DISPLAY BOARDS</b>		
Visual Display Boards - Porcelain Enamel Steel Magnetic - 4' height	40 EA	300.00	12,000
Glass Marker Boards	5 EA	1,500.00	7,500
Installation			
Bulletin Boards	3 EA	2,300.00	6,900
Installation	1 LS		Included
	<b>SIGNAGE</b>		
Exterior Signage	N/A		N/A
Interior Signage	8 EA	75.00	600
-Wayfinding Signs, Directories, Plaque, Etc.			
Installation	1 LS		Included
	<b>TOILET PARTITIONS</b>		
N/A	N/A		N/A


	<b>TOILET ACCESSORIES</b>			
N/A		N/A		N/A
	<b>OPERABLE PARTITIONS</b>			
N/A		N/A		N/A
	<b>WALL PROTECTION</b>			
Wall Protection Allowance		1 ALLOW	2,500.00	2,500
	<b>FIREPLACES</b>			
N/A		N/A		N/A
	<b>FIRE EXTINGUISHERS &amp; CABINETS</b>			
Fire Extinguishers & Cabinets (assume 1 per lab room)		1 EA	325.00	325
Installation		1 LS		Included
	<b>LOCKERS</b>			
Locker Allowance		N/A		N/A
	<b>KNOX BOX</b>			
N/A		N/A		N/A
	<b>APPLIANCES</b>			
Residential Appliances (Refrigerator and Microwave)		1 ALLOW	2,000.00	2,000
	<b>PROJECTION SCREENS &amp; PROJECTOR MOUNTS</b>			
N/A		N/A		N/A
	<b>ENTRANCE MATS</b>			
N/A				
Tax Exempt		1 LS		Included
Comply with H&W Instructions to Bidders and Exhibits		N/A		N/A
Comply with H&W Schedule		N/A		N/A
Addendum Issued		0 EA		Included
H&W Addendum / Clarifications Issued		0 EA		Included
CCIP - Project Not Enrolled		N/A		N/A
Minority Participation		N/A		N/A
Enrolled in or Completed H&W Prequalification Process		1 LS		Included
Progress clean up		1 LS	-	Included
Subguard		1 LS	1,555.00	1,555



**SUBTOTAL SPECIALTIES**

105,221

DESCRIPTION	QUAN.	UNIT	U P	TOTAL
<b>Division 11</b>				
<b>EQUIPMENT</b>				
N/A		N/A		N/A
Tax Exempt	1	LS		Included
Comply with H&W Instructions to Bidders and Exhibits	N/A			N/A
Comply with H&W Schedule	N/A			N/A
Addendum Issued	0	EA		Included
H&W Addendum / Clarifications Issued	0	EA		Included
CCIP - Project Not Enrolled	N/A			N/A
Minority Participation	N/A			N/A
Enrolled in or Completed H&W Prequalification Process	1	LS		Included
Progress clean up	1	LS	-	Included
Subguard	1	LS	-	Included








**SUBTOTAL EQUIPMENT** 0

DESCRIPTION	QUAN.	UNIT	U P	TOTAL
<b>Division 12</b>				
<b>FURNISHINGS</b>				
<b>ADDITION</b>				
N / A				
<b>STORAGE BINS</b>				
N / A				
<b>1ST FLOOR</b>				
Window treatments	N/A			N/A
Metal Laboratory Casework	1	ALLOW		Included
Base	93	LF	650.00	60,450
Uppers	46	LF	290.00	13,340
<b>5TH FLOOR</b>				
Window treatments	1	EA	150.00	150
Metal Laboratory Casework	N/A			N/A
Tax Exempt	1	LS		Included
Comply with H&W Instructions to Bidders and Exhibits	N/A			N/A
Comply with H&W Schedule	N/A			N/A
Addendum Issued	0	EA		Included
H&W Addendum / Clarifications Issued	0	EA		Included
CCIP - Project Not Enrolled	N/A			N/A
Minority Participation	N/A			N/A
Enrolled in or Completed H&W Prequalification Process	1	LS		Included
Progress clean up	1	LS	-	Included
Subguard	1	LS	1,109.00	1,109
<b>SUBTOTAL FURNISHINGS</b> 75,049				


DESCRIPTION	QUAN.	UNIT	U P	TOTAL
<b>Division 13</b>				
<b>SPECIALTY CONSTRUCTION</b>				
N/A		N/A		N/A
Tax Exempt	1	LS		Included
Comply with H&W Instructions to Bidders and Exhibits	N/A			N/A
Comply with H&W Schedule	N/A			N/A
Addendum Issued	0	EA		Included
H&W Addendum / Clarifications Issued	0	EA		Included
CCIP - Project Not Enrolled	N/A			N/A
Minority Participation	N/A			N/A
Enrolled in or Completed H&W Prequalification Process	1	LS		Included
Progress clean up	1	LS	-	Included

Subguard 1 LS - Included



**SUBTOTAL SPECIALTY CONSTRUCTION** 0


DESCRIPTION	QUAN.	UNIT	U P	TOTAL
<b>Division 14</b>				
<b>CONVEYING EQUIPMENT</b>				
N/A	N/A			N/A
Lead Time for Shop Drawings	1	LS		Included
Lead Time for Delivery	1	LS		Included
Installation Duration	1	LS		Included
Tax Exempt	1	LS		Included
Comply with H&W Instructions to Bidders and Exhibits	N/A			N/A
Comply with H&W Schedule	N/A			N/A
Addendum Issued	0	EA		Included
H&W Addendum / Clarifications Issued	0	EA		Included
CCIP - Project Not Enrolled	N/A			N/A
Minority Participation	N/A			N/A
Enrolled in or Completed H&W Prequalification Process	1	LS		Included
Progress clean up	1	LS	-	Included
Subguard	1	LS	-	Included



**SUBTOTAL CONVEYING EQUIPMENT** 0

DESCRIPTION	QUAN.	UNIT	U P	TOTAL
<b>Division 21</b>				
<b>FIRE SUPPRESSION</b>				
<b>ADDITION</b>				
Extend Sprinkler System into building addition	918	SF	3.00	2,754
-Fire Hose Cabinets	N/A			N/A
<b>STORAGE BINS</b>				
N / A				
<b>1ST FLOOR</b>				
Relocate Fire Sprinkler System per Reconfiguration	18,297	SF	2.00	36,594
Add Sprinklers - to bring up to code (only in areas that will be renovated)	1	LS		Included
-Fire Hose Cabinets	N/A			N/A
<b>5TH FLOOR</b>				
Relocate Fire Sprinkler System per Reconfiguration	2,672	SF	2.00	5,344
Add Sprinklers - to bring up to code (only in areas that will be renovated)	1	LS		Included
-Fire Hose Cabinets	N/A			N/A
Tax Exempt	1	LS		Included

Comply with H&W Instructions to Bidders and Exhibits	N/A		N/A
Comply with H&W Schedule	N/A		N/A
Addendum Issued	0 EA		Included
H&W Addendum / Clarifications Issued	0 EA		Included
CCIP - Project Not Enrolled	N/A		N/A
Minority Participation	N/A		N/A
Enrolled in or Completed H&W Prequalification Process	1 LS		Included
Progress clean up	1 LS	-	Included
Subguard	1 LS	670.00	670



**SUBTOTAL FIRE SUPPRESSION** 45,362

DESCRIPTION	QUAN.	UNIT	U P	TOTAL
<b>Division 22/23</b>				
<b>MECHANICAL</b>				
<b>ADDITION</b>				
<b>PLUMBING</b>				
N/A				
<b>HVAC</b>				
Rebalance fan and air devices	918	SF	9.00	8,262
HVAC piping	1	LS		Included
HVAC Ductwork	1	LS		Included
Air Devices/Dampers	1	LS		Included
Dust Collector Storage room	1	LS		Included
Louvers	N/A			N/A
<b>CONTROLS</b>				
Modify Existing Controls	1	LS		Included
<b>MISC HVAC</b>				
Test & Balance - AABC Certified		By Owner		By Owner
<b>MISCELLANEOUS</b>				
Vibration Isolation - assume no vibration roof curbs	1	LS		Included
Seismic Restraints		Excluded		Excluded
Mechanical Identification	1	LS		Included
Commissioning Assist	1	LS		Included
Firestop Penetrations	1	LS		Included
Water to H&W's Trailer	1	LS		Included
MEP Performance Checkout	1	LS	124.00	124
<b>STORAGE BINS</b>				
N / A				
<b>1ST FLOOR</b>				
<b>PLUMBING</b>				
Cut, Cap & Remove All Plumbing Fixtures, Equipment & Piping	18,297	SF	4.00	73,188
Plumbing Reconfiguration for Compressor Room	1	LS		Included
Plumbing Piping	1	LS		Included
Plumbing Fixtures	1	LS		Included
Insulation	1	LS		Included
Rentals	1	LS		Included
Sawcut Demo and Pour back of Slab	177	LF	35.00	6,195
<b>HVAC</b>				
Remove Existing Wall Mounted Chiller Water Support/Return Lines, compressed air, conduit, etc.	18,297	LS	9.00	164,673
Move up to horizontal distribution lines and cap utilities	1	LS		Included
HVAC Reconfiguration for Compressor Room	1	LS		Included
Rebalance fan and air devices	1	LS		Included

Reroute ductwork		1 LS		Included
HVAC piping		1 LS		Included
HVAC Ductwork		1 LS		Included
Air Devices/Dampers		1 LS		Included
Dust Collector at CSM Lab		1 LS		Included
Louvers		N/A		N/A
	<b>CONTROLS</b>			
Modify Existing Controls		1 LS		Included
	<b>MISC HVAC</b>			
Test & Balance - AABC Certified		By Owner		By Owner
	<b>MISCELLANEOUS</b>			
Vibration Isolation - assume no vibration roof curbs		1 LS		Included
Seismic Restraints		Excluded		Excluded
Mechanical Identification		1 LS		Included
Commissioning Assist		1 LS		Included
Firestop Penetrations		1 LS		Included
Water to H&W's Trailer		1 LS		Included
MEP Performance Checkout		1 LS	3,661.00	3,661
	<b>5TH FLOOR</b>			
	<b>PLUMBING</b>			
N/A				
	<b>HVAC</b>			
Rebalance fan and air devices		2,672 LS	9.00	24,048
Cutting Off Air and Gas Lines Near Ceilings in Rooms 5235-5241		1 LS		Included
Air Devices/Dampers		1 LS		Included
Louvers		N/A		N/A
	<b>CONTROLS</b>			
Modify Existing Controls		1 LS		Included
	<b>MISC HVAC</b>			
Test & Balance - AABC Certified		By Owner		By Owner
	<b>MISCELLANEOUS</b>			
Vibration Isolation - assume no vibration roof curbs		1 LS		Included
Seismic Restraints		Excluded		Excluded
Mechanical Identification		1 LS		Included
Commissioning Assist		1 LS		Included
Firestop Penetrations		1 LS		Included
Water to H&W's Trailer		1 LS		Included
MEP Performance Checkout		1 LS	416.00	416
Tax Exempt		1 LS		Included
Comply with H&W Instructions to Bidders and Exhibits		N/A		N/A
Comply with H&W Schedule		N/A		N/A
Addendum Issued		0 EA		Included
H&W Addendum / Clarifications Issued		0 EA		Included
CCIP - Project Not Enrolled		N/A		N/A
Minority Participation		N/A		N/A
Enrolled in or Completed H&W Prequalification Process		1 LS		Included
Progress clean up		1 LS	-	Included
Subguard		1 LS	4,209.00	4,209

**SUBTOTAL MECHANICAL**

284,776

DESCRIPTION

QUAN.

UNIT

U P


TOTAL

**Division 26**

**ELECTRICAL**

<b>ADDITION</b>				
<b>SITE ELECTRICAL</b>				
N/A		N/A		N/A
	<b>BUILDING ELECTRICAL</b>			
Make Safe Demolition		918 SF	7.84	7,200
Fire Alarm - Full Conduit System		1 LS		Included
Electrical Lighting and power modifications in renovated areas		1 LS		Included
Procurement and installation of new light fixtures and controls		1 LS		Included
Hoisting for fire alarm, data, AV and security systems based on conduits stubbed up to ceilings		1 LS		Included
Fire alarm system renovations thru Convergent Technologies		1 LS		Included
Pull strings in all empty conduits		1 LS		Included
	<b>FIRE ALARM</b>			
Fire alarm system renovations thru Convergent Technologies		918 SF	2.50	2,295
	<b>MISCELLANEOUS</b>			
Temp Power & Lights for Construction		1 LS		Included
Power to H&W's Trailer		1 LS		Included
Power for Crane & M/M Hoist		1 LS		Included
Commissioning Assist		N/A		N/A
Hoisting, Lifts & Scaffolding		1 LS		Included
3D Shop Drawings		1 LS		Included
	<b>STORAGE BINS</b>			
	<b>SITE ELECTRICAL</b>			
N/A				
	<b>BUILDING ELECTRICAL</b>			
N/A				
	<b>1ST FLOOR</b>			
	<b>SITE ELECTRICAL</b>			
N/A		N/A		N/A
	<b>BUILDING ELECTRICAL</b>			
Make Safe Demolition		18,297 SF	19.99	365,793
Fire Alarm - Full Conduit System		1 LS		Included
Electrical Lighting and power modifications in renovated areas		1 LS		Included
Procurement and installation of new light fixtures and controls		1 LS		Included
Hoisting for fire alarm, data, AV and security systems based on conduits stubbed up to ceilings		1 LS		Included
Fire alarm system renovations thru Convergent Technologies		1 LS		Included
Electrical Reconfiguration for Compressor Room		1 LS		Included
Pull strings in all empty conduits		1 LS		Included
Sawcut demo and pour back for Floor Boxes		255 LF	35.00	8,925
	<b>FIRE ALARM</b>			
Fire alarm system renovations thru Convergent Technologies		18,297 LS	1.50	27,446
	<b>MISCELLANEOUS</b>			
Temp Power & Lights for Construction		1 LS		Included
Power to H&W's Trailer		1 LS		Included
Power for Crane & M/M Hoist		1 LS		Included
Commissioning Assist		N/A		N/A
Hoisting, Lifts & Scaffolding		1 LS		Included
3D Shop Drawings		1 LS		Included
	<b>5TH FLOOR</b>			
	<b>SITE ELECTRICAL</b>			
N/A		N/A		N/A
	<b>BUILDING ELECTRICAL</b>			
Make Safe Demolition		2,672 SF	48.02	128,320
Fire Alarm - Full Conduit System		1 LS		Included
Electrical Lighting and power modifications in renovated areas		1 LS		Included
Procurement and installation of new light fixtures and controls		1 LS		Included
Hoisting for fire alarm, data, AV and security systems based on conduits stubbed up to ceilings		1 LS		Included
Fire alarm system renovations thru Convergent Technologies		1 LS		Included
Pull strings in all empty conduits		1 LS		Included
	<b>FIRE ALARM</b>			
Fire alarm system renovations thru Convergent Technologies		2,672 LS	2.50	6,680
	<b>MISCELLANEOUS</b>			

Temp Power & Lights for Construction	1 LS		Included
Power to H&W's Trailer	1 LS		Included
Power for Crane & M/M Hoist	1 LS		Included
Commissioning Assist	N/A		N/A
Hoisting, Lifts & Scaffolding	1 LS		Included
3D Shop Drawings	1 LS		Included
Tax Exempt	1 LS		Included
Comply with H&W Instructions to Bidders and Exhibits	N/A		N/A
Comply with H&W Schedule	N/A		N/A
Addendum Issued	0 EA		Included
H&W Addendum / Clarifications Issued	0 EA		Included
CCIP - Project Not Enrolled	N/A		N/A
Minority Participation	N/A		N/A
Enrolled in or Completed H&W Prequalification Process	1 LS		Included
Progress clean up	1 LS	-	Included
Subguard	1 LS	8,200.00	8,200




**SUBTOTAL ELECTRICAL**

554,859

DESCRIPTION	QUAN.	UNIT	U P	TOTAL
<b>Division 27</b>				
<b>VOICE   DATA</b>				
<b>ADDITION</b>				
Voice/Data System		N/A		N/A
AV Upgrades		N/A		N/A
<b>STORAGE BINS</b>				
N/A				
N/A				
<b>1ST FLOOR</b>				
Voice/Data System	18,297	SF ALLOW	3.72	68,097
Wall Data Outlet	33	EA		Included
Data Outlet for Wireless Connectivity	8	EA		Included
AV Upgrades	1	ALLOW		Included
Projector w/ Screen	2	EA ALLOW	7,500.00	15,000
<b>5TH FLOOR</b>				
Voice/Data System	2,672	SF ALLOW	3.72	9,945
Wall Data Outlet	5	EA		Included
Ceiling Data Outlet	3	EA		Included
Data Outlet for Wireless Connectivity	5	EA		Included
AV Upgrades	1,879	SF ALLOW	30.00	56,370
Projector w/ Screen	2	EA		Included
Camera	1	EA		Included
Panel Display	1	EA		Included
Poke-Thru	2	EA		Included
Switch	1	EA		Included
Tax Exempt	1 LS			Included
Comply with H&W Instructions to Bidders and Exhibits	N/A			N/A
Comply with H&W Schedule	N/A			N/A
Addendum Issued	0 EA			Included
H&W Addendum / Clarifications Issued	0 EA			Included
CCIP - Project Not Enrolled	N/A			N/A

Minority Participation	N/A		N/A
Enrolled in or Completed H&W Prequalification Process	1 LS		Included
Progress clean up	1 LS	-	Included
Subguard	1 LS	2,241.00	2,241



**SUBTOTAL VOICE | DATA** 151,653

DESCRIPTION	QUAN.	UNIT	U P	TOTAL
<b>Division 28</b>				
<b>SECURITY   ACCESS CONTROL</b>				
<b>ADDITION</b>				
Access Control	1	EA ALLOW	2,500.00	2,500
<b>STORAGE BINS</b>				
Access Control		N/A		N/A
<b>1ST FLOOR</b>				
Access Control	7	EA ALLOW	2,500.00	16,250
<b>5TH FLOOR</b>				
Access Control	8	EA ALLOW	2,500.00	20,000
Tax Exempt	1	LS		Included
Comply with H&W Instructions to Bidders and Exhibits		N/A		N/A
Comply with H&W Schedule		N/A		N/A
Addendum Issued	0	EA		Included
H&W Addendum / Clarifications Issued	0	EA		Included
CCIP - Project Not Enrolled		N/A		N/A
Minority Participation		N/A		N/A
Enrolled in or Completed H&W Prequalification Process	1	LS		Included
Progress clean up	1	LS	-	Included
Subguard	1	LS	581.00	581
<b>SUBTOTAL SECURITY   ACCESS CONTROL</b>				39,331

DESCRIPTION	QUAN.	UNIT	U P	TOTAL
<b>Division 31</b>				
<b>EARTHWORK</b>				
<b>ADDITION</b>				
<b>EARTHWORK</b>				
Subgrade Prep at Bldg Pad	918	SF	10.00	9,180
-Excavate - 1'D below Proposed Pad Elevation	51	CY		Included
-Select Fill - 1'D (to bldg limits)	51	CY		Included
Layout for Earthwork	1	LS		Included
Barricades & Traffic Control	1	LS		Included
Set Controls and Benchmarks	1	LS	1,250.00	1,250

STORAGE BINS			
EARTHWORK			
Subgrade Prep at Bldg Pad	629 SF	10.00	6,290
-Excavate - 1'D below Proposed Pad Elevation	35 CY		Included
-Select Fill - 1'D (to bldg limits)	35 CY		Included
Layout for Earthwork	1 LS		Included
Barricades & Traffic Control	1 LS		Included
Set Controls and Benchmarks	1 LS	1,250.00	1,250
<b>1ST FLOOR</b>			
N / A			
<b>5TH FLOOR</b>			
N / A			
Tax Exempt	1 LS		Included
Comply with H&W Instructions to Bidders and Exhibits	N/A		N/A
Comply with H&W Schedule	N/A		N/A
Addendum Issued	0 EA		Included
H&W Addendum / Clarifications Issued	0 EA		Included
CCIP - Project Not Enrolled	N/A		N/A
Minority Participation	N/A		N/A
Enrolled in or Completed H&W Prequalification Process	1 LS		Included
Progress clean up	1 LS	-	Included
Subguard	1 LS	270.00	270
<b>SUBTOTAL EARTHWORK</b>			18,240

DESCRIPTION	QUAN.	UNIT	U P	TOTAL
<b>Division 31</b>				
<b>SITE SPECIALTIES</b>				
<b>ADDITION</b>				
<b>PAVEMENT MARKINGS</b>				
N/A		N/A		N/A
<b>RETAINING WALLS</b>				
N/A		N/A		N/A
<b>TERMITE TREATMENT</b>				
Termite Treatment	918 SF		0.45	413
<b>STORAGE BINS</b>				
<b>PAVEMENT MARKINGS</b>				
N/A		N/A		N/A
<b>RETAINING WALLS</b>				
N/A		N/A		N/A
<b>TERMITE TREATMENT</b>				
Termite Treatment		N/A		N/A
<b>1ST FLOOR</b>				
<b>PAVEMENT MARKINGS</b>				
N/A		N/A		N/A
<b>RETAINING WALLS</b>				
N/A		N/A		N/A
<b>TERMITE TREATMENT</b>				
Termite Treatment		N/A		N/A
<b>5TH FLOOR</b>				
<b>PAVEMENT MARKINGS</b>				
N/A		N/A		N/A



RETAINING WALLS			
N/A		N/A	N/A
TERMITE TREATMENT			
Termite Treatment		N/A	N/A
Tax Exempt	1 LS		Included
Comply with H&W Instructions to Bidders and Exhibits	N/A		N/A
Comply with H&W Schedule	N/A		N/A
Addendum Issued	0 EA		Included
H&W Addendum / Clarifications Issued	0 EA		Included
CCIP - Project Not Enrolled	N/A		N/A
Minority Participation	N/A		N/A
Enrolled in or Completed H&W Prequalification Process	1 LS		Included
Progress clean up	1 LS	-	Included
Subguard	1 LS	6.00	6
<b>SUBTOTAL SITE SPECIALTIES</b>			419

DESCRIPTION	QUAN.	UNIT	U P	TOTAL
<b>Division 32</b>				
<b>LANDSCAPE   IRRIGATION</b>				
N/A		N/A		N/A
Tax Exempt	1 LS			Included
Comply with H&W Instructions to Bidders and Exhibits	N/A			N/A
Comply with H&W Schedule	N/A			N/A
Addendum Issued	0 EA			Included
H&W Addendum / Clarifications Issued	0 EA			Included
CCIP - Project Not Enrolled	N/A			N/A
Minority Participation	N/A			N/A
Enrolled in or Completed H&W Prequalification Process	1 LS			Included
Progress clean up	1 LS		-	Included
Subguard	1 LS		-	Included
<b>SUBTOTAL LANDSCAPE   IRRIGATION</b>				0

DESCRIPTION	QUAN.	UNIT	U P	TOTAL
<b>Division 33</b>				
<b>UTILITIES</b>				
N/A		N/A		N/A
Tax Exempt	1 LS			Included
Comply with H&W Instructions to Bidders and Exhibits	N/A			N/A

Comply with H&W Schedule	N/A		N/A
Addendum Issued	0 EA		Included
H&W Addendum / Clarifications Issued	0 EA		Included
CCIP - Project Not Enrolled	N/A		N/A
Minority Participation	N/A		N/A
Enrolled in or Completed H&W Prequalification Process	1 LS		Included
Progress clean up	1 LS	-	Included
Subguard	1 LS	-	Included



**SUBTOTAL UTILITIES**

0

**TEXAS STATE UNIVERSITY**  
 San Marcos, Texas  
**R.F. MITTE SPACE RECONFIGURATIONS**  
**100% DESIGN DEVELOPMENT ESTIMATE**  
**SUMMARY**

Date of Estimate: February 6, 2019

<b><u>DIVISION NO.</u></b>	<b><u>TOTAL \$</u></b>	<b><u>\$/SF</u></b> <b><u>33,877 GSF</u></b>
DIVISION 01 - GENERAL REQUIREMENTS .....	172,773	5.10
DIVISION 02 - EXISTING CONDITIONS .....	41,784	1.23
DIVISION 03 - CONCRETE .....	59,785	1.76
DIVISION 04 - MASONRY .....	90,473	2.67
DIVISION 05 - METALS .....	22,500	0.66
DIVISION 06 - WOOD & PLASTICS .....	51,860	1.53
DIVISION 07 - THERMAL & MOISTURE .....	35,478	1.05
DIVISION 08 - DOORS & WINDOWS .....	194,450	5.74
DIVISION 09 - FINISHES .....	262,478	7.75
DIVISION 10 - SPECIALTIES .....	66,000	1.95
DIVISION 11 - EQUIPMENT .....	45,000	1.33
DIVISION 12 - FURNISHINGS .....	-	-
DIVISION 13 - SPECIAL CONSTRUCTION .....	-	-
DIVISION 14 - CONVEYING .....	-	-
DIVISION 21 - FIRE SUPPRESSION .....	20,818	0.61
DIVISION 22 - PLUMBING .....	247,692	7.31
DIVISION 23 - HEATING, VENTILATING & AIR CONDITIONING .....	230,135	6.79
DIVISION 26 - ELECTRICAL .....	541,935	16.00
DIVISION 27 - COMMUNICATIONS .....	105,580	3.12
DIVISION 28 - ELECTRONIC SECURITY & SAFETY .....	57,465	1.70
DIVISION 31 - EARTHWORK .....	4,130	0.12
DIVISION 32 - EXTERIOR IMPROVEMENTS.....	2,250	0.07
DIVISION 33 - UTILITIES .....	-	-
<b>SUBTOTAL - COST OF WORK</b>	<b>2,252,585</b>	<b>66.49</b>
General Conditions- Allow 9.83%	221,429	6.54
Contingency- Allow 10.00%	247,401	7.30
GC Gees- Allow 7.17%	195,125	5.76
<b>TOTAL OF ESTIMATE</b>	<b>2,916,541</b>	<b>86.09</b>
<b>ALTERNATES - Includes Markups</b>		
1. Re-work Fountain Space	45,485	1.34
2. Physics Classroom 3241	134,051	3.96
3. Renovate 4th Floor Spaces	125,133	3.69
4. Canopy at Outdoor Storage Bins	88,367	2.61
5A. Renovate Labs 5216 & 5213	171,378	5.06
5B. Renovate Rooms 5246A & 5246B	73,396	2.17

06-Feb-19

Page 1

**TEXAS STATE UNIVERSITY**  
 San Marcos, Texas  
**R.F. MITTE SPACE RECONFIGURATIONS**  
**100% DESIGN DEVELOPMENT ESTIMATE**

Date of Estimate - February 6, 2019

Ref	Description	Qty	Unit	Rate	Total
<b>DIVISION 01      GENERAL REQUIREMENTS</b>					
<b>Section</b>	01 00 00	GENERAL REQUIREMENTS			
010	Allow for General Requirements	33,877	SF	4.00	135,508
				<b>Reference</b>	
			01 00 00	<b>- Subtotal</b>	135,508
<b>Section</b>	01 50 00	TEMPORARY FACILITIES AND CONTROLS			
010	Allow for Temporary requirements	33,877	SF	1.10	37,265
				<b>Reference</b>	
			01 50 00	<b>- Subtotal</b>	37,265
			<b>DIVISION 01</b>	<b>Total</b>	<b>172,773</b>

06-Feb-19

Page 2

**TEXAS STATE UNIVERSITY**  
 San Marcos, Texas  
**R.F. MITTE SPACE RECONFIGURATIONS**  
**100% DESIGN DEVELOPMENT ESTIMATE**

Date of Estimate - February 6, 2019

Ref	Description	Qty	Unit	Rate	Total
<b>DIVISION 02            EXISTING CONDITIONS</b>					
<b>Section</b>	02 41 00		Demolition		
010	Demo Aggregate Storage Bins & Canopy Above	50	SF	50.00	2,500
015	Demo Single Door, Frame, and Hardware	12	EA	175.00	2,100
020	Remove Coiling Door	1	EA	500.00	500
025	Demo Existing Ceiling, Lights, HVAC Diffuser, ETC	1,893	SF	2.50	4,733
030	Demo Existing Lights, HVAC Diffuser, ETC	1,327	SF	1.75	2,322
045	Demo Wall	6,168	SF	2.00	12,336
050	Remove Wire Mesh Enclosure. Patch Walls as Required to Match Adjacent Surfaces	34	LF	25.00	850
055	Remove Casework	148	LF	25.00	3,700
060	Remove Existing Compressed Air Lines (20') @ Cap	1	EA	1,500.00	1,500
065	Remove Existing Conduit (20') @ Cap	1	EA	1,500.00	1,500
070	Remove Existing Wall Mounted Chiller Water Support/Return Lines (20') & Cap	1	EA	2,500.00	2,500
075	Demo Wall for Viewing Widow	144	SF	4.00	576
080	Demo Pavement	1,442	SF	1.25	1,803
085	Demo Canopy	221	SF	15.00	3,315
090	Demo Bollards	5	EA	150.00	750
100	Demo Double Door, Frame, and Hardware	4	EA	200.00	800

Prepared by Halford Busby LLC, Cypress, TX

18-139

06-Feb-19

Page 3

**TEXAS STATE UNIVERSITY**  
San Marcos, Texas  
**R.F. MITTE SPACE RECONFIGURATIONS**  
**100% DESIGN DEVELOPMENT ESTIMATE**

Date of Estimate - February 6, 2019

<b>Ref</b>	<b>Description</b>	<b>Qty</b>	<b>Unit</b>	<b>Rate</b>	<b>Total</b>
<b>Section</b>	02 41 00 Demolition				
				<b>Reference</b>	
			02 41 00	<b>- Subtotal</b>	41,784
			<b>DIVISION 02</b>	<b>Total</b>	<b>41,784</b>

06-Feb-19

Page 4

**TEXAS STATE UNIVERSITY**  
 San Marcos, Texas  
**R.F. MITTE SPACE RECONFIGURATIONS**  
**100% DESIGN DEVELOPMENT ESTIMATE**

Date of Estimate - February 6, 2019

Ref	Description	Qty	Unit	Rate	Total
<b>DIVISION 03      CONCRETE</b>					
<b>Section</b>	03 31 00      Structural Concrete				
025	Concrete Washout Basin	235	SF	10.00	2,350
030	Straight Shaft Piers	75	CY	375.00	28,125
035	Grade Beams	43	CY	450.00	19,350
040	Slab on Grade	1,245	SF	8.00	9,960
				<b>Reference 03 31 00 - Subtotal</b>	59,785
				<b>DIVISION 03      Total</b>	<b>59,785</b>

06-Feb-19

Page 5

**TEXAS STATE UNIVERSITY**  
 San Marcos, Texas  
**R.F. MITTE SPACE RECONFIGURATIONS**  
**100% DESIGN DEVELOPMENT ESTIMATE**

Date of Estimate - February 6, 2019

Ref	Description	Qty	Unit	Rate	Total
<b>DIVISION 04      MASONRY</b>					
<b>Section</b>	04 22 00	Concrete Unit Masonry			
010	Backup Wall, CMU 12"	2,185	SF	21.00	45,885
015	12" CMU Wall @ Aggregate Storage Bins	460	SF	21.00	9,660
020	Interior CMU Wall	2,183	SF	16.00	34,928
<b>Reference 04 22 00 - Subtotal</b>					<b>90,473</b>
<b>DIVISION 04      Total</b>					<b>90,473</b>



06-Feb-19

Page 6

**TEXAS STATE UNIVERSITY**  
 San Marcos, Texas  
**R.F. MITTE SPACE RECONFIGURATIONS**  
**100% DESIGN DEVELOPMENT ESTIMATE**

Date of Estimate - February 6, 2019

Ref	Description	Qty	Unit	Rate	Total
<b>DIVISION 05      METALS</b>					
<b>Section</b>	05 12 00		Structural Steel Framing		
010	Steel Framing @ Addition	5	TON	4,500.00	22,500
			<b>Reference</b>	05 12 00 - <b>Subtotal</b>	22,500
			<b>DIVISION 05</b>	<b>Total</b>	<b>22,500</b>

06-Feb-19

Page 7

**TEXAS STATE UNIVERSITY**  
 San Marcos, Texas  
**R.F. MITTE SPACE RECONFIGURATIONS**  
**100% DESIGN DEVELOPMENT ESTIMATE**

Date of Estimate - February 6, 2019

Ref	Description	Qty	Unit	Rate	Total
<b>DIVISION 06      WOOD, PLASTICS, AND COMPOSITES</b>					
<b>Section</b>	06 22 00		Millwork		
010	Base Cabinet	20	LF	350.00	7,000
015	Upper Cabinet	20	LF	175.00	3,500
025	Base Cabinet, Labs	44	LF	650.00	28,600
030	Upper Cabinet, Labs	44	LF	290.00	12,760
			<b>Reference 06 22 00</b>	<b>- Subtotal</b>	51,860
			<b>DIVISION 06</b>	<b>Total</b>	<b>51,860</b>

06-Feb-19

Page 8

**TEXAS STATE UNIVERSITY**  
 San Marcos, Texas  
**R.F. MITTE SPACE RECONFIGURATIONS**  
**100% DESIGN DEVELOPMENT ESTIMATE**

Date of Estimate - February 6, 2019

Ref	Description	Qty	Unit	Rate	Total
<b>DIVISION 07      THERMAL AND MOISTURE PROTECTION</b>					
<b>Section 07 21 00      Thermal Insulation</b>					
010	Rigid Insulation, Walls	2,185	SF	3.00	6,555
<b>Reference 07 21 00 - Subtotal</b>					6,555
<b>Section 07 25 00      WEATHER BARRIERS</b>					
010	Weather Barrier	2,185	SF	3.50	7,648
<b>Reference 07 25 00 - Subtotal</b>					7,648
<b>Section 07 52 00      Modified Bituminous Membrane Roofing</b>					
010	Mod. Bit Roof System	925	SF	23.00	21,275
<b>Reference 07 52 00 - Subtotal</b>					21,275
<b>DIVISION 07      Total</b>					<b>35,478</b>

06-Feb-19

Page 9

**TEXAS STATE UNIVERSITY**  
 San Marcos, Texas  
**R.F. MITTE SPACE RECONFIGURATIONS**  
**100% DESIGN DEVELOPMENT ESTIMATE**

Date of Estimate - February 6, 2019

Ref	Description	Qty	Unit	Rate	Total
<b>DIVISION 08          OPENINGS</b>					
<b>Section</b>	08 10 00	DOORS AND FRAMES			
010	Overhead Coiling Door	1	EA	8,500.00	8,500
015	New Interior Door 3'x7' (HM/HM) DBL	2	EA	2,500.00	5,000
020	New Interior Door 3'x7' HM/Hm	10	EA	1,750.00	17,500
				<b>Reference 08 10 00 - Subtotal</b>	<b>31,000</b>
<b>Section</b>	08 40 00	ENTRANCES, STOREFRONTS, AND CURTAIN WALLS			
010	Interior Storefront/Windows	2,335	SF	70.00	163,450
				<b>Reference 08 40 00 - Subtotal</b>	<b>163,450</b>
				<b>DIVISION 08          Total</b>	<b>194,450</b>

06-Feb-19

Page 10

**TEXAS STATE UNIVERSITY**  
 San Marcos, Texas  
**R.F. MITTE SPACE RECONFIGURATIONS**  
**100% DESIGN DEVELOPMENT ESTIMATE**

Date of Estimate - February 6, 2019

Ref	Description	Qty	Unit	Rate	Total
<b>DIVISION 09 FINISHES</b>					
<b>Section</b>	09 21 16	Gypsum Board Assemblies			
010	Interior Partition	4,251	SF	10.00	42,510
020	Interior Partition Type A1	12,611	SF	12.00	151,332
025	Gyp Board Ceiling	1,828	SF	12.00	21,936
				<b>Reference 09 21 16 - Subtotal</b>	215,778
<b>Section</b>	09 24 33	Portland Cement Parging			
015	Resurface Exterior Wall to receive new wall	521	SF	1.50	782
				<b>Reference 09 24 33 - Subtotal</b>	782
<b>Section</b>	09 51 23	Acoustical Tile Ceilings			
010	ACT Ceiling 2x2	1,828	SF	4.00	7,312
				<b>Reference 09 51 23 - Subtotal</b>	7,312
<b>Section</b>	09 67 00	Fluid-Applied Flooring			
010	Allow for Patching & Re-surfacing Sealed Concrete Flooring	18,382	SF	1.75	32,169
				<b>Reference 09 67 00 - Subtotal</b>	32,169
<b>Section</b>	09 68 00	Carpeting			
010	Carpet Flooring	219	SF	5.50	1,205
				<b>Reference 09 68 00 - Subtotal</b>	1,205

Prepared by Halford Busby LLC, Cypress, TX

18-139

06-Feb-19

Page 11

**TEXAS STATE UNIVERSITY**  
 San Marcos, Texas  
**R.F. MITTE SPACE RECONFIGURATIONS**  
**100% DESIGN DEVELOPMENT ESTIMATE**

Date of Estimate - February 6, 2019

Ref	Description	Qty	Unit	Rate	Total
<b>Section</b>	09 91 00 Painting				
010	New Ceiling Open to Above, paint	4,187	SF	1.25	5,234
				<b>Reference 09 91 00 - Subtotal</b>	5,234
				<b>DIVISION 09 Total</b>	<b>262,478</b>

06-Feb-19

Page 12

**TEXAS STATE UNIVERSITY**  
 San Marcos, Texas  
**R.F. MITTE SPACE RECONFIGURATIONS**  
**100% DESIGN DEVELOPMENT ESTIMATE**

Date of Estimate - February 6, 2019

Ref	Description	Qty	Unit	Rate	Total
<b>DIVISION 10      SPECIALTIES</b>					
<b>Section 10 11 16      Markerboards</b>					
010	Whiteboard, (10')	1,176	SF	25.00	29,400
<b>Reference 10 11 16 - Subtotal</b>					29,400
<b>Section 10 50 00      STORAGE SPECIALTIES</b>					
010	Lockable Storage Unit	1	EA	1,200.00	1,200
015	Lumber Storage	10	LF	400.00	4,000
<b>Reference 10 50 00 - Subtotal</b>					5,200
<b>Section 10 56 13      Metal Storage Shelving</b>					
010	Adjustable Metal Shelving, 4' Wide	7	EA	400.00	2,800
<b>Reference 10 56 13 - Subtotal</b>					2,800
<b>Section 10 73 16      Canopies</b>					
015	Metal Canopy	520	SF	55.00	28,600
<b>Reference 10 73 16 - Subtotal</b>					28,600
<b>DIVISION 10      Total</b>					<b>66,000</b>

Prepared by Halford Busby LLC, Cypress, TX

18-139

**TEXAS STATE UNIVERSITY**  
 San Marcos, Texas  
**R.F. MITTE SPACE RECONFIGURATIONS**  
**100% DESIGN DEVELOPMENT ESTIMATE**

Date of Estimate - February 6, 2019

Ref	Description	Qty	Unit	Rate	Total
<b>DIVISION 11      EQUIPMENT</b>					
<b>Section</b>	11 52 13				Projection Screens
010	Projector Screen	6	EA	4,500.00	27,000
				<b>Reference</b>	<b>11 52 13 - Subtotal</b>
					27,000
<b>Section</b>	11 52 16				Projectors
010	Projector	6	EA	3,000.00	18,000
				<b>Reference</b>	<b>11 52 16 - Subtotal</b>
					18,000
<b>Section</b>	11 53 00				Laboratory Equipment
010	All equipment demo, relocation & new is excluded from the estimate. Only infrastructure required for equipment included.	1	LS	0.00	0
015	Relocate Anvil	1	EA	0.00	0
020	Relocate Band Saw	1	EA	0.00	0
025	Relocate Circulation Cold Saw	1	EA	0.00	0
030	Relocate Compound Mitter W/Vent	1	EA	0.00	0
035	Relocate Curing Tank	1	EA	0.00	0
040	Relocate Dehumidifier	1	EA	0.00	0
045	Relocate Disc Sander	1	EA	0.00	0
050	Relocate Drill Press	1	EA	0.00	0
055	Relocate Dust Collector	1	EA	0.00	0



06-Feb-19

Page 14

**TEXAS STATE UNIVERSITY**  
 San Marcos, Texas  
**R.F. MITTE SPACE RECONFIGURATIONS**  
**100% DESIGN DEVELOPMENT ESTIMATE**

Date of Estimate - February 6, 2019

Ref	Description	Qty	Unit	Rate	Total
<b>Section</b>	11 53 00 Laboratory Equipment				
060	Relocate Environmental Chamber	1	EA	0.00	0
065	Relocate Freezer	1	EA	0.00	0
070	Relocate Grinder	6	EA	0.00	0
075	Relocate Hydraulic Iron Worker	1	EA	0.00	0
080	Relocate Joints	1	EA	0.00	0
085	Relocate MIG Welder	5	EA	0.00	0
090	Relocate Miter Saw	1	EA	0.00	0
095	Relocate Oven	1	EA	0.00	0
100	Relocate Panel Saw	1	EA	0.00	0
105	Relocate Planer	1	EA	0.00	0
110	Relocate Rock Crusher	2	EA	0.00	0
115	Relocate Sifter	2	EA	0.00	0
120	Relocate Standard Sieve Tray	1	EA	0.00	0
130	Relocate Tig Welder	1	EA	0.00	0
135	Relocate Radial Arm Saw	1	EA	0.00	0
140	Relocate Table Saw, (10")	1	EA	0.00	0
150	Relocate Vise	1	EA	0.00	0
155	Relocate Water Jet	1	EA	0.00	0

Prepared by Halford Busby LLC, Cypress, TX

18-139

**TEXAS STATE UNIVERSITY**  
 San Marcos, Texas  
**R.F. MITTE SPACE RECONFIGURATIONS**  
**100% DESIGN DEVELOPMENT ESTIMATE**

Date of Estimate - February 6, 2019

Ref	Description	Qty	Unit	Rate	Total
<b>Section</b>	11 53 00 Laboratory Equipment				
160	Relocate Welding Station	3	EA	0.00	0
165	Remove Existing Crane and Patch Flooring as Needed	1	EA	0.00	0
175	Open Channel Flume	1	EA	0.00	0
180	Self-Contained Wind Tunnel	1	EA	0.00	0
185	Concrete Room to Receive New Mixers	1	EA	0.00	0
190	Concrete Room to Receive New EWOC's	1	EA	0.00	0
195	New Lathe (Leblond RKL1332G)	10	EA	0.00	0
200	New Turning Table	1	EA	0.00	0
205	New Student Workstation	20	EA	0.00	0
210	New Abrasion Machine	1	EA	0.00	0
215	New Concrete Compression Machine	1	EA	0.00	0
220	New Cyclic Plate Load	1	EA	0.00	0
225	New Direct Shear	1	EA	0.00	0
230	New Load Frame 1	1	EA	0.00	0
235	New Load Frame Type 2	2	EA	0.00	0
240	New Load Frame Type 3	1	EA	0.00	0
250	Planetary Mixer, (62" Dia.)	1	EA	0.00	0
255	Portable Mixer	2	EA	0.00	0

06-Feb-19

Page 16

**TEXAS STATE UNIVERSITY**  
 San Marcos, Texas  
**R.F. MITTE SPACE RECONFIGURATIONS**  
**100% DESIGN DEVELOPMENT ESTIMATE**

Date of Estimate - February 6, 2019

Ref	Description	Qty	Unit	Rate	Total
<b>Section</b>	11 53 00 Laboratory Equipment				
260	Self-Contained Tub	4	EA	0.00	0
				<b>Reference 11 53 00 - Subtotal</b>	0
				<b>DIVISION 11 Total</b>	<b>45,000</b>

06-Feb-19

Page 17

**TEXAS STATE UNIVERSITY**  
 San Marcos, Texas  
**R.F. MITTE SPACE RECONFIGURATIONS**  
**100% DESIGN DEVELOPMENT ESTIMATE**

Date of Estimate - February 6, 2019

Ref	Description	Qty	Unit	Rate	Total
<b>DIVISION 21      FIRE SUPPRESSION</b>					
<b>Section</b>	21 10 00	WATER-BASED FIRE-SUPPRESSION SYSTEMS			
010	Allow for Fire-suppression system Re-work	20,818	SF	1.00	20,818
			<b>Reference</b>	21 10 00 - <b>Subtotal</b>	20,818
			<b>DIVISION 21</b>	<b>Total</b>	<b>20,818</b>

06-Feb-19

Page 18

**TEXAS STATE UNIVERSITY**  
 San Marcos, Texas  
**R.F. MITTE SPACE RECONFIGURATIONS**  
**100% DESIGN DEVELOPMENT ESTIMATE**

Date of Estimate - February 6, 2019

Ref	Description	Qty	Unit	Rate	Total
<b>DIVISION 22 PLUMBING</b>					
<b>Section</b>	22 05 00	Common Work Results for Plumbing			
045	Remove/Relocate Existing 400 Gal. Compressed Air Receiver Tank, and Housekeeping Pad	1	LS	15,000.00	15,000
060	Air and Gas Lines to be Cut Off Near Ceiling	1,983	SF	1.20	2,380
065	Plumbing Demo Work	1	LS	28,500.00	28,500
			<b>Reference</b>	22 05 00 - <b>Subtotal</b>	45,880
<b>Section</b>	22 10 00	PLUMBING PIPING AND PUMPS			
010	Domestic Water & Sanitary Waste Piping Allowance	1	LS	32,900.00	32,900
			<b>Reference</b>	22 10 00 - <b>Subtotal</b>	32,900
<b>Section</b>	22 31 00	Domestic Water Softeners			
010	Allow for Water Softener	1	LS	50,000.00	50,000
			<b>Reference</b>	22 31 00 - <b>Subtotal</b>	50,000
<b>Section</b>	22 33 36	Commercial Domestic Water Electric Booster Heaters			
010	Commercial Electric Hot Water Heater, 20 GAL	2	EA	4,000.00	8,000
			<b>Reference</b>	22 33 36 - <b>Subtotal</b>	8,000
<b>Section</b>	22 40 00	PLUMBING FIXTURES			
015	Emergency Eye/Face Wash and Shower	4	EA	1,500.00	6,000
020	Hose Bib	1	EA	350.00	350

Prepared by Halford Busby LLC, Cypress, TX

18-139

06-Feb-19

Page 19

**TEXAS STATE UNIVERSITY**  
 San Marcos, Texas  
**R.F. MITTE SPACE RECONFIGURATIONS**  
**100% DESIGN DEVELOPMENT ESTIMATE**

Date of Estimate - February 6, 2019

Ref	Description	Qty	Unit	Rate	Total
<b>Section</b>	22 40 00				
	PLUMBING FIXTURES				
025	2 Compartment Sink	9	EA	2,750.00	24,750
			<b>Reference</b>	22 40 00 - <b>Subtotal</b>	31,100
<b>Section</b>	22 60 00				
	GAS AND VACUUM SYSTEMS FOR LABORATORY AND HEALTHCARE FACILITIES				
010	Compressed Air Piping Allowance	8,868	SF	9.00	79,812
			<b>Reference</b>	22 60 00 - <b>Subtotal</b>	79,812
			<b>DIVISION 22</b>	<b>Total</b>	<b>247,692</b>

**TEXAS STATE UNIVERSITY**  
 San Marcos, Texas  
**R.F. MITTE SPACE RECONFIGURATIONS**  
**100% DESIGN DEVELOPMENT ESTIMATE**

Date of Estimate - February 6, 2019

Ref	Description	Qty	Unit	Rate	Total
<b>DIVISION 23      HVAC</b>					
<b>Section</b>	23 05 00	Common Work Results for HVAC			
030	Demo Thermostat	6	EA	25.00	150
035	Demo Ductwork	911	LF	15.00	13,665
040	Demo Air Device	13	EA	90.00	1,170
				<b>Reference 23 05 00 - Subtotal</b>	14,985
<b>Section</b>	23 09 00	Instrumentation and Control for HVAC			
010	Thermostat	5	EA	150.00	750
				<b>Reference 23 09 00 - Subtotal</b>	750
<b>Section</b>	23 21 23	Hydronic Pumps			
010	Expansion Tank, 2 GAL	2	EA	900.00	1,800
				<b>Reference 23 21 23 - Subtotal</b>	1,800
<b>Section</b>	23 35 00	Special Exhaust Systems			
010	Reroute Gas Lines, Snorkels, Exhaust, and other Infrastructure to New Classrooms	1,692	SF	95.00	160,740
				<b>Reference 23 35 00 - Subtotal</b>	160,740
<b>Section</b>	23 37 13	Diffusers, Registers, and Grilles			
015	Supply Air Diffuser	9	EA	250.00	2,250
020	Return Air Grille	6	EA	175.00	1,050

Prepared by Halford Busby LLC, Cypress, TX

18-139

06-Feb-19

Page 21

**TEXAS STATE UNIVERSITY**  
 San Marcos, Texas  
**R.F. MITTE SPACE RECONFIGURATIONS**  
**100% DESIGN DEVELOPMENT ESTIMATE**

Date of Estimate - February 6, 2019

Ref	Description	Qty	Unit	Rate	Total
<b>Section</b>	23 37 13 Diffusers, Registers, and Grilles				
025	New Ductwork	589	LF	40.00	23,560
030	Allow for misc. mech renovation	1	LS	25,000.00	25,000
				<b>Reference 23 37 13 - Subtotal</b>	51,860
				<b>DIVISION 23 Total</b>	<b>230,135</b>



**TEXAS STATE UNIVERSITY**  
 San Marcos, Texas  
**R.F. MITTE SPACE RECONFIGURATIONS**  
**100% DESIGN DEVELOPMENT ESTIMATE**

Date of Estimate - February 6, 2019

Ref	Description	Qty	Unit	Rate	Total
<b>DIVISION 26      ELECTRICAL</b>					
<b>Section</b>	26 05 00	Common Work Results for Electrical			
010	Allow for Electrical Demolition	20,820	SF	2.50	52,050
045	Galvanized Steel Pull Box 16"x12"x24"	1	EA	2,500.00	2,500
050	Pull Box	1	EA	2,500.00	2,500
<b>Reference 26 05 00 - Subtotal</b>					57,050
<b>Section</b>	26 09 00	Instrumentation and Control for Electrical Systems			
010	Occupancy Sensor	11	EA	350.00	3,850
<b>Reference 26 09 00 - Subtotal</b>					3,850
<b>Section</b>	26 20 00	LOW-VOLTAGE ELECTRICAL TRANSMISSION			
010	Allow for Wiring & Distribution	20,820	SF	16.00	333,120
015	Junction Box	20	EA	65.00	1,300
020	Disconnect Switch	13	EA	900.00	11,700
025	Disconnect Switch, (30 A)	4	EA	900.00	3,600
030	Disconnect Switch, (100 A)	1	EA	1,200.00	1,200
035	Duplex Receptacle	107	EA	65.00	6,955
040	Duplex Receptacle, GFCI	11	EA	90.00	990
045	Quadplex Receptacle	5	EA	90.00	450

06-Feb-19

Page 23

**TEXAS STATE UNIVERSITY**  
 San Marcos, Texas  
**R.F. MITTE SPACE RECONFIGURATIONS**  
**100% DESIGN DEVELOPMENT ESTIMATE**

Date of Estimate - February 6, 2019

Ref	Description	Qty	Unit	Rate	Total
<b>Section</b>	26 20 00	LOW-VOLTAGE ELECTRICAL TRANSMISSION			
050	Special Receptacle	28	EA	250.00	7,000
075	Overhead Power	16	EA	750.00	12,000
080	Allow for electrical power requirements @ Addition	1,260	SF	2.50	3,150
085	Dimmer Switch	24	EA	175.00	4,200
090	Switch	2	EA	90.00	180
095	5-Gang 3 1/2" Deep Masonry Type Black Box	1	EA	90.00	90
<b>Reference 26 20 00 - Subtotal</b>					<b>385,935</b>
<b>Section</b>	26 51 00	Interior Lighting			
045	Light Fixture Type F.1	6	EA	500.00	3,000
050	Light Fixture Type F.2	42	EA	650.00	27,300
055	Light Fixture Type F.3	25	EA	400.00	10,000
060	Light Fixture Type F.4	14	EA	500.00	7,000
065	Light Fixture type F.5	42	EA	550.00	23,100
070	Light Fixture Type F.6	32	EA	550.00	17,600
075	Light Fixture Type F.7	1	EA	3,600.00	3,600
<b>Reference 26 51 00 - Subtotal</b>					<b>91,600</b>
<b>Section</b>	26 51 13	Interior Lighting Fixtures, Lamps, And Ballasts			
080	Exit Light	10	EA	350.00	3,500

Prepared by Halford Busby LLC, Cypress, TX

18-139

06-Feb-19

Page 24

**TEXAS STATE UNIVERSITY**  
San Marcos, Texas  
**R.F. MITTE SPACE RECONFIGURATIONS**  
**100% DESIGN DEVELOPMENT ESTIMATE**

Date of Estimate - February 6, 2019

<b>Ref</b>	<b>Description</b>	<b>Qty</b>	<b>Unit</b>	<b>Rate</b>	<b>Total</b>
<b>Section</b> 26 51 13	Interior Lighting Fixtures, Lamps, And Ballasts				
				<b>Reference</b> 26 51 13 - <b>Subtotal</b>	3,500
				<b>DIVISION 26</b> <b>Total</b>	<b>541,935</b>

06-Feb-19

Page 25

**TEXAS STATE UNIVERSITY**  
 San Marcos, Texas  
**R.F. MITTE SPACE RECONFIGURATIONS**  
**100% DESIGN DEVELOPMENT ESTIMATE**

Date of Estimate - February 6, 2019

Ref	Description	Qty	Unit	Rate	Total
<b>DIVISION 27      COMMUNICATIONS</b>					
<b>Section</b>	27 05 13	Communications Services			
010	Data Outlet for Wireless Access Point	13	EA	500.00	6,500
015	A/V Data Outlet	3	EA	350.00	1,050
020	Projector Data Outlet	1	EA	350.00	350
030	Poke Thru	26	EA	900.00	23,400
040	Floor Poke Thru Data Information Outlet for A/V Equipment	2	EA	900.00	1,800
045	Data Outlet	35	EA	350.00	12,250
<b>Reference 27 05 13 - Subtotal</b>					45,350
<b>Section</b>	27 20 00	DATA COMMUNICATIONS			
010	Allow for Data/Communication Infrastructure (new & Re-work existing)	20,820	SF	1.50	31,230
015	Floor Box	20	EA	750.00	15,000
020	AV Wall Plate	2	EA	250.00	500
<b>Reference 27 20 00 - Subtotal</b>					46,730
<b>Section</b>	27 40 00	AUDIO-VIDEO COMMUNICATIONS			
015	Panel Display	3	EA	4,500.00	13,500
<b>Reference 27 40 00 - Subtotal</b>					13,500

Prepared by Halford Busby LLC, Cypress, TX

18-139

06-Feb-19

Page 26

**TEXAS STATE UNIVERSITY**  
San Marcos, Texas  
**R.F. MITTE SPACE RECONFIGURATIONS**  
**100% DESIGN DEVELOPMENT ESTIMATE**

Date of Estimate - February 6, 2019

<b>Ref</b>	<b>Description</b>	<b>Qty</b>	<b>Unit</b>	<b>Rate</b>	<b>Total</b>
				<b>DIVISION 27</b>	<b>Total</b>
					<b>105,580</b>

06-Feb-19

Page 27

**TEXAS STATE UNIVERSITY**  
 San Marcos, Texas  
**R.F. MITTE SPACE RECONFIGURATIONS**  
**100% DESIGN DEVELOPMENT ESTIMATE**

Date of Estimate - February 6, 2019

Ref	Description	Qty	Unit	Rate	Total
<b>DIVISION 28 ELECTRONIC SAFETY AND SECURITY</b>					
<b>Section</b>	28 05 00	Common Work Results for Electronic Safety and Security			
010	Demo Speaker Strobe	17	EA	50.00	850
015	Demo Strobe	2	EA	50.00	100
<b>Reference 28 05 00 - Subtotal</b>					950
<b>Section</b>	28 13 53	Security Access Detection			
010	Video Camera	5	EA	3,500.00	17,500
<b>Reference 28 13 53 - Subtotal</b>					17,500
<b>Section</b>	28 23 00	Video Surveillance			
010	IP Dome Surveillance Camera	1	EA	4,000.00	4,000
015	Door Position Sensor	12	EA	600.00	7,200
020	Card Reader	6	EA	900.00	5,400
025	Request to Exit	8	EA	400.00	3,200
<b>Reference 28 23 00 - Subtotal</b>					19,800
<b>Section</b>	28 31 00	Fire Detection and Alarm			
010	Allow for Fire Alarm System (new & Re-work existing)	20,820	SF	0.75	15,615
015	Speaker Strobe	8	EA	450.00	3,600
<b>Reference 28 31 00 - Subtotal</b>					19,215

Prepared by Halford Busby LLC, Cypress, TX

18-139

06-Feb-19

Page 28

**TEXAS STATE UNIVERSITY**  
San Marcos, Texas  
**R.F. MITTE SPACE RECONFIGURATIONS**  
**100% DESIGN DEVELOPMENT ESTIMATE**

Date of Estimate - February 6, 2019

<b>Ref</b>	<b>Description</b>	<b>Qty</b>	<b>Unit</b>	<b>Rate</b>	<b>Total</b>
		<b>DIVISION 28</b>		<b>Total</b>	<b>57,465</b>

06-Feb-19

Page 29

**TEXAS STATE UNIVERSITY**  
 San Marcos, Texas  
**R.F. MITTE SPACE RECONFIGURATIONS**  
**100% DESIGN DEVELOPMENT ESTIMATE**

Date of Estimate - February 6, 2019

Ref	Description	Qty	Unit	Rate	Total
<b>DIVISION 31      EARTHWORK</b>					
<b>Section</b>	31 05 00	Common Work Results for Earthwork			
010	Relocate Existing Accessible Parking and Sign Post	2	EA	250.00	500
				<b>Reference 31 05 00 - Subtotal</b>	500
<b>Section</b>	31 20 00	EARTH MOVING			
010	Slab related Earthwork @ Addition	1,452	SF	2.50	3,630
				<b>Reference 31 20 00 - Subtotal</b>	3,630
				<b>DIVISION 31      Total</b>	<b>4,130</b>



06-Feb-19

Page 30

**TEXAS STATE UNIVERSITY**  
 San Marcos, Texas  
**R.F. MITTE SPACE RECONFIGURATIONS**  
**100% DESIGN DEVELOPMENT ESTIMATE**

Date of Estimate - February 6, 2019

Ref	Description	Qty	Unit	Rate	Total
<b>DIVISION 32</b>		<b>EXTERIOR IMPROVEMENTS</b>			
<b>Section</b>	32 30 00	SITE IMPROVEMENTS			
010	Bollards	3	EA	750.00	2,250
		<b>Reference</b>	32 30 00	<b>- Subtotal</b>	2,250
		<b>DIVISION 32</b>		<b>Total</b>	<b>2,250</b>

06-Feb-19

Page 31

**TEXAS STATE UNIVERSITY**  
San Marcos, Texas  
**R.F. MITTE SPACE RECONFIGURATIONS**  
**100% DESIGN DEVELOPMENT ESTIMATE**  
Date of Estimate - February 6, 2019

<b>Ref</b>	<b>Description</b>	<b>Qty</b>	<b>Unit</b>	<b>Rate</b>	<b>Total</b>
				<b>DIVISION 1 - 33 TOTAL :</b>	2,252,585

**TAB 6**  
**TOTAL PROJECT COST (TPC)**



## TOTAL PROJECT COST

Total Estimated Construction Cost:	\$4,087,385.00
Add Alternates as listed below:	\$0.00
Construction Cost Limitation (CCL):	\$4,067,385.00
CMR Pre-Construction Services:	\$20,000.00
Owner's Construction Contingency	\$284,700.00
Architect/Engineer Fees:	\$399,000.00
Furnishings and Equipment:	\$1,218,900.00
Owner Contracted Services / Other Work:	\$288,000.00
Owner Provided Services / Miscellaneous	\$650,800.00
Project Contingency:	\$352,215.00
Project Management Administrative Fees:	\$219,000.00
Landscape Enhancement: (Not Applicable)	0.00
Public Art: (Not Applicable)	0.00
Estimated Total Project Cost:	\$7,500,000.00

This budget represents the University's best estimate of project costs at this stage of design, based upon third-party estimates reconciled between the architect's cost estimating consultant, Halford Busby LLC Cost Estimating, and the Construction Manager-at-Risk, Hill & Wilkinson General Contractors.



**TAB 7**  
**COST COMPARISON TO SIMILAR PROJECTS**





### **Texas State University - Albert B. Alkek Library Learning Commons**

This multi-phase interior renovation project consists of the major reconfiguration and redesign of library spaces spread over four floors of the Alkek Library on the Texas State University, San Marcos campus. The resulting renovation of the Library is providing enhancements to spaces and services already provided, introducing new services and opportunities not currently offered, and is meeting today's students' expectations by incorporating current technological advancements in an active learning environment.

### **Texas State University - Old Main Historic Restoration & Renovation**

Old Main is the most historically and architecturally significant building on the Texas State University, San Marcos campus. Due to the rapidly increasing student population, and a master plan calling for a massive buildup of facilities and infrastructure to serve this growth, the scope of university services has expanded. Restoration and renovation of Old Main provides a prominent and prestigious facility to accommodate university services. The two project phases for both design and construction are the Exterior Envelope (such as windows and brick restoration) and the Roof and Structural Restoration (minor structural repairs to roof substrate and structural repairs to rotting and/or water damaged framing members).

### **Texas A&M University - Sterling C. Evans Library Renovation**

Evans Library is an interior renovation of library spaces spread over several floors of the Evans Library and Library Annex in College Station, Texas. The project includes reconfigured service points, active learning classrooms, computer labs, open study areas, and renovated collections.

### **Texas A&M University - Francis Hall Restoration & Renovation**

Located in the Historic Core of Texas A&M University, Francis Hall is seen by students, visitors, and the University community as an important part of the overall University identity. This renewal re-purposes the existing facility for use by Texas A&M's department of Construction Science. Programmed spaces include classrooms, an auditorium/lecture hall, bid room mock up suite, Building Information Modeling (BIM) lab, continuing education center, job trailer mock up, museum of construction/building, student competition leadership suite, student lounge, safety and specialty labs, industry relations suite, and faculty offices. Improvements provide renovations to address the architectural needs of the occupants, the regulatory requirements related to the Texas Accessibility Standards (TAS), mechanical/electrical/plumbing upgrades of outdated systems, Fire and Life Safety (F&LS) code upgrades, waterproofing improvements to the building envelope, the deferred maintenance identified as needed in the building, and provide vertical access between floors.

### **Lone Star College, Westway Park - Interior Finish - Out**

Finish-out for this Lone Star College facility in Houston, Texas, creates spaces for high technology workforce programs on the first and second floors. The focus of the Westway Park Technology Campus is to provide a unique environment for collaborative learning. The building is designed to create environments that allow for cross collaboration of students, professionals, and various departments. This allows each discipline to draw strengths and knowledge from each corner of computer science, software engineering, artistic creativity, visualization, and business leadership. Programmatic emphasis includes Cisco labs for hardware and software development, Microsoft Labs for training and software mastery, Visualization Labs for graphic arts and creative development, a large-scale Learning Theatre that promotes visual presentation and leadership skills, and a hands-on Mission Critical server system to provide training for understanding networks.

PROJECT	<b>Texas State University R.F. Mitte Engineering Building Space Reconfigurations</b>	Texas State University Albert B. Alkek Library Learning Commons	Texas State University Old Main Historic Restoration & Renovation	Texas A&M University Sterling C. Evans Library Renovation	Texas A&M University Francis Hall Restoration & Renovation	Lone Star College Westway Park Interior Finish-Out
COMPLETION	<b>Est. 2021</b>	2020	2013	2016	2013	2018
GROSS SF	<b>28,388 SF</b>	64,783 SF	41,000 SF	61,000 SF	36,850 SF	60,000 SF
OVERALL COST	<b>\$4.1M</b>	\$5.9M	\$2.8M	\$5.8M	\$6.4M	\$6.2M
ESCALATION	<b>Incl.</b>	Inc.	\$3.49M	\$6.40M	\$7.96M	\$6.51M
COST PER SF	<b>\$144/ SF</b>	\$91/SF	\$85/SF	\$105/SF	\$216/SF	\$ 109/ SF

Escalation construction costs based on original date to estimated mid-point of construction per the Associated General Contractors of America (AGC) and Hill-Wilkinson's historic project escalation per year, including comparable allowance for site allowance and construction factors as follows:

Year	Escalation Rate (%)
2002	4.85
2003	3.94
2004	15.1
2005	7.17
2006	7.85
2007	6.97
2008	-1.74
2009	-3.39
2010	0.27
2011	1.84
2012	2.03
2013	3.85
2014	2.46
2015	2.66
2016	4.61
2017	3.69
2018	5.01

**TAB 8**  
**ENVIRONMENTAL IMPACT**



The R.F. Mitte Engineering Building Space Reconfiguration includes environmentally responsible design strategies that support energy and water efficiency, increased wellness of the inhabitants, and resilience for years to come. While there is no opportunity to increase the energy efficiency of the exterior envelope of the building, there are opportunities for the project to incorporate best practices to provide a healthy facility for the University.

This project does not seek certification with any green building programs (e.g. LEED, Fitwel, Well Building), however, the University has expressed a desire to incorporate high performance, sustainable design strategies to meet LEED Silver where possible.

The following represents specific approaches aligned to LEED sustainability credits for the design of the R.F. Mitte Engineering Building Space Reconfiguration:

#### **WATER EFFICIENCY**

- Use of WaterSense labeled plumbing fixtures at new sinks.

#### **ENERGY EFFICIENCY**

- Enhanced commissioning
- Replace existing fluorescent lighting in areas to be renovated with LED lighting, including occupancy sensors and daylight harvesting sensors as required.
- Mechanical equipment designed to optimize performance to exceed ASHRAE 90.1 – 2013 baseline requirements and equipment selections will be made at or above efficiencies established by the standard.

#### **MATERIALS AND RESOURCES**

- Integration of products with Environmental Product Declarations.
- Recycling or salvaging of existing buildings to be demolished on site
- Construction materials and interior finishes that contain recycled content are regionally sourced/manufactured
- Construction waste management

#### **INDOOR ENVIRONMENTAL AIR QUALITY**

- Indoor air quality management plan during construction
- Low VOC paints, adhesives, and sealants
- Wood products that do not contain urea-formaldehyde
- Lighting and thermal controls
- Acoustic performance

Additionally, the following sustainable measures have been incorporated into the project:

#### **MECHANICAL SYSTEM ENERGY SAVING FEATURES**

- Replacing pneumatic controls with Direct Digital Controls (DDC), allowing for better control.
- Replacing Constant Volume Air Terminal Boxes with Variable Air Volume boxes.
- Incorporate Demand Control Ventilation in densely occupied spaces.

#### **ELECTRICAL SYSTEM ENERGY SAVING FEATURES**

- Energy efficient light fixtures
- Lighting controls including occupancy sensors and daylight harvesting

#### **PLUMBING SYSTEM ENERGY SAVING FEATURES**

- Energy efficient water heaters
- Well insulated domestic hot water lines to minimize heat loss



**TAB 9**  
**CERTIFICATE OF COMPLIANCE**







### CERTIFICATE OF COMPLIANCE

**To:** Peter Maass, RA, NCARB, CTCM  
Director of Capital Projects and Administration  
Texas State University System  
601 Colorado Street  
Austin, Texas 78701  
[peter.maass@tsus.edu](mailto:peter.maass@tsus.edu)

**Campus:** Texas State University

**Project:** R.F. Mitte Engineering Building Space Reconfigurations

**Document Development Phase (select one):**

- Schematic Design
- Design Development
- 50% Construction Documents
- 75% Construction Documents
- 90% Construction Documents
- 100% Construction Documents/Other

**Brown Reynolds Watford Architects, Inc.**

*(Name of Architect of Record)*

Certifies to Texas State University System that the specified phase above for the design and construction documents meet the requirements of the Texas State University System Owner/Architect-Engineer Agreement and all deliverables for the specified phase named above and have been prepared in accordance with the compliance of all applicable codes, Texas Accessibility Standards, State Energy Conservation Office requirements, Campus Standards and Program parameters.

In Witness whereof, I have made and executed this certification this 2<sup>nd</sup> Day of April 20 19.

By: \*   
*\* Must be the person who ultimately seals the documents*

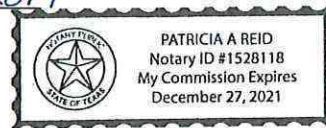
Title: Principal

Date: 04/02/2019

**NOTARY:**

Subscribed and Sworn before me on this 2<sup>nd</sup> Day of April 2019

  
Notary Signature



**ODSR:**

  
Owner's Designated Site Representative's Signature

4.12.19 Date

Attachment: None

# Capital Improvements Program

FY 2020-2025

## **ATTACHMENT 1**

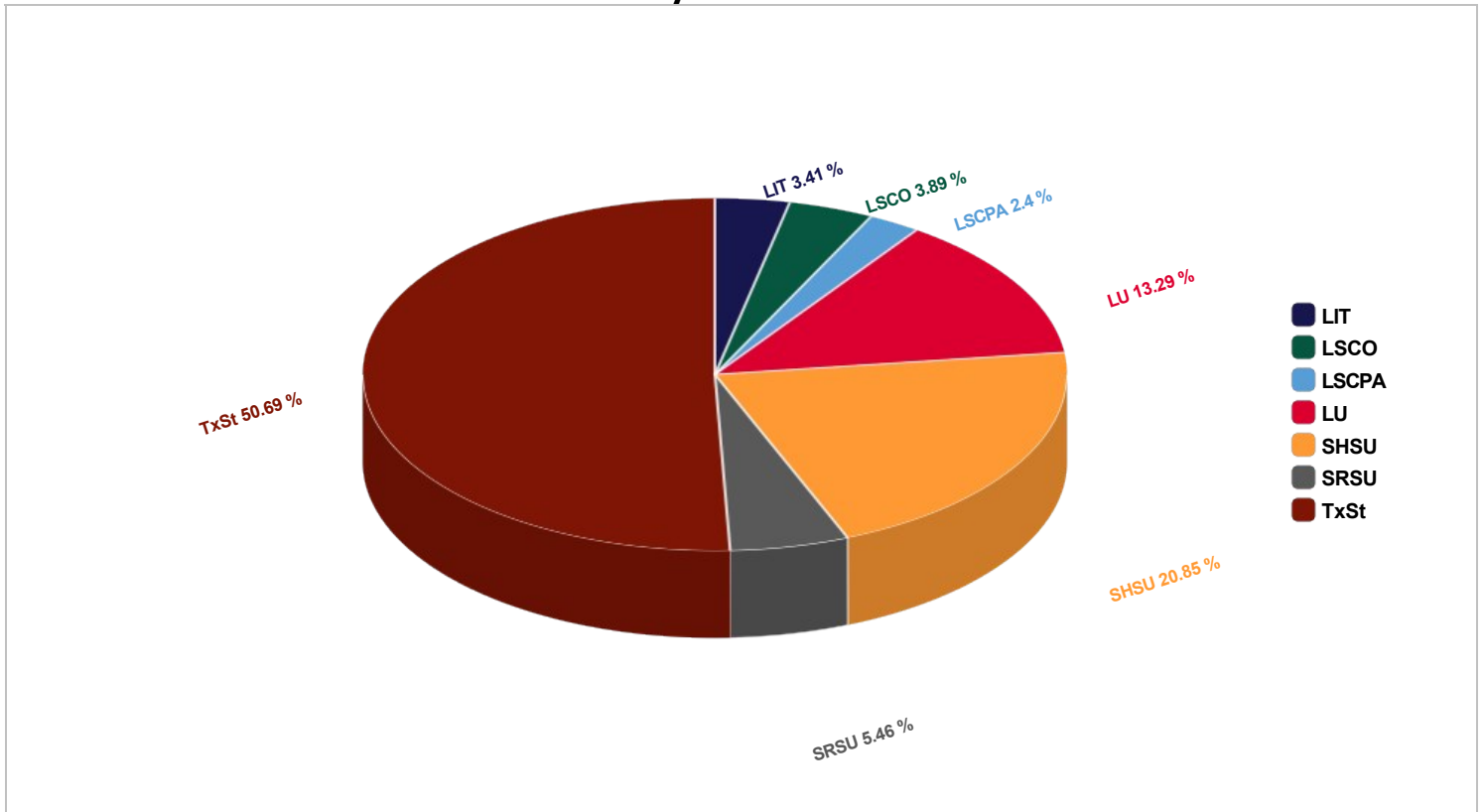
Grand Totals By Component

**TEXAS STATE UNIVERSITY SYSTEM  
Capital Improvements Program  
FY 2020-2025**

**GRAND TOTALS BY COMPONENT**

INSTITUTION	2020	2021	2022	2023	2024	2025	TOTAL BY INSTITUTION
Lamar Institute of Technology	\$25,500,399	\$0	\$0	\$0	\$0	\$19,543,143	\$45,043,542
Lamar State College-Orange	\$1,000,000	\$33,000,000	\$1,000,000	\$14,400,000	\$1,000,000	\$1,000,000	\$51,400,000
Lamar State College-Port Arthur	\$7,165,000	\$900,000	\$20,900,000	\$900,000	\$900,000	\$900,000	\$31,665,000
Lamar University	\$138,000,500	\$15,735,000	\$4,500,000	\$13,175,000	\$2,000,000	\$2,000,000	\$175,410,500
Sam Houston State University	\$133,611,000	\$11,000,000	\$97,600,000	\$11,000,000	\$11,000,000	\$11,000,000	\$275,211,000
Sul Ross State University	\$53,600,000	\$18,450,000	\$0	\$0	\$0	\$0	\$72,050,000
Texas State University	\$534,502,348	\$14,000,000	\$55,653,644	\$25,500,000	\$24,300,000	\$15,000,000	\$668,955,992
<b>TOTAL BY FISCAL YEAR</b>	<b>\$893,379,247</b>	<b>\$93,085,000</b>	<b>\$179,653,644</b>	<b>\$64,975,000</b>	<b>\$39,200,000</b>	<b>\$49,443,143</b>	
<b>CIP FY 2020-2025 TOTAL</b>							<b>\$1,319,736,034</b>

**Grand Totals by Institution 2020-2025**



# Capital Improvements Program

FY 2020-2025

## **ATTACHMENT 2**

### Sources of Funding by Component and Program Year

**TEXAS STATE UNIVERSITY SYSTEM  
Capital Improvements Program  
FY 2020-2025**

**SOURCES OF FUNDING**

**TRB - Tuition Revenue Bonds**

*Bonds authorized by the Texas Legislature for a specific capital improvement project, with debt service to be reimbursed by the Legislature. TRBs are System Revenue Bonds and are considered as such by rating agencies.*

Component	2020	2021	2022	2023	2024	2025	TOTAL BY COMPONENT
Lamar Institute of Technology	\$20,000,000	\$0	\$0	\$0	\$0	\$19,543,143	\$39,543,143
Lamar State College-Orange	\$0	\$32,000,000	\$0	\$0	\$0	\$0	\$32,000,000
Lamar State College-Port Arthur	\$0	\$0	\$20,000,000	\$0	\$0	\$0	\$20,000,000
Lamar University	\$45,000,000	\$0	\$0	\$0	\$0	\$0	\$45,000,000
Sam Houston State University	\$0	\$0	\$70,000,000	\$0	\$0	\$0	\$70,000,000
Sul Ross State University	\$45,600,000	\$0	\$0	\$0	\$0	\$0	\$45,600,000
Texas State University	\$200,000,000	\$0	\$0	\$0	\$0	\$0	\$200,000,000
<b>Total by FY:</b>	<b>\$310,600,000</b>	<b>\$32,000,000</b>	<b>\$90,000,000</b>	<b>\$0</b>	<b>\$0</b>	<b>\$19,543,143</b>	
<b>TRB GRAND TOTAL</b>							<b>\$452,143,143</b>

**HEF - Higher Education Fund**

*Higher Education Fund is a constitutionally mandated fund that provides construction funding to certain institutions of higher education.*

Component	2020	2021	2022	2023	2024	2025	TOTAL BY COMPONENT
Lamar Institute of Technology	\$4,400,399	\$0	\$0	\$0	\$0	\$0	\$4,400,399
Lamar State College-Orange	\$0	\$0	\$0	\$500,000	\$0	\$0	\$500,000
Lamar State College-Port Arthur	\$0	\$0	\$0	\$0	\$0	\$0	\$0
Lamar University	\$31,950,000	\$14,000,000	\$4,000,000	\$6,500,000	\$1,500,000	\$1,500,000	\$59,450,000
Sam Houston State University	\$10,400,000	\$8,000,000	\$12,600,000	\$8,000,000	\$11,000,000	\$8,000,000	\$58,000,000
Sul Ross State University	\$0	\$0	\$0	\$0	\$0	\$0	\$0
Texas State University	\$15,754,000	\$3,500,000	\$4,000,000	\$4,500,000	\$5,000,000	\$5,000,000	\$37,754,000
<b>Total by FY:</b>	<b>\$62,504,399</b>	<b>\$25,500,000</b>	<b>\$20,600,000</b>	<b>\$19,500,000</b>	<b>\$17,500,000</b>	<b>\$14,500,000</b>	
<b>HEF GRAND TOTAL</b>							<b>\$160,104,399</b>

**Auxiliary or Unexpended**

*Auxiliary funds are proceeds from enterprises that are operated by the institution, such as parking, food service, or housing. Unexpended funds are funds allocated for operation and maintenance of the physical plant that have not been used for that purpose.*

Component	2020	2021	2022	2023	2024	2025	TOTAL BY COMPONENT
Lamar Institute of Technology	\$0	\$0	\$0	\$0	\$0	\$0	\$0
Lamar State College-Orange	\$0	\$0	\$0	\$12,900,000	\$0	\$0	\$12,900,000
Lamar State College-Port Arthur	\$0	\$0	\$0	\$0	\$0	\$0	\$0
Lamar University	\$6,400,500	\$1,117,500	\$500,000	\$500,000	\$500,000	\$500,000	\$9,518,000
Sam Houston State University	\$3,000,000	\$3,000,000	\$3,000,000	\$3,000,000	\$0	\$3,000,000	\$15,000,000
Sul Ross State University	\$0	\$0	\$0	\$0	\$0	\$0	\$0
Texas State University	\$18,876,480	\$2,500,000	\$43,653,644	\$6,500,000	\$5,700,000	\$0	\$77,230,124
<b>Total by FY:</b>	<b>\$28,276,980</b>	<b>\$6,617,500</b>	<b>\$47,153,644</b>	<b>\$22,900,000</b>	<b>\$6,200,000</b>	<b>\$3,500,000</b>	
<b>AUXILIARY OR UNEXPENDED GRAND TOTAL</b>							<b>\$114,648,124</b>

**System Revenue Bonds**

*The TSUS Revenue Bonds are secured by a system-wide pledge of all legally available revenues for debt issued by System Administration on behalf of TSUS component institutions.*

Component	2020	2021	2022	2023	2024	2025	TOTAL BY COMPONENT
Lamar Institute of Technology	\$0	\$0	\$0	\$0	\$0	\$0	\$0
Lamar State College-Orange	\$0	\$0	\$0	\$0	\$0	\$0	\$0
Lamar State College-Port Arthur	\$0	\$0	\$0	\$0	\$0	\$0	\$0
Lamar University	\$0	\$0	\$0	\$0	\$0	\$0	\$0
Sam Houston State University	\$90,000,000	\$0	\$12,000,000	\$0	\$0	\$0	\$102,000,000
Sul Ross State University	\$0	\$0	\$0	\$0	\$0	\$0	\$0
Texas State University	\$70,721,810	\$0	\$0	\$0	\$0	\$0	\$70,721,810
<b>Total by FY:</b>	<b>\$160,721,810</b>	<b>\$0</b>	<b>\$12,000,000</b>	<b>\$0</b>	<b>\$0</b>	<b>\$0</b>	
<b>SYSTEM REVENUE BONDS GRAND TOTAL</b>							<b>\$172,721,810</b>

**TEXAS STATE UNIVERSITY SYSTEM  
Capital Improvements Program  
FY 2020-2025**

**SOURCES OF FUNDING**

**Gifts**

Component	2020	2021	2022	2023	2024	2025	TOTAL BY COMPONENT
Lamar Institute of Technology	\$0	\$0	\$0	\$0	\$0	\$0	\$0
Lamar State College-Orange	\$0	\$0	\$0	\$0	\$0	\$0	\$0
Lamar State College-Port Arthur	\$0	\$0	\$0	\$0	\$0	\$0	\$0
Lamar University	\$54,000,000	\$308,750	\$0	\$6,175,000	\$0	\$0	\$60,483,750
Sam Houston State University	\$30,211,000	\$0	\$0	\$0	\$0	\$0	\$30,211,000
Sul Ross State University	\$8,000,000	\$18,450,000	\$0	\$0	\$0	\$0	\$26,450,000
Texas State University	\$53,150,058	\$0	\$0	\$6,500,000	\$0	\$0	\$59,650,058
<b>Total by FY:</b>	<b>\$145,361,058</b>	<b>\$18,758,750</b>	<b>\$0</b>	<b>\$12,675,000</b>	<b>\$0</b>	<b>\$0</b>	
<b>GIFTS GRAND TOTAL</b>							<b>\$176,794,808</b>

**Other**

*Includes federal grants, public-private partnerships and sources other than those included in other categories. Also includes funding for projects such as deferred maintenance and special projects that may be funded from multiple sources. Details are set forth in the Project Planning Form for the applicable project.*

Component	2020	2021	2022	2023	2024	2025	TOTAL BY COMPONENT
Lamar Institute of Technology	\$1,100,000	\$0	\$0	\$0	\$0	\$0	\$1,100,000
Lamar State College-Orange	\$1,000,000	\$1,000,000	\$1,000,000	\$1,000,000	\$1,000,000	\$1,000,000	\$6,000,000
Lamar State College-Port Arthur	\$7,165,000	\$900,000	\$900,000	\$900,000	\$900,000	\$900,000	\$11,665,000
Lamar University	\$650,000	\$308,750	\$0	\$0	\$0	\$0	\$958,750
Sam Houston State University	\$0	\$0	\$0	\$0	\$0	\$0	\$0
Sul Ross State University	\$0	\$0	\$0	\$0	\$0	\$0	\$0
Texas State University	\$176,000,000	\$8,000,000	\$8,000,000	\$8,000,000	\$13,600,000	\$10,000,000	\$223,600,000
<b>Total by FY:</b>	<b>\$185,915,000</b>	<b>\$10,208,750</b>	<b>\$9,900,000</b>	<b>\$9,900,000</b>	<b>\$15,500,000</b>	<b>\$11,900,000</b>	
<b>OTHER GRAND TOTAL</b>							<b>\$243,323,750</b>

# Capital Improvements Program

FY 2020-2025

## **ATTACHMENT 3**

CIP Projects by Component

TEXAS STATE UNIVERSITY SYSTEM  
**Capital Improvements Program**  
 FY 2020-2025

**PROJECTS BY COMPONENT**

Project Name	Program Year	Total Project Cost (\$)	Tuition Revenue Bonds (\$)	HEF (\$)	Auxiliary or Unexpended Funds (\$)	TSUS Bonds (\$)	Gifts (\$)	Other (\$)	CIP Status
<b>Lamar Institute of Technology</b>									
Academic Building	2025	\$19,543,143	\$19,543,143	\$0	\$0	\$0	\$0	\$0	New Project
Renovation of unfinished space at Tommy Williams Building	2020	\$1,505,210	\$0	\$1,505,210	\$0	\$0	\$0	\$0	New Project
Truck Driving Center Laurel Property	2020	\$1,995,189	\$0	\$895,189	\$0	\$0	\$0	\$1,100,000	New Project
Workforce Training Center	2020	\$22,000,000	\$20,000,000	\$2,000,000	\$0	\$0	\$0	\$0	New Project
<b>Lamar State College-Orange</b>									
Academic Building	2021	\$32,000,000	\$32,000,000	\$0	\$0	\$0	\$0	\$0	Carry Over Amended
Miscellaneous Campus Projects, FY 2020	2020	\$1,000,000	\$0	\$0	\$0	\$0	\$0	\$1,000,000	New Project
Miscellaneous Campus Projects, FY 2021	2021	\$1,000,000	\$0	\$0	\$0	\$0	\$0	\$1,000,000	New Project
Miscellaneous Campus Projects, FY 2022	2022	\$1,000,000	\$0	\$0	\$0	\$0	\$0	\$1,000,000	New Project
Miscellaneous Campus Projects, FY 2023	2023	\$1,000,000	\$0	\$0	\$0	\$0	\$0	\$1,000,000	New Project
Miscellaneous Campus Projects, FY 2024	2024	\$1,000,000	\$0	\$0	\$0	\$0	\$0	\$1,000,000	New Project
Miscellaneous Campus Projects, FY 2025	2025	\$1,000,000	\$0	\$0	\$0	\$0	\$0	\$1,000,000	New Project
Student Center	2023	\$13,400,000	\$0	\$500,000	\$12,900,000	\$0	\$0	\$0	Carry Over Amended
<b>Lamar State College-Port Arthur</b>									
Allied Health Building Addition	2022	\$20,000,000	\$20,000,000	\$0	\$0	\$0	\$0	\$0	Carry Over Amended
Miscellaneous Campus Renovations, FY 2020	2020	\$900,000	\$0	\$0	\$0	\$0	\$0	\$900,000	New Project
Miscellaneous Campus Renovations, FY 2021	2021	\$900,000	\$0	\$0	\$0	\$0	\$0	\$900,000	New Project
Miscellaneous Campus Projects, FY 2024	2024	\$900,000	\$0	\$0	\$0	\$0	\$0	\$900,000	New Project
Miscellaneous Campus Renovations, FY 2022	2022	\$900,000	\$0	\$0	\$0	\$0	\$0	\$900,000	New Project



TEXAS STATE UNIVERSITY SYSTEM  
**Capital Improvements Program**  
 FY 2020-2025

**PROJECTS BY COMPONENT**

Project Name	Program Year	Total Project Cost (\$)	Tuition Revenue Bonds (\$)	HEF (\$)	Auxiliary or Unexpended Funds (\$)	TSUS Bonds (\$)	Gifts (\$)	Other (\$)	CIP Status
Miscellaneous Campus Renovations, FY 2023	2023	\$900,000	\$0	\$0	\$0	\$0	\$0	\$900,000	New Project
Miscellaneous Campus Renovations, FY 2025	2025	\$900,000	\$0	\$0	\$0	\$0	\$0	\$900,000	New Project
Ruby Fuller Building Renovation	2020	\$6,265,000	\$0	\$0	\$0	\$0	\$0	\$6,265,000	New Project
<b>Lamar University</b>									
Annual Student Residence Hall Refurbishing 2019	2020	\$500,000	\$0	\$0	\$500,000	\$0	\$0	\$0	Carry Over Amended
Annual Student Residence Hall Refurbishing 2020	2020	\$500,000	\$0	\$0	\$500,000	\$0	\$0	\$0	Carry Over Amended
Annual Student Residence Hall Refurbishing 2021	2021	\$500,000	\$0	\$0	\$500,000	\$0	\$0	\$0	Carry Over Amended
Annual Student Residence Hall Refurbishing 2022	2022	\$500,000	\$0	\$0	\$500,000	\$0	\$0	\$0	Carry Over Amended
Annual Student Residence Hall Refurbishing 2023	2023	\$500,000	\$0	\$0	\$500,000	\$0	\$0	\$0	Carry Over Amended
Annual Student Residence Hall Refurbishing 2024	2024	\$500,000	\$0	\$0	\$500,000	\$0	\$0	\$0	Carry Over Amended
Annual Student Residence Hall Refurbishing 2025	2025	\$500,000	\$0	\$0	\$500,000	\$0	\$0	\$0	New Project
Art Building Renovation	2023	\$11,175,000	\$0	\$5,000,000	\$0	\$0	\$6,175,000	\$0	Carry Over
Campus Infrastructure Repairs 2020	2020	\$500,000	\$0	\$500,000	\$0	\$0	\$0	\$0	Carry Over Amended
Campus Infrastructure Repairs 2021	2021	\$500,000	\$0	\$500,000	\$0	\$0	\$0	\$0	Carry Over Amended
Campus Infrastructure Repairs 2022	2022	\$500,000	\$0	\$500,000	\$0	\$0	\$0	\$0	Carry Over Amended
Campus Infrastructure Repairs 2023	2023	\$500,000	\$0	\$500,000	\$0	\$0	\$0	\$0	Carry Over Amended
Campus Infrastructure Repairs 2024	2024	\$500,000	\$0	\$500,000	\$0	\$0	\$0	\$0	Carry Over Amended
Campus Infrastructure Repairs 2025	2025	\$500,000	\$0	\$500,000	\$0	\$0	\$0	\$0	New Project
Cardinal Village Building Envelope Remediation	2020	\$5,000,000	\$0	\$0	\$5,000,000	\$0	\$0	\$0	New Project

TEXAS STATE UNIVERSITY SYSTEM  
**Capital Improvements Program**  
 FY 2020-2025

**PROJECTS BY COMPONENT**

Project Name	Program Year	Total Project Cost (\$)	Tuition Revenue Bonds (\$)	HEF (\$)	Auxiliary or Unexpended Funds (\$)	TSUS Bonds (\$)	Gifts (\$)	Other (\$)	CIP Status
Cherry Engineering Renovation	2022	\$2,500,000	\$0	\$2,500,000	\$0	\$0	\$0	\$0	Carry Over
Classroom, Office and General Building Upgrades 2020	2020	\$1,000,000	\$0	\$1,000,000	\$0	\$0	\$0	\$0	Carry Over Amended
Classroom, Office and General Building Upgrades 2021	2021	\$1,000,000	\$0	\$1,000,000	\$0	\$0	\$0	\$0	Carry Over
Classroom, Office and General Building Upgrades 2022	2022	\$1,000,000	\$0	\$1,000,000	\$0	\$0	\$0	\$0	Carry Over Amended
Classroom, Office and General Building Upgrades 2023	2023	\$1,000,000	\$0	\$1,000,000	\$0	\$0	\$0	\$0	Carry Over Amended
Classroom, Office and General Building Upgrades 2024	2024	\$1,000,000	\$0	\$1,000,000	\$0	\$0	\$0	\$0	Carry Over Amended
Classroom, Office and General Building Upgrades 2025	2025	\$1,000,000	\$0	\$1,000,000	\$0	\$0	\$0	\$0	New Project
Geology & Behavioral Sciences Building Envelope Repair	2020	\$1,000,000	\$0	\$1,000,000	\$0	\$0	\$0	\$0	Carry Over Amended
Lucas Engineering Renovation	2021	\$2,500,000	\$0	\$2,500,000	\$0	\$0	\$0	\$0	Carry Over Amended
Mary and John Gray Library Rehabilitation - Phase I	2020	\$16,900,000	\$0	\$16,900,000	\$0	\$0	\$0	\$0	Carry Over
Music Storage Renovation	2020	\$850,500	\$0	\$450,000	\$400,500	\$0	\$0	\$0	New Project
New Digital Learning Center	2020	\$45,000,000	\$45,000,000	\$0	\$0	\$0	\$0	\$0	Carry Over Amended
New Facilities Management Complex Phase I	2020	\$1,200,000	\$0	\$1,200,000	\$0	\$0	\$0	\$0	Carry Over Amended
New Facilities Management Complex Phase II	2020	\$6,500,000	\$0	\$6,500,000	\$0	\$0	\$0	\$0	Carry Over Amended
Performing & Fine Arts Center	2020	\$42,000,000	\$0	\$0	\$0	\$0	\$42,000,000	\$0	Carry Over Amended
Plummer Building Renovation	2020	\$3,550,000	\$0	\$2,900,000	\$0	\$0	\$0	\$650,000	Carry Over Amended
Roof Replacements, 2020	2020	\$1,500,000	\$0	\$1,500,000	\$0	\$0	\$0	\$0	New Project
Spindletop Gladys City Museum Restoration	2021	\$1,235,000	\$0	\$0	\$617,500	\$0	\$308,750	\$308,750	Carry Over Amended
Thomas Maes Renovation	2021	\$3,000,000	\$0	\$3,000,000	\$0	\$0	\$0	\$0	Carry Over Amended

TEXAS STATE UNIVERSITY SYSTEM  
**Capital Improvements Program**  
 FY 2020-2025

**PROJECTS BY COMPONENT**

Project Name	Program Year	Total Project Cost (\$)	Tuition Revenue Bonds (\$)	HEF (\$)	Auxiliary or Unexpended Funds (\$)	TSUS Bonds (\$)	Gifts (\$)	Other (\$)	CIP Status
University Theater Renovation	2021	\$4,500,000	\$0	\$4,500,000	\$0	\$0	\$0	\$0	Carry Over Amended
Vincent Beck Stadium Renovation	2020	\$12,000,000	\$0	\$0	\$0	\$0	\$12,000,000	\$0	New Project
Wimberly Building Renovation	2021	\$2,500,000	\$0	\$2,500,000	\$0	\$0	\$0	\$0	Carry Over Amended
<b>Sam Houston State University</b>									
Allied Health Sciences Building	2022	\$70,000,000	\$70,000,000	\$0	\$0	\$0	\$0	\$0	Carry Over
Beach Volleyball & Tennis Complex	2020	\$2,000,000	\$0	\$0	\$0	\$0	\$2,000,000	\$0	Carry Over
Bowers Stadium Renovation	2020	\$21,400,000	\$0	\$0	\$0	\$0	\$21,400,000	\$0	Carry Over
Campus Infrastructure Maintenance & Repair, 2020	2020	\$8,000,000	\$0	\$8,000,000	\$0	\$0	\$0	\$0	Carry Over
Campus Infrastructure Maintenance & Repair, 2021	2021	\$8,000,000	\$0	\$8,000,000	\$0	\$0	\$0	\$0	Carry Over
Campus Infrastructure Maintenance & Repair, 2022	2022	\$8,000,000	\$0	\$8,000,000	\$0	\$0	\$0	\$0	Carry Over
Campus Infrastructure Maintenance & Repair, 2023	2023	\$8,000,000	\$0	\$8,000,000	\$0	\$0	\$0	\$0	Carry Over
Campus Infrastructure Maintenance & Repair, 2024	2024	\$8,000,000	\$0	\$8,000,000	\$0	\$0	\$0	\$0	Carry Over
Campus Infrastructure Maintenance & Repair, 2025	2025	\$8,000,000	\$0	\$8,000,000	\$0	\$0	\$0	\$0	New Project
Don Sanders Baseball Renovation	2020	\$2,211,000	\$0	\$0	\$0	\$0	\$2,211,000	\$0	Carry Over
Equestrian Facility	2020	\$5,000,000	\$0	\$400,000	\$0	\$0	\$4,600,000	\$0	Carry Over Amended
Garrett TEC Renovation	2022	\$4,600,000	\$0	\$4,600,000	\$0	\$0	\$0	\$0	Carry Over Amended
Lee Drain Building Level 1 Renovation	2020	\$2,000,000	\$0	\$2,000,000	\$0	\$0	\$0	\$0	New Project
Miscellaneous Campus Renovation, 2024	2024	\$3,000,000	\$0	\$3,000,000	\$0	\$0	\$0	\$0	Carry Over
Miscellaneous Campus Renovations, 2021	2021	\$3,000,000	\$0	\$0	\$3,000,000	\$0	\$0	\$0	Carry Over

TEXAS STATE UNIVERSITY SYSTEM  
**Capital Improvements Program**  
 FY 2020-2025

**PROJECTS BY COMPONENT**

Project Name	Program Year	Total Project Cost (\$)	Tuition Revenue Bonds (\$)	HEF (\$)	Auxiliary or Unexpended Funds (\$)	TSUS Bonds (\$)	Gifts (\$)	Other (\$)	CIP Status
Miscellaneous Campus Renovations, 2022	2022	\$3,000,000	\$0	\$0	\$3,000,000	\$0	\$0	\$0	Carry Over
Miscellaneous Campus Renovations, 2023	2023	\$3,000,000	\$0	\$0	\$3,000,000	\$0	\$0	\$0	Carry Over Amended
Miscellaneous Campus Renovations, 2025	2025	\$3,000,000	\$0	\$0	\$3,000,000	\$0	\$0	\$0	New Project
Miscellaneous Campus Renovations, 2020	2020	\$3,000,000	\$0	\$0	\$3,000,000	\$0	\$0	\$0	Carry Over
North Residence Hall	2020	\$70,000,000	\$0	\$0	\$0	\$70,000,000	\$0	\$0	Carry Over Amended
Parking Structure (Ave I)	2022	\$12,000,000	\$0	\$0	\$0	\$12,000,000	\$0	\$0	Carry Over
Recreational Sports Expansion	2020	\$5,000,000	\$0	\$0	\$0	\$5,000,000	\$0	\$0	New Project
Ron Mafrige Field House Renovation	2020	\$15,000,000	\$0	\$0	\$0	\$15,000,000	\$0	\$0	Carry Over Amended
<b>Sul Ross State University</b>									
Borderlands Research Institute	2021	\$18,450,000	\$0	\$0	\$0	\$0	\$18,450,000	\$0	Carry Over
Fine Arts Facility Expansion and Renovations	2020	\$25,600,000	\$25,600,000	\$0	\$0	\$0	\$0	\$0	Carry Over Amended
Museum of the Big Bend Annex	2020	\$8,000,000	\$0	\$0	\$0	\$0	\$8,000,000	\$0	Carry Over Amended
Sul Ross State University Eagle Pass Campus	2020	\$20,000,000	\$20,000,000	\$0	\$0	\$0	\$0	\$0	Carry Over Amended
<b>Texas State University</b>									
Athletic Practice Facility	2023	\$11,000,000	\$0	\$0	\$5,500,000	\$0	\$5,500,000	\$0	New Project
Ballpark Clubhouse	2020	\$9,996,898	\$0	\$0	\$4,063,780	\$0	\$5,933,118	\$0	New Project
Campus Parking Garage	2022	\$43,653,644	\$0	\$0	\$43,653,644	\$0	\$0	\$0	Carry Over Amended
Central Plant - Boiler Burner and Instrumentation Replacement	2020	\$1,100,000	\$0	\$0	\$1,100,000	\$0	\$0	\$0	New Project
Comanche Street Pedestrian Bridge	2024	\$9,300,000	\$0	\$0	\$5,700,000	\$0	\$0	\$3,600,000	Carry Over Amended

TEXAS STATE UNIVERSITY SYSTEM  
**Capital Improvements Program**  
 FY 2020-2025

**PROJECTS BY COMPONENT**

Project Name	Program Year	Total Project Cost (\$)	Tuition Revenue Bonds (\$)	HEF (\$)	Auxiliary or Unexpended Funds (\$)	TSUS Bonds (\$)	Gifts (\$)	Other (\$)	CIP Status
Deferred Maintenance 2020	2020	\$3,000,000	\$0	\$3,000,000	\$0	\$0	\$0	\$0	Carry Over
Deferred Maintenance 2021	2021	\$3,500,000	\$0	\$3,500,000	\$0	\$0	\$0	\$0	Carry Over
Deferred Maintenance 2022	2022	\$4,000,000	\$0	\$4,000,000	\$0	\$0	\$0	\$0	Carry Over
Deferred Maintenance 2023	2023	\$4,500,000	\$0	\$4,500,000	\$0	\$0	\$0	\$0	Carry Over
Deferred Maintenance 2024	2024	\$5,000,000	\$0	\$5,000,000	\$0	\$0	\$0	\$0	Carry Over
Deferred Maintenance 2025	2025	\$5,000,000	\$0	\$5,000,000	\$0	\$0	\$0	\$0	New Project
DHRL - Lantana Hall Renovation	2020	\$24,297,874	\$0	\$0	\$10,000,000	\$14,297,874	\$0	\$0	New Project
East West Mall Connection	2020	\$1,212,700	\$0	\$0	\$1,212,700	\$0	\$0	\$0	Carry Over Amended
Esperanza Hall	2020	\$76,910,506	\$75,000,000	\$0	\$0	\$1,910,506	\$0	\$0	Carry Over Amended
Infrastructure Research Laboratory	2020	\$12,600,000	\$0	\$504,000	\$0	\$12,096,000	\$0	\$0	Carry Over Amended
Music Building	2020	\$70,453,350	\$0	\$0	\$0	\$30,453,350	\$40,000,000	\$0	New Project
Nueces Building Renovation	2020	\$2,750,000	\$0	\$2,750,000	\$0	\$0	\$0	\$0	Carry Over Amended
Old Main Foundation Stabilization	2020	\$2,500,000	\$0	\$0	\$2,500,000	\$0	\$0	\$0	Carry Over
P3 Student Housing	2020	\$168,000,000	\$0	\$0	\$0	\$0	\$0	\$168,000,000	New Project
South Chill Plant - Chiller 3 Build Out	2021	\$2,500,000	\$0	\$0	\$2,500,000	\$0	\$0	\$0	Carry Over Amended
Special Projects 2020	2020	\$8,000,000	\$0	\$0	\$0	\$0	\$0	\$8,000,000	Carry Over
Special Projects 2021	2021	\$8,000,000	\$0	\$0	\$0	\$0	\$0	\$8,000,000	Carry Over
Special Projects 2022	2022	\$8,000,000	\$0	\$0	\$0	\$0	\$0	\$8,000,000	Carry Over
Special Projects 2023	2023	\$8,000,000	\$0	\$0	\$0	\$0	\$0	\$8,000,000	Carry Over

TEXAS STATE UNIVERSITY SYSTEM  
**Capital Improvements Program**  
 FY 2020-2025

**PROJECTS BY COMPONENT**

Project Name	Program Year	Total Project Cost (\$)	Tuition Revenue Bonds (\$)	HEF (\$)	Auxiliary or Unexpended Funds (\$)	TSUS Bonds (\$)	Gifts (\$)	Other (\$)	CIP Status
Special Projects 2024	2024	\$10,000,000	\$0	\$0	\$0	\$0	\$0	\$10,000,000	Carry Over Amended
Special Projects 2025	2025	\$10,000,000	\$0	\$0	\$0	\$0	\$0	\$10,000,000	New Project
Spring Lake Hall Exhibition and Patio Renovation	2020	\$7,216,940	\$0	\$0	\$0	\$0	\$7,216,940	\$0	New Project
STEM Classroom Building	2020	\$136,964,080	\$125,000,000	\$0	\$0	\$11,964,080	\$0	\$0	Carry Over Amended
Taylor Murphy Building	2020	\$2,500,000	\$0	\$2,500,000	\$0	\$0	\$0	\$0	Carry Over Amended
Thorpe Lane Building Renovation	2023	\$2,000,000	\$0	\$0	\$1,000,000	\$0	\$1,000,000	\$0	New Project
University Police Department Bldg	2020	\$7,000,000	\$0	\$7,000,000	\$0	\$0	\$0	\$0	Carry Over

# Capital Improvements Program

FY 2020-2025

## **ATTACHMENT 4**

CIP Projects by Program Year

TEXAS STATE UNIVERSITY SYSTEM  
**Capital Improvements Program**  
 FY 2020-2025

## PROJECTS BY YEAR

Project Name	Program Year	Total Project Cost (\$)	Tuition Revenue Bonds (\$)	HEF (\$)	Auxiliary or Unexpended Funds (\$)	TSUS Revenue Bonds (\$)	Gifts (\$)	Other (\$)	CIP Status
LIT - Renovation of unfinished space at Tommy Williams Building	2020	\$1,505,210	\$0	\$1,505,210	\$0	\$0	\$0	\$0	New Project
LIT - Truck Driving Center Laurel Property	2020	\$1,995,189	\$0	\$895,189	\$0	\$0	\$0	\$1,100,000	New Project
LIT - Workforce Training Center	2020	\$22,000,000	\$20,000,000	\$2,000,000	\$0	\$0	\$0	\$0	New Project
LSCO - Miscellaneous Campus Projects, FY 2020	2020	\$1,000,000	\$0	\$0	\$0	\$0	\$0	\$1,000,000	New Project
LSCPA - Miscellaneous Campus Renovations, FY 2020	2020	\$900,000	\$0	\$0	\$0	\$0	\$0	\$900,000	New Project
LSCPA - Ruby Fuller Building Renovation	2020	\$6,265,000	\$0	\$0	\$0	\$0	\$0	\$6,265,000	New Project
LU - Annual Student Residence Hall Refurbishing 2019	2020	\$500,000	\$0	\$0	\$500,000	\$0	\$0	\$0	Carry Over Amended
LU - Annual Student Residence Hall Refurbishing 2020	2020	\$500,000	\$0	\$0	\$500,000	\$0	\$0	\$0	Carry Over Amended
LU - Campus Infrastructure Repairs 2020	2020	\$500,000	\$0	\$500,000	\$0	\$0	\$0	\$0	Carry Over Amended
LU - Cardinal Village Building Envelope Remediation	2020	\$5,000,000	\$0	\$0	\$5,000,000	\$0	\$0	\$0	New Project
LU - Classroom, Office and General Building Upgrades 2020	2020	\$1,000,000	\$0	\$1,000,000	\$0	\$0	\$0	\$0	Carry Over Amended
LU - Geology & Behavioral Sciences Building Envelope Repair	2020	\$1,000,000	\$0	\$1,000,000	\$0	\$0	\$0	\$0	Carry Over Amended
LU - Mary and John Gray Library Rehabilitation - Phase I	2020	\$16,900,000	\$0	\$16,900,000	\$0	\$0	\$0	\$0	Carry Over
LU - Music Storage Renovation	2020	\$850,500	\$0	\$450,000	\$400,500	\$0	\$0	\$0	New Project
LU - New Digital Learning Center	2020	\$45,000,000	\$45,000,000	\$0	\$0	\$0	\$0	\$0	Carry Over Amended
LU - New Facilities Management Complex Phase I	2020	\$1,200,000	\$0	\$1,200,000	\$0	\$0	\$0	\$0	Carry Over Amended
LU - New Facilities Management Complex Phase II	2020	\$6,500,000	\$0	\$6,500,000	\$0	\$0	\$0	\$0	Carry Over Amended
LU - Performing & Fine Arts Center	2020	\$42,000,000	\$0	\$0	\$0	\$0	\$42,000,000	\$0	Carry Over Amended
LU - Plummer Building Renovation	2020	\$3,550,000	\$0	\$2,900,000	\$0	\$0	\$0	\$650,000	Carry Over Amended
LU - Roof Replacements, 2020	2020	\$1,500,000	\$0	\$1,500,000	\$0	\$0	\$0	\$0	New Project
LU - Vincent Beck Stadium Renovation	2020	\$12,000,000	\$0	\$0	\$0	\$0	\$12,000,000	\$0	New Project
SHSU - Beach Volleyball & Tennis Complex	2020	\$2,000,000	\$0	\$0	\$0	\$0	\$2,000,000	\$0	Carry Over
SHSU - Bowers Stadium Renovation	2020	\$21,400,000	\$0	\$0	\$0	\$0	\$21,400,000	\$0	Carry Over
SHSU - Campus Infrastructure Maintenance & Repair, 2020	2020	\$8,000,000	\$0	\$8,000,000	\$0	\$0	\$0	\$0	Carry Over
SHSU - Don Sanders Baseball Renovation	2020	\$2,211,000	\$0	\$0	\$0	\$0	\$2,211,000	\$0	Carry Over
SHSU - Equestrian Facility	2020	\$5,000,000	\$0	\$400,000	\$0	\$0	\$4,600,000	\$0	Carry Over Amended
SHSU - Lee Drain Building Level 1 Renovation	2020	\$2,000,000	\$0	\$2,000,000	\$0	\$0	\$0	\$0	New Project
SHSU - Miscellaneous Campus Renovations, 2020	2020	\$3,000,000	\$0	\$0	\$3,000,000	\$0	\$0	\$0	Carry Over
SHSU - North Residence Hall	2020	\$70,000,000	\$0	\$0	\$0	\$70,000,000	\$0	\$0	Carry Over Amended
SHSU - Recreational Sports Expansion	2020	\$5,000,000	\$0	\$0	\$0	\$5,000,000	\$0	\$0	New Project
SHSU - Ron Mafrige Field House Renovation	2020	\$15,000,000	\$0	\$0	\$0	\$15,000,000	\$0	\$0	Carry Over Amended
SRSU - Fine Arts Facility Expansion and Renovations	2020	\$25,600,000	\$25,600,000	\$0	\$0	\$0	\$0	\$0	Carry Over Amended
SRSU - Museum of the Big Bend Quarterly Meeting	2020	\$8,000,000	738	\$0	\$0	\$0	\$8,000,000	\$0	Carry Over Amended



TEXAS STATE UNIVERSITY SYSTEM  
**Capital Improvements Program**  
 FY 2020-2025

## PROJECTS BY YEAR

Project Name	Program Year	Total Project Cost (\$)	Tuition Revenue Bonds (\$)	HEF (\$)	Auxiliary or Unexpended Funds (\$)	TSUS Revenue Bonds (\$)	Gifts (\$)	Other (\$)	CIP Status
SRSU - Sul Ross State University Eagle Pass Campus	2020	\$20,000,000	\$20,000,000	\$0	\$0	\$0	\$0	\$0	Carry Over Amended
TxSt - Ballpark Clubhouse	2020	\$9,996,898	\$0	\$0	\$4,063,780	\$0	\$5,933,118	\$0	New Project
TxSt - Central Plant - Boiler Burner and Instrumentation Replacement	2020	\$1,100,000	\$0	\$0	\$1,100,000	\$0	\$0	\$0	New Project
TxSt - Deferred Maintenance 2020	2020	\$3,000,000	\$0	\$3,000,000	\$0	\$0	\$0	\$0	Carry Over
TxSt - DHRL - Lantana Hall Renovation	2020	\$24,297,874	\$0	\$0	\$10,000,000	\$14,297,874	\$0	\$0	New Project
TxSt - East West Mall Connection	2020	\$1,212,700	\$0	\$0	\$1,212,700	\$0	\$0	\$0	Carry Over Amended
TxSt - Esperanza Hall	2020	\$76,910,506	\$75,000,000	\$0	\$0	\$1,910,506	\$0	\$0	Carry Over Amended
TxSt - Infrastructure Research Laboratory	2020	\$12,600,000	\$0	\$504,000	\$0	\$12,096,000	\$0	\$0	Carry Over Amended
TxSt - Music Building	2020	\$70,453,350	\$0	\$0	\$0	\$30,453,350	\$40,000,000	\$0	New Project
TxSt - Nueces Building Renovation	2020	\$2,750,000	\$0	\$2,750,000	\$0	\$0	\$0	\$0	Carry Over Amended
TxSt - Old Main Foundation Stabilization	2020	\$2,500,000	\$0	\$0	\$2,500,000	\$0	\$0	\$0	Carry Over
TxSt - P3 Student Housing	2020	\$168,000,000	\$0	\$0	\$0	\$0	\$0	\$168,000,000	New Project
TxSt - Special Projects 2020	2020	\$8,000,000	\$0	\$0	\$0	\$0	\$0	\$8,000,000	Carry Over
TxSt - Spring Lake Hall Exhibition and Patio Renovation	2020	\$7,216,940	\$0	\$0	\$0	\$0	\$7,216,940	\$0	New Project
TxSt - STEM Classroom Building	2020	\$136,964,080	\$125,000,000	\$0	\$0	\$11,964,080	\$0	\$0	Carry Over Amended
TxSt - Taylor Murphy Building	2020	\$2,500,000	\$0	\$2,500,000	\$0	\$0	\$0	\$0	Carry Over Amended
TxSt - University Police Department Bldg	2020	\$7,000,000	\$0	\$7,000,000	\$0	\$0	\$0	\$0	Carry Over
LSCO - Academic Building	2021	\$32,000,000	\$32,000,000	\$0	\$0	\$0	\$0	\$0	Carry Over Amended
LSCO - Miscellaneous Campus Projects, FY 2021	2021	\$1,000,000	\$0	\$0	\$0	\$0	\$0	\$1,000,000	New Project
LSCPA - Miscellaneous Campus Renovations, FY 2021	2021	\$900,000	\$0	\$0	\$0	\$0	\$0	\$900,000	New Project
LU - Annual Student Residence Hall Refurbishing 2021	2021	\$500,000	\$0	\$0	\$500,000	\$0	\$0	\$0	Carry Over Amended
LU - Campus Infrastructure Repairs 2021	2021	\$500,000	\$0	\$500,000	\$0	\$0	\$0	\$0	Carry Over Amended
LU - Classroom, Office and General Building Upgrades 2021	2021	\$1,000,000	\$0	\$1,000,000	\$0	\$0	\$0	\$0	Carry Over
LU - Lucas Engineering Renovation	2021	\$2,500,000	\$0	\$2,500,000	\$0	\$0	\$0	\$0	Carry Over Amended
LU - Spindletop Gladys City Museum Restoration	2021	\$1,235,000	\$0	\$0	\$617,500	\$0	\$308,750	\$308,750	Carry Over Amended
LU - Thomas Maes Renovation	2021	\$3,000,000	\$0	\$3,000,000	\$0	\$0	\$0	\$0	Carry Over Amended
LU - University Theater Renovation	2021	\$4,500,000	\$0	\$4,500,000	\$0	\$0	\$0	\$0	Carry Over Amended
LU - Wimberly Building Renovation	2021	\$2,500,000	\$0	\$2,500,000	\$0	\$0	\$0	\$0	Carry Over Amended
SHSU - Campus Infrastructure Maintenance & Repair, 2021	2021	\$8,000,000	\$0	\$8,000,000	\$0	\$0	\$0	\$0	Carry Over
SHSU - Miscellaneous Campus Renovations, 2021	2021	\$3,000,000	\$0	\$0	\$3,000,000	\$0	\$0	\$0	Carry Over
SRSU - Borderlands Research Institute	2021	\$18,450,000	\$0	\$0	\$0	\$0	\$18,450,000	\$0	Carry Over
TxSt - Deferred Maintenance 2021	2021	\$3,500,000	\$0	\$3,500,000	\$0	\$0	\$0	\$0	Carry Over
TxSt - South Campus Board of Regents Building Meeting	2021	\$2,500,000	739	\$0	\$0	\$2,500,000	\$0	\$0	Carry Over Amended

TEXAS STATE UNIVERSITY SYSTEM  
**Capital Improvements Program**  
**FY 2020-2025**

## PROJECTS BY YEAR

Project Name	Program Year	Total Project Cost (\$)	Tuition Revenue Bonds (\$)	HEF (\$)	Auxiliary or Unexpended Funds (\$)	TSUS Revenue Bonds (\$)	Gifts (\$)	Other (\$)	CIP Status
TxSt - Special Projects 2021	2021	\$8,000,000	\$0	\$0	\$0	\$0	\$0	\$8,000,000	Carry Over
LSCO - Miscellaneous Campus Projects, FY 2022	2022	\$1,000,000	\$0	\$0	\$0	\$0	\$0	\$1,000,000	New Project
LSCPA - Allied Health Building Addition	2022	\$20,000,000	\$20,000,000	\$0	\$0	\$0	\$0	\$0	Carry Over Amended
LSCPA - Miscellaneous Campus Renovations, FY 2022	2022	\$900,000	\$0	\$0	\$0	\$0	\$0	\$900,000	New Project
LU - Annual Student Residence Hall Refurbishing 2022	2022	\$500,000	\$0	\$0	\$500,000	\$0	\$0	\$0	Carry Over Amended
LU - Campus Infrastructure Repairs 2022	2022	\$500,000	\$0	\$500,000	\$0	\$0	\$0	\$0	Carry Over Amended
LU - Cherry Engineering Renovation	2022	\$2,500,000	\$0	\$2,500,000	\$0	\$0	\$0	\$0	Carry Over
LU - Classroom, Office and General Building Upgrades 2022	2022	\$1,000,000	\$0	\$1,000,000	\$0	\$0	\$0	\$0	Carry Over Amended
SHSU - Allied Health Sciences Building	2022	\$70,000,000	\$70,000,000	\$0	\$0	\$0	\$0	\$0	Carry Over
SHSU - Campus Infrastructure Maintenance & Repair, 2022	2022	\$8,000,000	\$0	\$8,000,000	\$0	\$0	\$0	\$0	Carry Over
SHSU - Garrett TEC Renovation	2022	\$4,600,000	\$0	\$4,600,000	\$0	\$0	\$0	\$0	Carry Over Amended
SHSU - Miscellaneous Campus Renovations, 2022	2022	\$3,000,000	\$0	\$0	\$3,000,000	\$0	\$0	\$0	Carry Over
SHSU - Parking Structure (Ave I)	2022	\$12,000,000	\$0	\$0	\$0	\$12,000,000	\$0	\$0	Carry Over
TxSt - Campus Parking Garage	2022	\$43,653,644	\$0	\$0	\$43,653,644	\$0	\$0	\$0	Carry Over Amended
TxSt - Deferred Maintenance 2022	2022	\$4,000,000	\$0	\$4,000,000	\$0	\$0	\$0	\$0	Carry Over
TxSt - Special Projects 2022	2022	\$8,000,000	\$0	\$0	\$0	\$0	\$0	\$8,000,000	Carry Over
LSCO - Miscellaneous Campus Projects, FY 2023	2023	\$1,000,000	\$0	\$0	\$0	\$0	\$0	\$1,000,000	New Project
LSCO - Student Center	2023	\$13,400,000	\$0	\$500,000	\$12,900,000	\$0	\$0	\$0	Carry Over Amended
LSCPA - Miscellaneous Campus Renovations, FY 2023	2023	\$900,000	\$0	\$0	\$0	\$0	\$0	\$900,000	New Project
LU - Annual Student Residence Hall Refurbishing 2023	2023	\$500,000	\$0	\$0	\$500,000	\$0	\$0	\$0	Carry Over Amended
LU - Art Building Renovation	2023	\$11,175,000	\$0	\$5,000,000	\$0	\$0	\$6,175,000	\$0	Carry Over
LU - Campus Infrastructure Repairs 2023	2023	\$500,000	\$0	\$500,000	\$0	\$0	\$0	\$0	Carry Over Amended
LU - Classroom, Office and General Building Upgrades 2023	2023	\$1,000,000	\$0	\$1,000,000	\$0	\$0	\$0	\$0	Carry Over Amended
SHSU - Campus Infrastructure Maintenance & Repair, 2023	2023	\$8,000,000	\$0	\$8,000,000	\$0	\$0	\$0	\$0	Carry Over
SHSU - Miscellaneous Campus Renovations, 2023	2023	\$3,000,000	\$0	\$0	\$3,000,000	\$0	\$0	\$0	Carry Over Amended
TxSt - Athletic Practice Facility	2023	\$11,000,000	\$0	\$0	\$5,500,000	\$0	\$5,500,000	\$0	New Project
TxSt - Deferred Maintenance 2023	2023	\$4,500,000	\$0	\$4,500,000	\$0	\$0	\$0	\$0	Carry Over
TxSt - Special Projects 2023	2023	\$8,000,000	\$0	\$0	\$0	\$0	\$0	\$8,000,000	Carry Over
TxSt - Thorpe Lane Building Renovation	2023	\$2,000,000	\$0	\$0	\$1,000,000	\$0	\$1,000,000	\$0	New Project
LSCO - Miscellaneous Campus Projects, FY 2024	2024	\$1,000,000	\$0	\$0	\$0	\$0	\$0	\$1,000,000	New Project
LSCPA - Miscellaneous Campus Projects, FY 2024	2024	\$900,000	\$0	\$0	\$0	\$0	\$0	\$900,000	New Project
LU - Annual Student Residence Hall Refurbishing 2024	2024	\$500,000	\$0	\$0	\$500,000	\$0	\$0	\$0	Carry Over Amended
LU - Campus Infrastructure Repairs 2024	2024	\$500,000	740	\$0	\$500,000	\$0	\$0	\$0	Carry Over Amended

TEXAS STATE UNIVERSITY SYSTEM  
**Capital Improvements Program**  
 FY 2020-2025

**PROJECTS BY YEAR**

Project Name	Program Year	Total Project Cost (\$)	Tuition Revenue Bonds (\$)	HEF (\$)	Auxiliary or Unexpended Funds (\$)	TSUS Revenue Bonds (\$)	Gifts (\$)	Other (\$)	CIP Status
LU - Classroom, Office and General Building Upgrades 2024	2024	\$1,000,000	\$0	\$1,000,000	\$0	\$0	\$0	\$0	Carry Over Amended
SHSU - Campus Infrastructure Maintenance & Repair, 2024	2024	\$8,000,000	\$0	\$8,000,000	\$0	\$0	\$0	\$0	Carry Over
SHSU - Miscellaneous Campus Renovation, 2024	2024	\$3,000,000	\$0	\$3,000,000	\$0	\$0	\$0	\$0	Carry Over
TxSt - Comanche Street Pedestrian Bridge	2024	\$9,300,000	\$0	\$0	\$5,700,000	\$0	\$0	\$3,600,000	Carry Over Amended
TxSt - Deferred Maintenance 2024	2024	\$5,000,000	\$0	\$5,000,000	\$0	\$0	\$0	\$0	Carry Over
TxSt - Special Projects 2024	2024	\$10,000,000	\$0	\$0	\$0	\$0	\$0	\$10,000,000	Carry Over Amended
LIT - Academic Building	2025	\$19,543,143	\$19,543,143	\$0	\$0	\$0	\$0	\$0	New Project
LSCO - Miscellaneous Campus Projects, FY 2025	2025	\$1,000,000	\$0	\$0	\$0	\$0	\$0	\$1,000,000	New Project
LSCPA - Miscellaneous Campus Renovations, FY 2025	2025	\$900,000	\$0	\$0	\$0	\$0	\$0	\$900,000	New Project
LU - Annual Student Residence Hall Refurbishing 2025	2025	\$500,000	\$0	\$0	\$500,000	\$0	\$0	\$0	New Project
LU - Campus Infrastructure Repairs 2025	2025	\$500,000	\$0	\$500,000	\$0	\$0	\$0	\$0	New Project
LU - Classroom, Office and General Building Upgrades 2025	2025	\$1,000,000	\$0	\$1,000,000	\$0	\$0	\$0	\$0	New Project
SHSU - Campus Infrastructure Maintenance & Repair, 2025	2025	\$8,000,000	\$0	\$8,000,000	\$0	\$0	\$0	\$0	New Project
SHSU - Miscellaneous Campus Renovations, 2025	2025	\$3,000,000	\$0	\$0	\$3,000,000	\$0	\$0	\$0	New Project
TxSt - Deferred Maintenance 2025	2025	\$5,000,000	\$0	\$5,000,000	\$0	\$0	\$0	\$0	New Project
TxSt - Special Projects 2025	2025	\$10,000,000	\$0	\$0	\$0	\$0	\$0	\$10,000,000	New Project

# Capital Improvements Program

FY 2020-2025

## **ATTACHMENT 5**

New CIP Projects

**TEXAS STATE UNIVERSITY SYSTEM  
Capital Improvements Program  
FY 2020-2025**

**NEW CIP PROJECTS**

Project Name	Program Year	Total Project Cost (\$)
LIT - Academic Building	2025	\$19,543,143
LIT - Renovation of unfinished space at Tommy Williams Building	2020	\$1,505,210
LIT - Truck Driving Center Laurel Property	2020	\$1,995,189
LIT - Workforce Training Center	2020	\$22,000,000
LSCO - Miscellaneous Campus Projects, FY 2020	2020	\$1,000,000
LSCO - Miscellaneous Campus Projects, FY 2021	2021	\$1,000,000
LSCO - Miscellaneous Campus Projects, FY 2022	2022	\$1,000,000
LSCO - Miscellaneous Campus Projects, FY 2023	2023	\$1,000,000
LSCO - Miscellaneous Campus Projects, FY 2024	2024	\$1,000,000
LSCO - Miscellaneous Campus Projects, FY 2025	2025	\$1,000,000
LSCPA - Miscellaneous Campus Renovations, FY 2020	2020	\$900,000
LSCPA - Miscellaneous Campus Renovations, FY 2021	2021	\$900,000
LSCPA - Miscellaneous Campus Projects, FY 2024	2024	\$900,000
LSCPA - Miscellaneous Campus Renovations, FY 2022	2022	\$900,000
LSCPA - Miscellaneous Campus Renovations, FY 2023	2023	\$900,000
LSCPA - Miscellaneous Campus Renovations, FY 2025	2025	\$900,000
LSCPA - Ruby Fuller Building Renovation	2020	\$6,265,000
LU - Annual Student Residence Hall Refurbishing 2025	2025	\$500,000
LU - Campus Infrastructure Repairs 2025	2025	\$500,000
LU - Cardinal Village Building Envelope Remediation	2020	\$5,000,000
LU - Classroom, Office and General Building Upgrades 2025	2025	\$1,000,000
LU - Music Storage Renovation	2020	\$850,500
LU - Roof Replacements, 2020	2020	\$1,500,000
LU - Vincent Beck Stadium Renovation	2020	\$12,000,000
SHSU - Campus Infrastructure Maintenance & Repair, 2025	2025	\$8,000,000
SHSU - Lee Drain Building Level 1 Renovation	2020	\$2,000,000
SHSU - Miscellaneous Campus Renovations, 2025	2025	\$3,000,000
SHSU - Recreational Sports Expansion	2020	\$5,000,000
TxSt - Athletic Practice Facility	2023	\$11,000,000
TxSt - Ballpark Clubhouse	2020	\$9,996,898
TxSt - Central Plant - Boiler Burner and Instrumentation Replacement	2020	\$1,100,000
TxSt - Deferred Maintenance 2025	2025	\$5,000,000
TxSt - DHRL - Lantana Hall Renovation	2020	\$24,297,874
TxSt - Music Building	2020	\$70,453,350
TxSt - P3 Student Housing	2020	\$168,000,000
TxSt - Special Projects 2025	2025	\$10,000,000

**TEXAS STATE UNIVERSITY SYSTEM**  
**Capital Improvements Program**  
FY 2020-2025

<b>Project Name</b>	<b>Program Year</b>	<b>Total Project Cost (\$)</b>
TxSt - Spring Lake Hall Exhibition and Patio Renovation	2020	\$7,216,940
TxSt - Thorpe Lane Building Renovation	2023	\$2,000,000

# Capital Improvements Program

FY 2020-2025

## **ATTACHMENT 6**

Project Information Forms for  
New CIP Projects Over \$4 Million

### CIP Project Information Form

Project Name: Workforce Training Center

Component: LIT

Program Year: 2020

New or Amended: New

On Campus Master Plan? Yes

Project Type: Classroom, General, Laboratory, General

Gross square footage: 35,300

Site/Location 855 East Lavaca Street, Beaumont, Texas

Project Needs: Pursuant to the updated Master Plan, LIT plans to build a Workforce Training Center for both credit and non-credit students. It will include 10 classrooms, 1 large lecture room, 2 computer labs, and a workforce and faculty suite. Students currently housed in temporary buildings will move into the new center.

Preliminary Project Cost: \$22,000,000

Source(s) of Funding: TRB(\$20,000,000), HEF(\$2,000,000)

Comments:



### CIP Project Information Form

Project Name: Ruby Fuller Building Renovation

Component: LSCPA

Program Year: 2020

New or Amended: New

On Campus Master Plan? No

Project Type: Classroom, General, Office, General

Gross square footage: 13,945

Site/Location

Project Needs: As a result of Hurricane Harvey, the building suffered water infiltration through the masonry exterior walls and clearstory walls above the roofs. There is extensive mold and mildew on the first level particularly the old print shop located under the building south entry steps. Due to the moisture infiltration causing mold and mildew, some spaces are uninhabitable. Most of the water infiltration is through the exterior walls as evidenced by the plaster deterioration on the interior.

Preliminary Project Cost: \$6,265,000

Source(s) of Funding:

Comments:

**CIP Project Information Form**

Project Name: Cardinal Village Building Envelope Remediation

Component: LU

Program Year: 2020

New or Amended: New

On Campus Master Plan? No

Project Type: Dormitory

Gross square footage:

Site/Location All Cardinal Village residence halls

Project Needs: All of the residence halls on campus have open-air corridors/breezeways connecting individual buildings. The decks of the corridors were poorly constructed and generally have one very small, undersized and poorly located inlet that is insufficient for the amount of rain in this region. Additionally, it has been discovered that the decks do not properly slope to the existing drain and therefore in heavy rains, water runs through the open corridors of the buildings and in some cases, have penetrated to the floor slabs of the apartments. This project is meant to address the problem through the enclosure of the open breezeways and stair towers to prevent water migration throughout the building. The project will also repair/replace stairs that have been structurally compromised over time. If the issues are not addressed, the buildings will continue to deteriorate at a more rapid rate than usual and will be in need of much more comprehensive rehabilitation, if not actual replacement, within 5 years. The project will be phased over two fiscal years due to funding limitations.

Preliminary Project Cost: \$5,000,000

Source(s) of Funding: Auxiliary

Comments:

### CIP Project Information Form

Project Name: Vincent Beck Stadium Renovation

Component: LU

Program Year: 2020

New or Amended: New

On Campus Master Plan? No

Project Type: Athletic

Gross square footage: 10,000

Site/Location Vincent Beck Stadium

Project Needs: Existing facilities at the stadium are antiquated and not in line with facilities at other conference schools. The coach's offices have been housed in a trailer for several years, the locker rooms and public restrooms are in disrepair and not adequately sized, the entry plaza is unattractive and inefficient for moving fans through the complex, the press box is not up to current NCAA standards and the reserved seating area is not protected from the elements. None of the existing facilities fully meets the current Texas Accessibility Standards. Lamar University Athletics has initiated a fundraising campaign to address these areas and bring the complex up to a competitive standard that is also functionally effective. Consideration is being given to create a new players and coaches club house with new locker facilities, offices and student athlete amenities, new retail amenities, promotion of Lamar University Athletics' accomplishments, a new gateway and ticket center and a new street level facade including landscape and hardscape enhancements. The central seating area would be reconstructed with either bleacher or individual seats, a new press box and a partial covering.

Preliminary Project Cost: \$12,000,000

Source(s) of Funding: gifts

Comments:

### CIP Project Information Form

Project Name: Recreational Sports Expansion

Component: SHSU

Program Year: 2020

New or Amended: New

On Campus Master Plan? Yes

Project Type: Athletic

Gross square footage: 25,000

Site/Location Main Campus

Project Needs: Sam Houston State University has outgrown its current indoor recreational sports facilities. This project will renovate a portion of the existing Health & Kinesiology Center to create additional basketball/volleyball courts and other areas for students' recreational use.

Preliminary Project Cost: \$5,000,000

Source(s) of Funding: TSUS Bonds

Comments:

### CIP Project Information Form

Project Name:	Ballpark Clubhouse
Component:	TxSt
Program Year:	2020
New or Amended:	New
On Campus Master Plan?	No
Project Type:	Athletic
Gross square footage:	22,144
Site/Location	Bobcat Ballpark
Project Needs:	<p>The baseball and softball team operations are housed and function within the University Events Center. Very limited resources are available for practices and game days at the ballpark. A clubhouse that provides athletic training space, changing locations, meeting space, umpire dressing rooms, video editing room, and storage is desired at the ballpark. The Ballpark Clubhouse project is not currently on the Campus Master Plan and will be added at the next update.</p>
Preliminary Project Cost:	\$9,996,898
Source(s) of Funding:	Auxiliary(\$4,063,780), gifts(\$5,933,118)
Comments:	

### CIP Project Information Form

Project Name: DHRL - Lantana Hall Renovation

Component: TxSt

Program Year: 2020

New or Amended: New

On Campus Master Plan? Yes

Project Type: Housing, Dormitory

Gross square footage: 74,086

Site/Location 501 N. Edward Gary St., San Marcos, TX 78666

Project Needs: Texas State University is a residential campus historically requiring freshman students to live on campus. The University is committed to providing attractive, secure, and up to date facilities. This building was constructed in 1962 and has yet to undergo a major capital renovation to bring existing systems up to modern standards. Complete demolition and building an entirely new facility was deemed cost prohibitive. This project will also add approximately (200) beds to the housing capacity which is needed due to the growth of the University.

Preliminary Project Cost: \$24,297,874

Source(s) of Funding: Auxiliary(\$10,000,000), TSUS Bonds(\$14,297,874)

Comments:

### CIP Project Information Form

Project Name: Music Building

Component: TxSt

Program Year: 2020

New or Amended: New

On Campus Master Plan? Yes

Project Type: Classroom, General

Gross square footage: 109,582

Site/Location 200 Concho, San Marcos, TX 78666

Project Needs: The needs for the School of Music are many and vary from performance spaces, to back-of-house support space and classrooms. Performance space was accomplished with the building of the Performing Arts Center. The feasibility study determined that the footprint of the Performing Arts Center was not large enough to house the music facility, classrooms, and rehearsal space. Relocating music to the Sterry Hall footprint will place music in closer proximity to their performance space.

Preliminary Project Cost: \$70,453,350

Source(s) of Funding: TSUS Bonds(\$30,453,350), gifts(\$40,000,000)

Comments:

### CIP Project Information Form

Project Name: P3 Student Housing

Component: TxSt

Program Year: 2020

New or Amended: New

On Campus Master Plan? Yes

Project Type: Housing, Dormitory

Gross square footage: 774,900

Site/Location Site to be determined.

Project Needs: Texas State University is a residential campus historically requiring freshman students to live on campus. The University is committed to providing a range of prices for residence halls to meet the varying economic needs of the students and is considering partnering with a private entity in a Public Private Partnership (P3) to build a 2,100-bed Residence Hall. The on-campus living policy was evaluated and has already been adjusted downward due to over-crowding; the new complex will assist Texas State University in continuing to meet increasing demands and to help replace beds scheduled for demolition.

Preliminary Project Cost: \$168,000,000

Source(s) of Funding: Public Private Partnership (P3)

Comments:



**CIP Project Information Form**

Project Name: Spring Lake Hall Exhibition and Patio Renovation  
Component: TxSt  
Program Year: 2020  
New or Amended: New  
On Campus Master Plan? Yes  
Project Type: Other  
Gross square footage: 14,000  
Site/Location Meadows Center  
Project Needs: The Texas Department of Parks and Wildlife is currently housed in this building and is scheduled to move, thereby freeing space within the building and allowing for expansion of the present exhibit area, renovation of office space, and maintenance of the roof.  
Preliminary Project Cost: \$7,216,940  
Source(s) of Funding: gifts  
Comments:

### CIP Project Information Form

Project Name: Athletic Practice Facility

Component: TxSt

Program Year: 2023

New or Amended: New

On Campus Master Plan? Yes

Project Type: Athletic

Gross square footage: 200,000

Site/Location 450 Stadium Drive, San Marcos, TX 78666

Project Needs: As the Athletic Department continues to grow in size and space, the need to provide adequate practice opportunities increases in demand. Currently, many of our outdoor sports do not have an option to relocate practice during extreme heat or inclement weather. A covered practice facility would provide an alternate location during undesirable weather conditions. Also, capturing the unusable space north of the practice field would provide additional practice locations for teams to utilize.

Preliminary Project Cost: \$11,000,000

Source(s) of Funding: Auxiliary(\$5,500,000), gifts(\$5,500,000)

Comments:

### CIP Project Information Form

Project Name: Academic Building

Component: LIT

Program Year: 2025

New or Amended: New

On Campus Master Plan? Yes

Project Type: Classroom, General

Gross square footage: 30,000

Site/Location 855 East Lavaca

Project Needs: Based on enrollment growth goals, additional on-site students will be expected and this new 30,000 square foot facility will provide faculty suites, 14 classrooms, 2 large lecture rooms and a computer lab.

Preliminary Project Cost: \$19,543,143

Source(s) of Funding: TRB

Comments:

**CIP Project Information Form**

Project Name: Campus Infrastructure Maintenance & Repair, 2025  
Component: SHSU  
Program Year: 2025  
New or Amended: New  
On Campus Master Plan? No  
Project Type: Other  
Gross square footage:  
Site/Location  
Project Needs: Maintain functional operations of campus buildings and infrastructure  
Preliminary Project Cost: \$8,000,000  
Source(s) of Funding: HEF  
Comments:

**CIP Project Information Form**

Project Name:	Deferred Maintenance 2025
Component:	TxSt
Program Year:	2025
New or Amended:	New
On Campus Master Plan?	Yes
Project Type:	Other
Gross square footage:	10,000
Site/Location	Various
Project Needs:	Replace old maintenance intensive components of the existing physical plant.
Preliminary Project Cost:	\$5,000,000
Source(s) of Funding:	HEF
Comments:	

**CIP Project Information Form**

Project Name: Special Projects 2025

Component: TxSt

Program Year: 2025

New or Amended: New

On Campus Master Plan? No

Project Type: Other

Gross square footage: 10,000

Site/Location: Texas State University

Project Needs: Many departments are experiencing faculty/staff growth and the demand for additional faculty office space and research lab space is increasing. Each request is individually reviewed by the Campus Planning Facilities Committee, the Provost and sometimes the President's Cabinet before approval. Any project that involves estimates requiring Chancellor or Board approval are submitted appropriately.

Preliminary Project Cost: \$10,000,000

Source(s) of Funding: Mix of HEF, Auxilary and Unexpended

Comments:

# Capital Improvements Program

FY 2020-2025

## **ATTACHMENT 1**

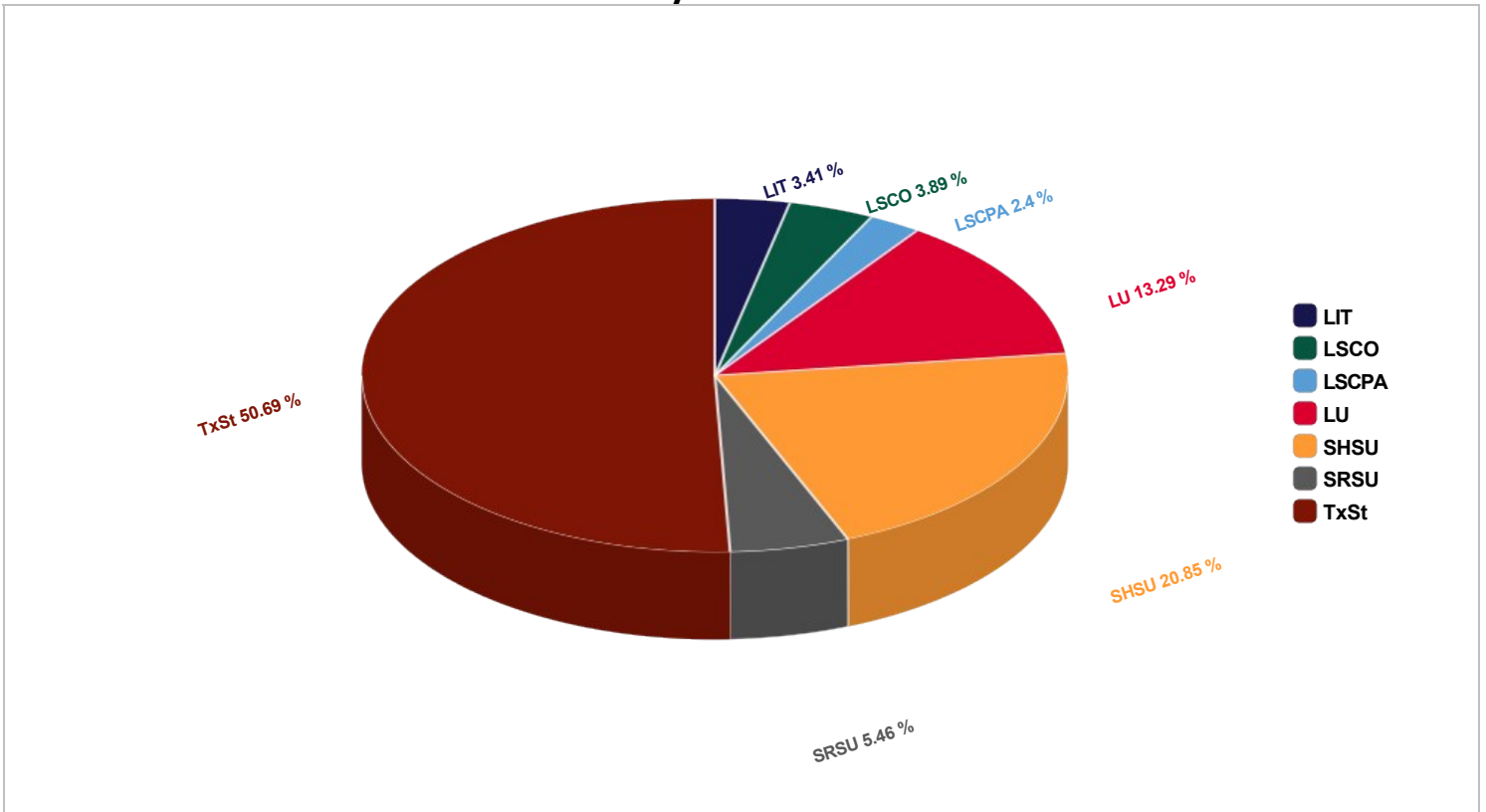
Grand Totals By Component

**TEXAS STATE UNIVERSITY SYSTEM  
Capital Improvements Program  
FY 2020-2025**

**GRAND TOTALS BY COMPONENT**

INSTITUTION	2020	2021	2022	2023	2024	2025	TOTAL BY INSTITUTION
Lamar Institute of Technology	\$25,500,399	\$0	\$0	\$0	\$0	\$19,543,143	\$45,043,542
Lamar State College-Orange	\$1,000,000	\$33,000,000	\$1,000,000	\$14,400,000	\$1,000,000	\$1,000,000	\$51,400,000
Lamar State College-Port Arthur	\$7,165,000	\$900,000	\$20,900,000	\$900,000	\$900,000	\$900,000	\$31,665,000
Lamar University	\$138,000,500	\$15,735,000	\$4,500,000	\$13,175,000	\$2,000,000	\$2,000,000	\$175,410,500
Sam Houston State University	\$133,611,000	\$11,000,000	\$97,600,000	\$11,000,000	\$11,000,000	\$11,000,000	\$275,211,000
Sul Ross State University	\$53,600,000	\$18,450,000	\$0	\$0	\$0	\$0	\$72,050,000
Texas State University	\$534,502,348	\$14,000,000	\$55,653,644	\$25,500,000	\$24,300,000	\$15,000,000	\$668,955,992
<b>TOTAL BY FISCAL YEAR</b>	<b>\$893,379,247</b>	<b>\$93,085,000</b>	<b>\$179,653,644</b>	<b>\$64,975,000</b>	<b>\$39,200,000</b>	<b>\$49,443,143</b>	
<b>CIP FY 2020-2025 TOTAL</b>							<b>\$1,319,736,034</b>

**Grand Totals by Institution 2020-2025**





# Capital Improvements Program

FY 2020-2025

## **ATTACHMENT 2**

### Sources of Funding by Component and Program Year

**TEXAS STATE UNIVERSITY SYSTEM  
Capital Improvements Program  
FY 2020-2025**

**SOURCES OF FUNDING**

**TRB - Tuition Revenue Bonds**

*Bonds authorized by the Texas Legislature for a specific capital improvement project, with debt service to be reimbursed by the Legislature. TRBs are System Revenue Bonds and are considered as such by rating agencies.*

Component	2020	2021	2022	2023	2024	2025	TOTAL BY COMPONENT
Lamar Institute of Technology	\$20,000,000	\$0	\$0	\$0	\$0	\$19,543,143	\$39,543,143
Lamar State College-Orange	\$0	\$32,000,000	\$0	\$0	\$0	\$0	\$32,000,000
Lamar State College-Port Arthur	\$0	\$0	\$20,000,000	\$0	\$0	\$0	\$20,000,000
Lamar University	\$45,000,000	\$0	\$0	\$0	\$0	\$0	\$45,000,000
Sam Houston State University	\$0	\$0	\$70,000,000	\$0	\$0	\$0	\$70,000,000
Sul Ross State University	\$45,600,000	\$0	\$0	\$0	\$0	\$0	\$45,600,000
Texas State University	\$200,000,000	\$0	\$0	\$0	\$0	\$0	\$200,000,000
<b>Total by FY:</b>	<b>\$310,600,000</b>	<b>\$32,000,000</b>	<b>\$90,000,000</b>	<b>\$0</b>	<b>\$0</b>	<b>\$19,543,143</b>	
<b>TRB GRAND TOTAL</b>							<b>\$452,143,143</b>

**HEF - Higher Education Fund**

*Higher Education Fund is a constitutionally mandated fund that provides construction funding to certain institutions of higher education.*

Component	2020	2021	2022	2023	2024	2025	TOTAL BY COMPONENT
Lamar Institute of Technology	\$4,400,399	\$0	\$0	\$0	\$0	\$0	\$4,400,399
Lamar State College-Orange	\$0	\$0	\$0	\$500,000	\$0	\$0	\$500,000
Lamar State College-Port Arthur	\$0	\$0	\$0	\$0	\$0	\$0	\$0
Lamar University	\$31,950,000	\$14,000,000	\$4,000,000	\$6,500,000	\$1,500,000	\$1,500,000	\$59,450,000
Sam Houston State University	\$10,400,000	\$8,000,000	\$12,600,000	\$8,000,000	\$11,000,000	\$8,000,000	\$58,000,000
Sul Ross State University	\$0	\$0	\$0	\$0	\$0	\$0	\$0
Texas State University	\$15,754,000	\$3,500,000	\$4,000,000	\$4,500,000	\$5,000,000	\$5,000,000	\$37,754,000
<b>Total by FY:</b>	<b>\$62,504,399</b>	<b>\$25,500,000</b>	<b>\$20,600,000</b>	<b>\$19,500,000</b>	<b>\$17,500,000</b>	<b>\$14,500,000</b>	
<b>HEF GRAND TOTAL</b>							<b>\$160,104,399</b>

**Auxiliary or Unexpended**

*Auxiliary funds are proceeds from enterprises that are operated by the institution, such as parking, food service, or housing. Unexpended funds are funds allocated for operation and maintenance of the physical plant that have not been used for that purpose.*

Component	2020	2021	2022	2023	2024	2025	TOTAL BY COMPONENT
Lamar Institute of Technology	\$0	\$0	\$0	\$0	\$0	\$0	\$0
Lamar State College-Orange	\$0	\$0	\$0	\$12,900,000	\$0	\$0	\$12,900,000
Lamar State College-Port Arthur	\$0	\$0	\$0	\$0	\$0	\$0	\$0
Lamar University	\$6,400,500	\$1,117,500	\$500,000	\$500,000	\$500,000	\$500,000	\$9,518,000
Sam Houston State University	\$3,000,000	\$3,000,000	\$3,000,000	\$3,000,000	\$0	\$3,000,000	\$15,000,000
Sul Ross State University	\$0	\$0	\$0	\$0	\$0	\$0	\$0
Texas State University	\$18,876,480	\$2,500,000	\$43,653,644	\$6,500,000	\$5,700,000	\$0	\$77,230,124
<b>Total by FY:</b>	<b>\$28,276,980</b>	<b>\$6,617,500</b>	<b>\$47,153,644</b>	<b>\$22,900,000</b>	<b>\$6,200,000</b>	<b>\$3,500,000</b>	
<b>AUXILIARY OR UNEXPENDED GRAND TOTAL</b>							<b>\$114,648,124</b>

**System Revenue Bonds**

*The TSUS Revenue Bonds are secured by a system-wide pledge of all legally available revenues for debt issued by System Administration on behalf of TSUS component institutions.*

Component	2020	2021	2022	2023	2024	2025	TOTAL BY COMPONENT
Lamar Institute of Technology	\$0	\$0	\$0	\$0	\$0	\$0	\$0
Lamar State College-Orange	\$0	\$0	\$0	\$0	\$0	\$0	\$0
Lamar State College-Port Arthur	\$0	\$0	\$0	\$0	\$0	\$0	\$0
Lamar University	\$0	\$0	\$0	\$0	\$0	\$0	\$0
Sam Houston State University	\$90,000,000	\$0	\$12,000,000	\$0	\$0	\$0	\$102,000,000
Sul Ross State University	\$0	\$0	\$0	\$0	\$0	\$0	\$0
Texas State University	\$70,721,810	\$0	\$0	\$0	\$0	\$0	\$70,721,810
<b>Total by FY:</b>	<b>\$160,721,810</b>	<b>\$0</b>	<b>\$12,000,000</b>	<b>\$0</b>	<b>\$0</b>	<b>\$0</b>	
<b>SYSTEM REVENUE BONDS GRAND TOTAL</b>							<b>\$172,721,810</b>

**TEXAS STATE UNIVERSITY SYSTEM  
Capital Improvements Program  
FY 2020-2025**

**SOURCES OF FUNDING**

**Gifts**

Component	2020	2021	2022	2023	2024	2025	TOTAL BY COMPONENT
Lamar Institute of Technology	\$0	\$0	\$0	\$0	\$0	\$0	\$0
Lamar State College-Orange	\$0	\$0	\$0	\$0	\$0	\$0	\$0
Lamar State College-Port Arthur	\$0	\$0	\$0	\$0	\$0	\$0	\$0
Lamar University	\$54,000,000	\$308,750	\$0	\$6,175,000	\$0	\$0	\$60,483,750
Sam Houston State University	\$30,211,000	\$0	\$0	\$0	\$0	\$0	\$30,211,000
Sul Ross State University	\$8,000,000	\$18,450,000	\$0	\$0	\$0	\$0	\$26,450,000
Texas State University	\$53,150,058	\$0	\$0	\$6,500,000	\$0	\$0	\$59,650,058
<b>Total by FY:</b>	<b>\$145,361,058</b>	<b>\$18,758,750</b>	<b>\$0</b>	<b>\$12,675,000</b>	<b>\$0</b>	<b>\$0</b>	
<b>GIFTS GRAND TOTAL</b>							<b>\$176,794,808</b>

**Other**

*Includes federal grants, public-private partnerships and sources other than those included in other categories. Also includes funding for projects such as deferred maintenance and special projects that may be funded from multiple sources. Details are set forth in the Project Planning Form for the applicable project.*

Component	2020	2021	2022	2023	2024	2025	TOTAL BY COMPONENT
Lamar Institute of Technology	\$1,100,000	\$0	\$0	\$0	\$0	\$0	\$1,100,000
Lamar State College-Orange	\$1,000,000	\$1,000,000	\$1,000,000	\$1,000,000	\$1,000,000	\$1,000,000	\$6,000,000
Lamar State College-Port Arthur	\$7,165,000	\$900,000	\$900,000	\$900,000	\$900,000	\$900,000	\$11,665,000
Lamar University	\$650,000	\$308,750	\$0	\$0	\$0	\$0	\$958,750
Sam Houston State University	\$0	\$0	\$0	\$0	\$0	\$0	\$0
Sul Ross State University	\$0	\$0	\$0	\$0	\$0	\$0	\$0
Texas State University	\$176,000,000	\$8,000,000	\$8,000,000	\$8,000,000	\$13,600,000	\$10,000,000	\$223,600,000
<b>Total by FY:</b>	<b>\$185,915,000</b>	<b>\$10,208,750</b>	<b>\$9,900,000</b>	<b>\$9,900,000</b>	<b>\$15,500,000</b>	<b>\$11,900,000</b>	
<b>OTHER GRAND TOTAL</b>							<b>\$243,323,750</b>

# Capital Improvements Program

FY 2020-2025

## **ATTACHMENT 3**

CIP Projects by Component

TEXAS STATE UNIVERSITY SYSTEM  
**Capital Improvements Program**  
 FY 2020-2025

**PROJECTS BY COMPONENT**

Project Name	Program Year	Total Project Cost (\$)	Tuition Revenue Bonds (\$)	HEF (\$)	Auxiliary or Unexpended Funds (\$)	TSUS Bonds (\$)	Gifts (\$)	Other (\$)	CIP Status
<b>Lamar Institute of Technology</b>									
Academic Building	2025	\$19,543,143	\$19,543,143	\$0	\$0	\$0	\$0	\$0	New Project
Renovation of unfinished space at Tommy Williams Building	2020	\$1,505,210	\$0	\$1,505,210	\$0	\$0	\$0	\$0	New Project
Truck Driving Center Laurel Property	2020	\$1,995,189	\$0	\$895,189	\$0	\$0	\$0	\$1,100,000	New Project
Workforce Training Center	2020	\$22,000,000	\$20,000,000	\$2,000,000	\$0	\$0	\$0	\$0	New Project
<b>Lamar State College-Orange</b>									
Academic Building	2021	\$32,000,000	\$32,000,000	\$0	\$0	\$0	\$0	\$0	Carry Over Amended
Miscellaneous Campus Projects, FY 2020	2020	\$1,000,000	\$0	\$0	\$0	\$0	\$0	\$1,000,000	New Project
Miscellaneous Campus Projects, FY 2021	2021	\$1,000,000	\$0	\$0	\$0	\$0	\$0	\$1,000,000	New Project
Miscellaneous Campus Projects, FY 2022	2022	\$1,000,000	\$0	\$0	\$0	\$0	\$0	\$1,000,000	New Project
Miscellaneous Campus Projects, FY 2023	2023	\$1,000,000	\$0	\$0	\$0	\$0	\$0	\$1,000,000	New Project
Miscellaneous Campus Projects, FY 2024	2024	\$1,000,000	\$0	\$0	\$0	\$0	\$0	\$1,000,000	New Project
Miscellaneous Campus Projects, FY 2025	2025	\$1,000,000	\$0	\$0	\$0	\$0	\$0	\$1,000,000	New Project
Student Center	2023	\$13,400,000	\$0	\$500,000	\$12,900,000	\$0	\$0	\$0	Carry Over Amended
<b>Lamar State College-Port Arthur</b>									
Allied Health Building Addition	2022	\$20,000,000	\$20,000,000	\$0	\$0	\$0	\$0	\$0	Carry Over Amended
Miscellaneous Campus Renovations, FY 2020	2020	\$900,000	\$0	\$0	\$0	\$0	\$0	\$900,000	New Project
Miscellaneous Campus Renovations, FY 2021	2021	\$900,000	\$0	\$0	\$0	\$0	\$0	\$900,000	New Project
Miscellaneous Campus Projects, FY 2024	2024	\$900,000	\$0	\$0	\$0	\$0	\$0	\$900,000	New Project
Miscellaneous Campus Renovations, FY 2022	2022	\$900,000	\$0	\$0	\$0	\$0	\$0	\$900,000	New Project

TEXAS STATE UNIVERSITY SYSTEM  
**Capital Improvements Program**  
 FY 2020-2025

**PROJECTS BY COMPONENT**

Project Name	Program Year	Total Project Cost (\$)	Tuition Revenue Bonds (\$)	HEF (\$)	Auxiliary or Unexpended Funds (\$)	TSUS Bonds (\$)	Gifts (\$)	Other (\$)	CIP Status
Miscellaneous Campus Renovations, FY 2023	2023	\$900,000	\$0	\$0	\$0	\$0	\$0	\$900,000	New Project
Miscellaneous Campus Renovations, FY 2025	2025	\$900,000	\$0	\$0	\$0	\$0	\$0	\$900,000	New Project
Ruby Fuller Building Renovation	2020	\$6,265,000	\$0	\$0	\$0	\$0	\$0	\$6,265,000	New Project
<b>Lamar University</b>									
Annual Student Residence Hall Refurbishing 2019	2020	\$500,000	\$0	\$0	\$500,000	\$0	\$0	\$0	Carry Over Amended
Annual Student Residence Hall Refurbishing 2020	2020	\$500,000	\$0	\$0	\$500,000	\$0	\$0	\$0	Carry Over Amended
Annual Student Residence Hall Refurbishing 2021	2021	\$500,000	\$0	\$0	\$500,000	\$0	\$0	\$0	Carry Over Amended
Annual Student Residence Hall Refurbishing 2022	2022	\$500,000	\$0	\$0	\$500,000	\$0	\$0	\$0	Carry Over Amended
Annual Student Residence Hall Refurbishing 2023	2023	\$500,000	\$0	\$0	\$500,000	\$0	\$0	\$0	Carry Over Amended
Annual Student Residence Hall Refurbishing 2024	2024	\$500,000	\$0	\$0	\$500,000	\$0	\$0	\$0	Carry Over Amended
Annual Student Residence Hall Refurbishing 2025	2025	\$500,000	\$0	\$0	\$500,000	\$0	\$0	\$0	New Project
Art Building Renovation	2023	\$11,175,000	\$0	\$5,000,000	\$0	\$0	\$6,175,000	\$0	Carry Over
Campus Infrastructure Repairs 2020	2020	\$500,000	\$0	\$500,000	\$0	\$0	\$0	\$0	Carry Over Amended
Campus Infrastructure Repairs 2021	2021	\$500,000	\$0	\$500,000	\$0	\$0	\$0	\$0	Carry Over Amended
Campus Infrastructure Repairs 2022	2022	\$500,000	\$0	\$500,000	\$0	\$0	\$0	\$0	Carry Over Amended
Campus Infrastructure Repairs 2023	2023	\$500,000	\$0	\$500,000	\$0	\$0	\$0	\$0	Carry Over Amended
Campus Infrastructure Repairs 2024	2024	\$500,000	\$0	\$500,000	\$0	\$0	\$0	\$0	Carry Over Amended
Campus Infrastructure Repairs 2025	2025	\$500,000	\$0	\$500,000	\$0	\$0	\$0	\$0	New Project
Cardinal Village Building Envelope Remediation	2020	\$5,000,000	\$0	\$0	\$5,000,000	\$0	\$0	\$0	New Project

TEXAS STATE UNIVERSITY SYSTEM  
**Capital Improvements Program**  
 FY 2020-2025

**PROJECTS BY COMPONENT**

Project Name	Program Year	Total Project Cost (\$)	Tuition Revenue Bonds (\$)	HEF (\$)	Auxiliary or Unexpended Funds (\$)	TSUS Bonds (\$)	Gifts (\$)	Other (\$)	CIP Status
Cherry Engineering Renovation	2022	\$2,500,000	\$0	\$2,500,000	\$0	\$0	\$0	\$0	Carry Over
Classroom, Office and General Building Upgrades 2020	2020	\$1,000,000	\$0	\$1,000,000	\$0	\$0	\$0	\$0	Carry Over Amended
Classroom, Office and General Building Upgrades 2021	2021	\$1,000,000	\$0	\$1,000,000	\$0	\$0	\$0	\$0	Carry Over
Classroom, Office and General Building Upgrades 2022	2022	\$1,000,000	\$0	\$1,000,000	\$0	\$0	\$0	\$0	Carry Over Amended
Classroom, Office and General Building Upgrades 2023	2023	\$1,000,000	\$0	\$1,000,000	\$0	\$0	\$0	\$0	Carry Over Amended
Classroom, Office and General Building Upgrades 2024	2024	\$1,000,000	\$0	\$1,000,000	\$0	\$0	\$0	\$0	Carry Over Amended
Classroom, Office and General Building Upgrades 2025	2025	\$1,000,000	\$0	\$1,000,000	\$0	\$0	\$0	\$0	New Project
Geology & Behavioral Sciences Building Envelope Repair	2020	\$1,000,000	\$0	\$1,000,000	\$0	\$0	\$0	\$0	Carry Over Amended
Lucas Engineering Renovation	2021	\$2,500,000	\$0	\$2,500,000	\$0	\$0	\$0	\$0	Carry Over Amended
Mary and John Gray Library Rehabilitation - Phase I	2020	\$16,900,000	\$0	\$16,900,000	\$0	\$0	\$0	\$0	Carry Over
Music Storage Renovation	2020	\$850,500	\$0	\$450,000	\$400,500	\$0	\$0	\$0	New Project
New Digital Learning Center	2020	\$45,000,000	\$45,000,000	\$0	\$0	\$0	\$0	\$0	Carry Over Amended
New Facilities Management Complex Phase I	2020	\$1,200,000	\$0	\$1,200,000	\$0	\$0	\$0	\$0	Carry Over Amended
New Facilities Management Complex Phase II	2020	\$6,500,000	\$0	\$6,500,000	\$0	\$0	\$0	\$0	Carry Over Amended
Performing & Fine Arts Center	2020	\$42,000,000	\$0	\$0	\$0	\$0	\$42,000,000	\$0	Carry Over Amended
Plummer Building Renovation	2020	\$3,550,000	\$0	\$2,900,000	\$0	\$0	\$0	\$650,000	Carry Over Amended
Roof Replacements, 2020	2020	\$1,500,000	\$0	\$1,500,000	\$0	\$0	\$0	\$0	New Project
Spindletop Gladys City Museum Restoration	2021	\$1,235,000	\$0	\$0	\$617,500	\$0	\$308,750	\$308,750	Carry Over Amended
Thomas Maes Renovation	2021	\$3,000,000	\$0	\$3,000,000	\$0	\$0	\$0	\$0	Carry Over Amended

TEXAS STATE UNIVERSITY SYSTEM  
**Capital Improvements Program**  
 FY 2020-2025

**PROJECTS BY COMPONENT**

Project Name	Program Year	Total Project Cost (\$)	Tuition Revenue Bonds (\$)	HEF (\$)	Auxiliary or Unexpended Funds (\$)	TSUS Bonds (\$)	Gifts (\$)	Other (\$)	CIP Status
University Theater Renovation	2021	\$4,500,000	\$0	\$4,500,000	\$0	\$0	\$0	\$0	Carry Over Amended
Vincent Beck Stadium Renovation	2020	\$12,000,000	\$0	\$0	\$0	\$0	\$12,000,000	\$0	New Project
Wimberly Building Renovation	2021	\$2,500,000	\$0	\$2,500,000	\$0	\$0	\$0	\$0	Carry Over Amended
<b>Sam Houston State University</b>									
Allied Health Sciences Building	2022	\$70,000,000	\$70,000,000	\$0	\$0	\$0	\$0	\$0	Carry Over
Beach Volleyball & Tennis Complex	2020	\$2,000,000	\$0	\$0	\$0	\$0	\$2,000,000	\$0	Carry Over
Bowers Stadium Renovation	2020	\$21,400,000	\$0	\$0	\$0	\$0	\$21,400,000	\$0	Carry Over
Campus Infrastructure Maintenance & Repair, 2020	2020	\$8,000,000	\$0	\$8,000,000	\$0	\$0	\$0	\$0	Carry Over
Campus Infrastructure Maintenance & Repair, 2021	2021	\$8,000,000	\$0	\$8,000,000	\$0	\$0	\$0	\$0	Carry Over
Campus Infrastructure Maintenance & Repair, 2022	2022	\$8,000,000	\$0	\$8,000,000	\$0	\$0	\$0	\$0	Carry Over
Campus Infrastructure Maintenance & Repair, 2023	2023	\$8,000,000	\$0	\$8,000,000	\$0	\$0	\$0	\$0	Carry Over
Campus Infrastructure Maintenance & Repair, 2024	2024	\$8,000,000	\$0	\$8,000,000	\$0	\$0	\$0	\$0	Carry Over
Campus Infrastructure Maintenance & Repair, 2025	2025	\$8,000,000	\$0	\$8,000,000	\$0	\$0	\$0	\$0	New Project
Don Sanders Baseball Renovation	2020	\$2,211,000	\$0	\$0	\$0	\$0	\$2,211,000	\$0	Carry Over
Equestrian Facility	2020	\$5,000,000	\$0	\$400,000	\$0	\$0	\$4,600,000	\$0	Carry Over Amended
Garrett TEC Renovation	2022	\$4,600,000	\$0	\$4,600,000	\$0	\$0	\$0	\$0	Carry Over Amended
Lee Drain Building Level 1 Renovation	2020	\$2,000,000	\$0	\$2,000,000	\$0	\$0	\$0	\$0	New Project
Miscellaneous Campus Renovation, 2024	2024	\$3,000,000	\$0	\$3,000,000	\$0	\$0	\$0	\$0	Carry Over
Miscellaneous Campus Renovations, 2021	2021	\$3,000,000	\$0	\$0	\$3,000,000	\$0	\$0	\$0	Carry Over



TEXAS STATE UNIVERSITY SYSTEM  
**Capital Improvements Program**  
 FY 2020-2025

**PROJECTS BY COMPONENT**

Project Name	Program Year	Total Project Cost (\$)	Tuition Revenue Bonds (\$)	HEF (\$)	Auxiliary or Unexpended Funds (\$)	TSUS Bonds (\$)	Gifts (\$)	Other (\$)	CIP Status
Miscellaneous Campus Renovations, 2022	2022	\$3,000,000	\$0	\$0	\$3,000,000	\$0	\$0	\$0	Carry Over
Miscellaneous Campus Renovations, 2023	2023	\$3,000,000	\$0	\$0	\$3,000,000	\$0	\$0	\$0	Carry Over Amended
Miscellaneous Campus Renovations, 2025	2025	\$3,000,000	\$0	\$0	\$3,000,000	\$0	\$0	\$0	New Project
Miscellaneous Campus Renovations, 2020	2020	\$3,000,000	\$0	\$0	\$3,000,000	\$0	\$0	\$0	Carry Over
North Residence Hall	2020	\$70,000,000	\$0	\$0	\$0	\$70,000,000	\$0	\$0	Carry Over Amended
Parking Structure (Ave I)	2022	\$12,000,000	\$0	\$0	\$0	\$12,000,000	\$0	\$0	Carry Over
Recreational Sports Expansion	2020	\$5,000,000	\$0	\$0	\$0	\$5,000,000	\$0	\$0	New Project
Ron Mafrige Field House Renovation	2020	\$15,000,000	\$0	\$0	\$0	\$15,000,000	\$0	\$0	Carry Over Amended
<b>Sul Ross State University</b>									
Borderlands Research Institute	2021	\$18,450,000	\$0	\$0	\$0	\$0	\$18,450,000	\$0	Carry Over
Fine Arts Facility Expansion and Renovations	2020	\$25,600,000	\$25,600,000	\$0	\$0	\$0	\$0	\$0	Carry Over Amended
Museum of the Big Bend Annex	2020	\$8,000,000	\$0	\$0	\$0	\$0	\$8,000,000	\$0	Carry Over Amended
Sul Ross State University Eagle Pass Campus	2020	\$20,000,000	\$20,000,000	\$0	\$0	\$0	\$0	\$0	Carry Over Amended
<b>Texas State University</b>									
Athletic Practice Facility	2023	\$11,000,000	\$0	\$0	\$5,500,000	\$0	\$5,500,000	\$0	New Project
Ballpark Clubhouse	2020	\$9,996,898	\$0	\$0	\$4,063,780	\$0	\$5,933,118	\$0	New Project
Campus Parking Garage	2022	\$43,653,644	\$0	\$0	\$43,653,644	\$0	\$0	\$0	Carry Over Amended
Central Plant - Boiler Burner and Instrumentation Replacement	2020	\$1,100,000	\$0	\$0	\$1,100,000	\$0	\$0	\$0	New Project
Comanche Street Pedestrian Bridge	2024	\$9,300,000	\$0	\$0	\$5,700,000	\$0	\$0	\$3,600,000	Carry Over Amended

TEXAS STATE UNIVERSITY SYSTEM  
**Capital Improvements Program**  
 FY 2020-2025

**PROJECTS BY COMPONENT**

Project Name	Program Year	Total Project Cost (\$)	Tuition Revenue Bonds (\$)	HEF (\$)	Auxiliary or Unexpended Funds (\$)	TSUS Bonds (\$)	Gifts (\$)	Other (\$)	CIP Status
Deferred Maintenance 2020	2020	\$3,000,000	\$0	\$3,000,000	\$0	\$0	\$0	\$0	Carry Over
Deferred Maintenance 2021	2021	\$3,500,000	\$0	\$3,500,000	\$0	\$0	\$0	\$0	Carry Over
Deferred Maintenance 2022	2022	\$4,000,000	\$0	\$4,000,000	\$0	\$0	\$0	\$0	Carry Over
Deferred Maintenance 2023	2023	\$4,500,000	\$0	\$4,500,000	\$0	\$0	\$0	\$0	Carry Over
Deferred Maintenance 2024	2024	\$5,000,000	\$0	\$5,000,000	\$0	\$0	\$0	\$0	Carry Over
Deferred Maintenance 2025	2025	\$5,000,000	\$0	\$5,000,000	\$0	\$0	\$0	\$0	New Project
DHRL - Lantana Hall Renovation	2020	\$24,297,874	\$0	\$0	\$10,000,000	\$14,297,874	\$0	\$0	New Project
East West Mall Connection	2020	\$1,212,700	\$0	\$0	\$1,212,700	\$0	\$0	\$0	Carry Over Amended
Esperanza Hall	2020	\$76,910,506	\$75,000,000	\$0	\$0	\$1,910,506	\$0	\$0	Carry Over Amended
Infrastructure Research Laboratory	2020	\$12,600,000	\$0	\$504,000	\$0	\$12,096,000	\$0	\$0	Carry Over Amended
Music Building	2020	\$70,453,350	\$0	\$0	\$0	\$30,453,350	\$40,000,000	\$0	New Project
Nueces Building Renovation	2020	\$2,750,000	\$0	\$2,750,000	\$0	\$0	\$0	\$0	Carry Over Amended
Old Main Foundation Stabilization	2020	\$2,500,000	\$0	\$0	\$2,500,000	\$0	\$0	\$0	Carry Over
P3 Student Housing	2020	\$168,000,000	\$0	\$0	\$0	\$0	\$0	\$168,000,000	New Project
South Chill Plant - Chiller 3 Build Out	2021	\$2,500,000	\$0	\$0	\$2,500,000	\$0	\$0	\$0	Carry Over Amended
Special Projects 2020	2020	\$8,000,000	\$0	\$0	\$0	\$0	\$0	\$8,000,000	Carry Over
Special Projects 2021	2021	\$8,000,000	\$0	\$0	\$0	\$0	\$0	\$8,000,000	Carry Over
Special Projects 2022	2022	\$8,000,000	\$0	\$0	\$0	\$0	\$0	\$8,000,000	Carry Over
Special Projects 2023	2023	\$8,000,000	\$0	\$0	\$0	\$0	\$0	\$8,000,000	Carry Over

TEXAS STATE UNIVERSITY SYSTEM  
**Capital Improvements Program**  
 FY 2020-2025

**PROJECTS BY COMPONENT**

Project Name	Program Year	Total Project Cost (\$)	Tuition Revenue Bonds (\$)	HEF (\$)	Auxiliary or Unexpended Funds (\$)	TSUS Bonds (\$)	Gifts (\$)	Other (\$)	CIP Status
Special Projects 2024	2024	\$10,000,000	\$0	\$0	\$0	\$0	\$0	\$10,000,000	Carry Over Amended
Special Projects 2025	2025	\$10,000,000	\$0	\$0	\$0	\$0	\$0	\$10,000,000	New Project
Spring Lake Hall Exhibition and Patio Renovation	2020	\$7,216,940	\$0	\$0	\$0	\$0	\$7,216,940	\$0	New Project
STEM Classroom Building	2020	\$136,964,080	\$125,000,000	\$0	\$0	\$11,964,080	\$0	\$0	Carry Over Amended
Taylor Murphy Building	2020	\$2,500,000	\$0	\$2,500,000	\$0	\$0	\$0	\$0	Carry Over Amended
Thorpe Lane Building Renovation	2023	\$2,000,000	\$0	\$0	\$1,000,000	\$0	\$1,000,000	\$0	New Project
University Police Department Bldg	2020	\$7,000,000	\$0	\$7,000,000	\$0	\$0	\$0	\$0	Carry Over

# Capital Improvements Program

FY 2020-2025

## **ATTACHMENT 4**

CIP Projects by Program Year

TEXAS STATE UNIVERSITY SYSTEM  
**Capital Improvements Program**  
FY 2020-2025

## PROJECTS BY YEAR

Project Name	Program Year	Total Project Cost (\$)	Tuition Revenue Bonds (\$)	HEF (\$)	Auxiliary or Unexpended Funds (\$)	TSUS Revenue Bonds (\$)	Gifts (\$)	Other (\$)	CIP Status
LIT - Renovation of unfinished space at Tommy Williams Building	2020	\$1,505,210	\$0	\$1,505,210	\$0	\$0	\$0	\$0	New Project
LIT - Truck Driving Center Laurel Property	2020	\$1,995,189	\$0	\$895,189	\$0	\$0	\$0	\$1,100,000	New Project
LIT - Workforce Training Center	2020	\$22,000,000	\$20,000,000	\$2,000,000	\$0	\$0	\$0	\$0	New Project
LSCO - Miscellaneous Campus Projects, FY 2020	2020	\$1,000,000	\$0	\$0	\$0	\$0	\$0	\$1,000,000	New Project
LSCPA - Miscellaneous Campus Renovations, FY 2020	2020	\$900,000	\$0	\$0	\$0	\$0	\$0	\$900,000	New Project
LSCPA - Ruby Fuller Building Renovation	2020	\$6,265,000	\$0	\$0	\$0	\$0	\$0	\$6,265,000	New Project
LU - Annual Student Residence Hall Refurbishing 2019	2020	\$500,000	\$0	\$0	\$500,000	\$0	\$0	\$0	Carry Over Amended
LU - Annual Student Residence Hall Refurbishing 2020	2020	\$500,000	\$0	\$0	\$500,000	\$0	\$0	\$0	Carry Over Amended
LU - Campus Infrastructure Repairs 2020	2020	\$500,000	\$0	\$500,000	\$0	\$0	\$0	\$0	Carry Over Amended
LU - Cardinal Village Building Envelope Remediation	2020	\$5,000,000	\$0	\$0	\$5,000,000	\$0	\$0	\$0	New Project
LU - Classroom, Office and General Building Upgrades 2020	2020	\$1,000,000	\$0	\$1,000,000	\$0	\$0	\$0	\$0	Carry Over Amended
LU - Geology & Behavioral Sciences Building Envelope Repair	2020	\$1,000,000	\$0	\$1,000,000	\$0	\$0	\$0	\$0	Carry Over Amended
LU - Mary and John Gray Library Rehabilitation - Phase I	2020	\$16,900,000	\$0	\$16,900,000	\$0	\$0	\$0	\$0	Carry Over
LU - Music Storage Renovation	2020	\$850,500	\$0	\$450,000	\$400,500	\$0	\$0	\$0	New Project
LU - New Digital Learning Center	2020	\$45,000,000	\$45,000,000	\$0	\$0	\$0	\$0	\$0	Carry Over Amended
LU - New Facilities Management Complex Phase I	2020	\$1,200,000	\$0	\$1,200,000	\$0	\$0	\$0	\$0	Carry Over Amended
LU - New Facilities Management Complex Phase II	2020	\$6,500,000	\$0	\$6,500,000	\$0	\$0	\$0	\$0	Carry Over Amended
LU - Performing & Fine Arts Center	2020	\$42,000,000	\$0	\$0	\$0	\$0	\$42,000,000	\$0	Carry Over Amended
LU - Plummer Building Renovation	2020	\$3,550,000	\$0	\$2,900,000	\$0	\$0	\$0	\$650,000	Carry Over Amended
LU - Roof Replacements, 2020	2020	\$1,500,000	\$0	\$1,500,000	\$0	\$0	\$0	\$0	New Project
LU - Vincent Beck Stadium Renovation	2020	\$12,000,000	\$0	\$0	\$0	\$0	\$12,000,000	\$0	New Project
SHSU - Beach Volleyball & Tennis Complex	2020	\$2,000,000	\$0	\$0	\$0	\$0	\$2,000,000	\$0	Carry Over
SHSU - Bowers Stadium Renovation	2020	\$21,400,000	\$0	\$0	\$0	\$0	\$21,400,000	\$0	Carry Over
SHSU - Campus Infrastructure Maintenance & Repair, 2020	2020	\$8,000,000	\$0	\$8,000,000	\$0	\$0	\$0	\$0	Carry Over
SHSU - Don Sanders Baseball Renovation	2020	\$2,211,000	\$0	\$0	\$0	\$0	\$2,211,000	\$0	Carry Over
SHSU - Equestrian Facility	2020	\$5,000,000	\$0	\$400,000	\$0	\$0	\$4,600,000	\$0	Carry Over Amended
SHSU - Lee Drain Building Level 1 Renovation	2020	\$2,000,000	\$0	\$2,000,000	\$0	\$0	\$0	\$0	New Project
SHSU - Miscellaneous Campus Renovations, 2020	2020	\$3,000,000	\$0	\$0	\$3,000,000	\$0	\$0	\$0	Carry Over
SHSU - North Residence Hall	2020	\$70,000,000	\$0	\$0	\$0	\$70,000,000	\$0	\$0	Carry Over Amended
SHSU - Recreational Sports Expansion	2020	\$5,000,000	\$0	\$0	\$0	\$5,000,000	\$0	\$0	New Project
SHSU - Ron Mafrige Field House Renovation	2020	\$15,000,000	\$0	\$0	\$0	\$15,000,000	\$0	\$0	Carry Over Amended
SRSU - Fine Arts Facility Expansion and Renovations	2020	\$25,600,000	\$25,600,000	\$0	\$0	\$0	\$0	\$0	Carry Over Amended
SRSU - Museum of the Big Bend Quarterly Meeting	2020	\$8,000,000	775	\$0	\$0	\$0	\$8,000,000	\$0	Carry Over Amended

TEXAS STATE UNIVERSITY SYSTEM  
**Capital Improvements Program**  
 FY 2020-2025

## PROJECTS BY YEAR

Project Name	Program Year	Total Project Cost (\$)	Tuition Revenue Bonds (\$)	HEF (\$)	Auxiliary or Unexpended Funds (\$)	TSUS Revenue Bonds (\$)	Gifts (\$)	Other (\$)	CIP Status
SRSU - Sul Ross State University Eagle Pass Campus	2020	\$20,000,000	\$20,000,000	\$0	\$0	\$0	\$0	\$0	Carry Over Amended
TxSt - Ballpark Clubhouse	2020	\$9,996,898	\$0	\$0	\$4,063,780	\$0	\$5,933,118	\$0	New Project
TxSt - Central Plant - Boiler Burner and Instrumentation Replacement	2020	\$1,100,000	\$0	\$0	\$1,100,000	\$0	\$0	\$0	New Project
TxSt - Deferred Maintenance 2020	2020	\$3,000,000	\$0	\$3,000,000	\$0	\$0	\$0	\$0	Carry Over
TxSt - DHRL - Lantana Hall Renovation	2020	\$24,297,874	\$0	\$0	\$10,000,000	\$14,297,874	\$0	\$0	New Project
TxSt - East West Mall Connection	2020	\$1,212,700	\$0	\$0	\$1,212,700	\$0	\$0	\$0	Carry Over Amended
TxSt - Esperanza Hall	2020	\$76,910,506	\$75,000,000	\$0	\$0	\$1,910,506	\$0	\$0	Carry Over Amended
TxSt - Infrastructure Research Laboratory	2020	\$12,600,000	\$0	\$504,000	\$0	\$12,096,000	\$0	\$0	Carry Over Amended
TxSt - Music Building	2020	\$70,453,350	\$0	\$0	\$0	\$30,453,350	\$40,000,000	\$0	New Project
TxSt - Nueces Building Renovation	2020	\$2,750,000	\$0	\$2,750,000	\$0	\$0	\$0	\$0	Carry Over Amended
TxSt - Old Main Foundation Stabilization	2020	\$2,500,000	\$0	\$0	\$2,500,000	\$0	\$0	\$0	Carry Over
TxSt - P3 Student Housing	2020	\$168,000,000	\$0	\$0	\$0	\$0	\$0	\$168,000,000	New Project
TxSt - Special Projects 2020	2020	\$8,000,000	\$0	\$0	\$0	\$0	\$0	\$8,000,000	Carry Over
TxSt - Spring Lake Hall Exhibition and Patio Renovation	2020	\$7,216,940	\$0	\$0	\$0	\$0	\$7,216,940	\$0	New Project
TxSt - STEM Classroom Building	2020	\$136,964,080	\$125,000,000	\$0	\$0	\$11,964,080	\$0	\$0	Carry Over Amended
TxSt - Taylor Murphy Building	2020	\$2,500,000	\$0	\$2,500,000	\$0	\$0	\$0	\$0	Carry Over Amended
TxSt - University Police Department Bldg	2020	\$7,000,000	\$0	\$7,000,000	\$0	\$0	\$0	\$0	Carry Over
LSCO - Academic Building	2021	\$32,000,000	\$32,000,000	\$0	\$0	\$0	\$0	\$0	Carry Over Amended
LSCO - Miscellaneous Campus Projects, FY 2021	2021	\$1,000,000	\$0	\$0	\$0	\$0	\$0	\$1,000,000	New Project
LSCPA - Miscellaneous Campus Renovations, FY 2021	2021	\$900,000	\$0	\$0	\$0	\$0	\$0	\$900,000	New Project
LU - Annual Student Residence Hall Refurbishing 2021	2021	\$500,000	\$0	\$0	\$500,000	\$0	\$0	\$0	Carry Over Amended
LU - Campus Infrastructure Repairs 2021	2021	\$500,000	\$0	\$500,000	\$0	\$0	\$0	\$0	Carry Over Amended
LU - Classroom, Office and General Building Upgrades 2021	2021	\$1,000,000	\$0	\$1,000,000	\$0	\$0	\$0	\$0	Carry Over
LU - Lucas Engineering Renovation	2021	\$2,500,000	\$0	\$2,500,000	\$0	\$0	\$0	\$0	Carry Over Amended
LU - Spindletop Gladys City Museum Restoration	2021	\$1,235,000	\$0	\$0	\$617,500	\$0	\$308,750	\$308,750	Carry Over Amended
LU - Thomas Maes Renovation	2021	\$3,000,000	\$0	\$3,000,000	\$0	\$0	\$0	\$0	Carry Over Amended
LU - University Theater Renovation	2021	\$4,500,000	\$0	\$4,500,000	\$0	\$0	\$0	\$0	Carry Over Amended
LU - Wimberly Building Renovation	2021	\$2,500,000	\$0	\$2,500,000	\$0	\$0	\$0	\$0	Carry Over Amended
SHSU - Campus Infrastructure Maintenance & Repair, 2021	2021	\$8,000,000	\$0	\$8,000,000	\$0	\$0	\$0	\$0	Carry Over
SHSU - Miscellaneous Campus Renovations, 2021	2021	\$3,000,000	\$0	\$0	\$3,000,000	\$0	\$0	\$0	Carry Over
SRSU - Borderlands Research Institute	2021	\$18,450,000	\$0	\$0	\$0	\$0	\$18,450,000	\$0	Carry Over
TxSt - Deferred Maintenance 2021	2021	\$3,500,000	\$0	\$3,500,000	\$0	\$0	\$0	\$0	Carry Over
TxSt - South Campus Board of Regents Building Meeting	2021	\$2,500,000	776	\$0	\$0	\$2,500,000	\$0	\$0	Carry Over Amended

TEXAS STATE UNIVERSITY SYSTEM  
**Capital Improvements Program**  
 FY 2020-2025

## PROJECTS BY YEAR

Project Name	Program Year	Total Project Cost (\$)	Tuition Revenue Bonds (\$)	HEF (\$)	Auxiliary or Unexpended Funds (\$)	TSUS Revenue Bonds (\$)	Gifts (\$)	Other (\$)	CIP Status
TxSt - Special Projects 2021	2021	\$8,000,000	\$0	\$0	\$0	\$0	\$0	\$8,000,000	Carry Over
LSCO - Miscellaneous Campus Projects, FY 2022	2022	\$1,000,000	\$0	\$0	\$0	\$0	\$0	\$1,000,000	New Project
LSCPA - Allied Health Building Addition	2022	\$20,000,000	\$20,000,000	\$0	\$0	\$0	\$0	\$0	Carry Over Amended
LSCPA - Miscellaneous Campus Renovations, FY 2022	2022	\$900,000	\$0	\$0	\$0	\$0	\$0	\$900,000	New Project
LU - Annual Student Residence Hall Refurbishing 2022	2022	\$500,000	\$0	\$0	\$500,000	\$0	\$0	\$0	Carry Over Amended
LU - Campus Infrastructure Repairs 2022	2022	\$500,000	\$0	\$500,000	\$0	\$0	\$0	\$0	Carry Over Amended
LU - Cherry Engineering Renovation	2022	\$2,500,000	\$0	\$2,500,000	\$0	\$0	\$0	\$0	Carry Over
LU - Classroom, Office and General Building Upgrades 2022	2022	\$1,000,000	\$0	\$1,000,000	\$0	\$0	\$0	\$0	Carry Over Amended
SHSU - Allied Health Sciences Building	2022	\$70,000,000	\$70,000,000	\$0	\$0	\$0	\$0	\$0	Carry Over
SHSU - Campus Infrastructure Maintenance & Repair, 2022	2022	\$8,000,000	\$0	\$8,000,000	\$0	\$0	\$0	\$0	Carry Over
SHSU - Garrett TEC Renovation	2022	\$4,600,000	\$0	\$4,600,000	\$0	\$0	\$0	\$0	Carry Over Amended
SHSU - Miscellaneous Campus Renovations, 2022	2022	\$3,000,000	\$0	\$0	\$3,000,000	\$0	\$0	\$0	Carry Over
SHSU - Parking Structure (Ave I)	2022	\$12,000,000	\$0	\$0	\$0	\$12,000,000	\$0	\$0	Carry Over
TxSt - Campus Parking Garage	2022	\$43,653,644	\$0	\$0	\$43,653,644	\$0	\$0	\$0	Carry Over Amended
TxSt - Deferred Maintenance 2022	2022	\$4,000,000	\$0	\$4,000,000	\$0	\$0	\$0	\$0	Carry Over
TxSt - Special Projects 2022	2022	\$8,000,000	\$0	\$0	\$0	\$0	\$0	\$8,000,000	Carry Over
LSCO - Miscellaneous Campus Projects, FY 2023	2023	\$1,000,000	\$0	\$0	\$0	\$0	\$0	\$1,000,000	New Project
LSCO - Student Center	2023	\$13,400,000	\$0	\$500,000	\$12,900,000	\$0	\$0	\$0	Carry Over Amended
LSCPA - Miscellaneous Campus Renovations, FY 2023	2023	\$900,000	\$0	\$0	\$0	\$0	\$0	\$900,000	New Project
LU - Annual Student Residence Hall Refurbishing 2023	2023	\$500,000	\$0	\$0	\$500,000	\$0	\$0	\$0	Carry Over Amended
LU - Art Building Renovation	2023	\$11,175,000	\$0	\$5,000,000	\$0	\$0	\$6,175,000	\$0	Carry Over
LU - Campus Infrastructure Repairs 2023	2023	\$500,000	\$0	\$500,000	\$0	\$0	\$0	\$0	Carry Over Amended
LU - Classroom, Office and General Building Upgrades 2023	2023	\$1,000,000	\$0	\$1,000,000	\$0	\$0	\$0	\$0	Carry Over Amended
SHSU - Campus Infrastructure Maintenance & Repair, 2023	2023	\$8,000,000	\$0	\$8,000,000	\$0	\$0	\$0	\$0	Carry Over
SHSU - Miscellaneous Campus Renovations, 2023	2023	\$3,000,000	\$0	\$0	\$3,000,000	\$0	\$0	\$0	Carry Over Amended
TxSt - Athletic Practice Facility	2023	\$11,000,000	\$0	\$0	\$5,500,000	\$0	\$5,500,000	\$0	New Project
TxSt - Deferred Maintenance 2023	2023	\$4,500,000	\$0	\$4,500,000	\$0	\$0	\$0	\$0	Carry Over
TxSt - Special Projects 2023	2023	\$8,000,000	\$0	\$0	\$0	\$0	\$0	\$8,000,000	Carry Over
TxSt - Thorpe Lane Building Renovation	2023	\$2,000,000	\$0	\$0	\$1,000,000	\$0	\$1,000,000	\$0	New Project
LSCO - Miscellaneous Campus Projects, FY 2024	2024	\$1,000,000	\$0	\$0	\$0	\$0	\$0	\$1,000,000	New Project
LSCPA - Miscellaneous Campus Projects, FY 2024	2024	\$900,000	\$0	\$0	\$0	\$0	\$0	\$900,000	New Project
LU - Annual Student Residence Hall Refurbishing 2024	2024	\$500,000	\$0	\$0	\$500,000	\$0	\$0	\$0	Carry Over Amended
LU - Campus Infrastructure Repairs 2024	2024	\$500,000	\$0	\$500,000	\$0	\$0	\$0	\$0	Carry Over Amended

TEXAS STATE UNIVERSITY SYSTEM  
**Capital Improvements Program**  
 FY 2020-2025

**PROJECTS BY YEAR**

Project Name	Program Year	Total Project Cost (\$)	Tuition Revenue Bonds (\$)	HEF (\$)	Auxiliary or Unexpended Funds (\$)	TSUS Revenue Bonds (\$)	Gifts (\$)	Other (\$)	CIP Status
LU - Classroom, Office and General Building Upgrades 2024	2024	\$1,000,000	\$0	\$1,000,000	\$0	\$0	\$0	\$0	Carry Over Amended
SHSU - Campus Infrastructure Maintenance & Repair, 2024	2024	\$8,000,000	\$0	\$8,000,000	\$0	\$0	\$0	\$0	Carry Over
SHSU - Miscellaneous Campus Renovation, 2024	2024	\$3,000,000	\$0	\$3,000,000	\$0	\$0	\$0	\$0	Carry Over
TxSt - Comanche Street Pedestrian Bridge	2024	\$9,300,000	\$0	\$0	\$5,700,000	\$0	\$0	\$3,600,000	Carry Over Amended
TxSt - Deferred Maintenance 2024	2024	\$5,000,000	\$0	\$5,000,000	\$0	\$0	\$0	\$0	Carry Over
TxSt - Special Projects 2024	2024	\$10,000,000	\$0	\$0	\$0	\$0	\$0	\$10,000,000	Carry Over Amended
LIT - Academic Building	2025	\$19,543,143	\$19,543,143	\$0	\$0	\$0	\$0	\$0	New Project
LSCO - Miscellaneous Campus Projects, FY 2025	2025	\$1,000,000	\$0	\$0	\$0	\$0	\$0	\$1,000,000	New Project
LSCPA - Miscellaneous Campus Renovations, FY 2025	2025	\$900,000	\$0	\$0	\$0	\$0	\$0	\$900,000	New Project
LU - Annual Student Residence Hall Refurbishing 2025	2025	\$500,000	\$0	\$0	\$500,000	\$0	\$0	\$0	New Project
LU - Campus Infrastructure Repairs 2025	2025	\$500,000	\$0	\$500,000	\$0	\$0	\$0	\$0	New Project
LU - Classroom, Office and General Building Upgrades 2025	2025	\$1,000,000	\$0	\$1,000,000	\$0	\$0	\$0	\$0	New Project
SHSU - Campus Infrastructure Maintenance & Repair, 2025	2025	\$8,000,000	\$0	\$8,000,000	\$0	\$0	\$0	\$0	New Project
SHSU - Miscellaneous Campus Renovations, 2025	2025	\$3,000,000	\$0	\$0	\$3,000,000	\$0	\$0	\$0	New Project
TxSt - Deferred Maintenance 2025	2025	\$5,000,000	\$0	\$5,000,000	\$0	\$0	\$0	\$0	New Project
TxSt - Special Projects 2025	2025	\$10,000,000	\$0	\$0	\$0	\$0	\$0	\$10,000,000	New Project



# Capital Improvements Program

FY 2020-2025

## **ATTACHMENT 5**

New CIP Projects

**TEXAS STATE UNIVERSITY SYSTEM  
Capital Improvements Program  
FY 2020-2025**

**NEW CIP PROJECTS**

Project Name	Program Year	Total Project Cost (\$)
LIT - Academic Building	2025	\$19,543,143
LIT - Renovation of unfinished space at Tommy Williams Building	2020	\$1,505,210
LIT - Truck Driving Center Laurel Property	2020	\$1,995,189
LIT - Workforce Training Center	2020	\$22,000,000
LSCO - Miscellaneous Campus Projects, FY 2020	2020	\$1,000,000
LSCO - Miscellaneous Campus Projects, FY 2021	2021	\$1,000,000
LSCO - Miscellaneous Campus Projects, FY 2022	2022	\$1,000,000
LSCO - Miscellaneous Campus Projects, FY 2023	2023	\$1,000,000
LSCO - Miscellaneous Campus Projects, FY 2024	2024	\$1,000,000
LSCO - Miscellaneous Campus Projects, FY 2025	2025	\$1,000,000
LSCPA - Miscellaneous Campus Renovations, FY 2020	2020	\$900,000
LSCPA - Miscellaneous Campus Renovations, FY 2021	2021	\$900,000
LSCPA - Miscellaneous Campus Projects, FY 2024	2024	\$900,000
LSCPA - Miscellaneous Campus Renovations, FY 2022	2022	\$900,000
LSCPA - Miscellaneous Campus Renovations, FY 2023	2023	\$900,000
LSCPA - Miscellaneous Campus Renovations, FY 2025	2025	\$900,000
LSCPA - Ruby Fuller Building Renovation	2020	\$6,265,000
LU - Annual Student Residence Hall Refurbishing 2025	2025	\$500,000
LU - Campus Infrastructure Repairs 2025	2025	\$500,000
LU - Cardinal Village Building Envelope Remediation	2020	\$5,000,000
LU - Classroom, Office and General Building Upgrades 2025	2025	\$1,000,000
LU - Music Storage Renovation	2020	\$850,500
LU - Roof Replacements, 2020	2020	\$1,500,000
LU - Vincent Beck Stadium Renovation	2020	\$12,000,000
SHSU - Campus Infrastructure Maintenance & Repair, 2025	2025	\$8,000,000
SHSU - Lee Drain Building Level 1 Renovation	2020	\$2,000,000
SHSU - Miscellaneous Campus Renovations, 2025	2025	\$3,000,000
SHSU - Recreational Sports Expansion	2020	\$5,000,000
TxSt - Athletic Practice Facility	2023	\$11,000,000
TxSt - Ballpark Clubhouse	2020	\$9,996,898
TxSt - Central Plant - Boiler Burner and Instrumentation Replacement	2020	\$1,100,000
TxSt - Deferred Maintenance 2025	2025	\$5,000,000
TxSt - DHRL - Lantana Hall Renovation	2020	\$24,297,874
TxSt - Music Building	2020	\$70,453,350
TxSt - P3 Student Housing	2020	\$168,000,000
TxSt - Special Projects 2025	2025	\$10,000,000

**TEXAS STATE UNIVERSITY SYSTEM**  
**Capital Improvements Program**  
FY 2020-2025

<b>Project Name</b>	<b>Program Year</b>	<b>Total Project Cost (\$)</b>
TxSt - Spring Lake Hall Exhibition and Patio Renovation	2020	\$7,216,940
TxSt - Thorpe Lane Building Renovation	2023	\$2,000,000

# Capital Improvements Program

FY 2020-2025

## **ATTACHMENT 6**

Project Information Forms for  
New CIP Projects Over \$4 Million

### CIP Project Information Form

Project Name: Workforce Training Center

Component: LIT

Program Year: 2020

New or Amended: New

On Campus Master Plan? Yes

Project Type: Classroom, General, Laboratory, General

Gross square footage: 35,300

Site/Location 855 East Lavaca Street, Beaumont, Texas

Project Needs: Pursuant to the updated Master Plan, LIT plans to build a Workforce Training Center for both credit and non-credit students. It will include 10 classrooms, 1 large lecture room, 2 computer labs, and a workforce and faculty suite. Students currently housed in temporary buildings will move into the new center.

Preliminary Project Cost: \$22,000,000

Source(s) of Funding: TRB(\$20,000,000), HEF(\$2,000,000)

Comments:

### CIP Project Information Form

Project Name: Ruby Fuller Building Renovation

Component: LSCPA

Program Year: 2020

New or Amended: New

On Campus Master Plan? No

Project Type: Classroom, General, Office, General

Gross square footage: 13,945

Site/Location

Project Needs: As a result of Hurricane Harvey, the building suffered water infiltration through the masonry exterior walls and clearstory walls above the roofs. There is extensive mold and mildew on the first level particularly the old print shop located under the building south entry steps. Due to the moisture infiltration causing mold and mildew, some spaces are uninhabitable. Most of the water infiltration is through the exterior walls as evidenced by the plaster deterioration on the interior.

Preliminary Project Cost: \$6,265,000

Source(s) of Funding:

Comments:

**CIP Project Information Form**

Project Name: Cardinal Village Building Envelope Remediation

Component: LU

Program Year: 2020

New or Amended: New

On Campus Master Plan? No

Project Type: Dormitory

Gross square footage:

Site/Location All Cardinal Village residence halls

Project Needs: All of the residence halls on campus have open-air corridors/breezeways connecting individual buildings. The decks of the corridors were poorly constructed and generally have one very small, undersized and poorly located inlet that is insufficient for the amount of rain in this region. Additionally, it has been discovered that the decks do not properly slope to the existing drain and therefore in heavy rains, water runs through the open corridors of the buildings and in some cases, have penetrated to the floor slabs of the apartments. This project is meant to address the problem through the enclosure of the open breezeways and stair towers to prevent water migration throughout the building. The project will also repair/replace stairs that have been structurally compromised over time. If the issues are not addressed, the buildings will continue to deteriorate at a more rapid rate than usual and will be in need of much more comprehensive rehabilitation, if not actual replacement, within 5 years. The project will be phased over two fiscal years due to funding limitations.

Preliminary Project Cost: \$5,000,000

Source(s) of Funding: Auxiliary

Comments:

### CIP Project Information Form

Project Name: Vincent Beck Stadium Renovation

Component: LU

Program Year: 2020

New or Amended: New

On Campus Master Plan? No

Project Type: Athletic

Gross square footage: 10,000

Site/Location Vincent Beck Stadium

Project Needs: Existing facilities at the stadium are antiquated and not in line with facilities at other conference schools. The coach's offices have been housed in a trailer for several years, the locker rooms and public restrooms are in disrepair and not adequately sized, the entry plaza is unattractive and inefficient for moving fans through the complex, the press box is not up to current NCAA standards and the reserved seating area is not protected from the elements. None of the existing facilities fully meets the current Texas Accessibility Standards. Lamar University Athletics has initiated a fundraising campaign to address these areas and bring the complex up to a competitive standard that is also functionally effective. Consideration is being given to create a new players and coaches club house with new locker facilities, offices and student athlete amenities, new retail amenities, promotion of Lamar University Athletics' accomplishments, a new gateway and ticket center and a new street level facade including landscape and hardscape enhancements. The central seating area would be reconstructed with either bleacher or individual seats, a new press box and a partial covering.

Preliminary Project Cost: \$12,000,000

Source(s) of Funding: gifts

Comments:



### CIP Project Information Form

Project Name: Recreational Sports Expansion

Component: SHSU

Program Year: 2020

New or Amended: New

On Campus Master Plan? Yes

Project Type: Athletic

Gross square footage: 25,000

Site/Location Main Campus

Project Needs: Sam Houston State University has outgrown its current indoor recreational sports facilities. This project will renovate a portion of the existing Health & Kinesiology Center to create additional basketball/volleyball courts and other areas for students' recreational use.

Preliminary Project Cost: \$5,000,000

Source(s) of Funding: TSUS Bonds

Comments:

### CIP Project Information Form

Project Name:	Ballpark Clubhouse
Component:	TxSt
Program Year:	2020
New or Amended:	New
On Campus Master Plan?	No
Project Type:	Athletic
Gross square footage:	22,144
Site/Location	Bobcat Ballpark
Project Needs:	<p>The baseball and softball team operations are housed and function within the University Events Center. Very limited resources are available for practices and game days at the ballpark. A clubhouse that provides athletic training space, changing locations, meeting space, umpire dressing rooms, video editing room, and storage is desired at the ballpark. The Ballpark Clubhouse project is not currently on the Campus Master Plan and will be added at the next update.</p>
Preliminary Project Cost:	\$9,996,898
Source(s) of Funding:	Auxiliary(\$4,063,780), gifts(\$5,933,118)
Comments:	

### CIP Project Information Form

Project Name: DHRL - Lantana Hall Renovation

Component: TxSt

Program Year: 2020

New or Amended: New

On Campus Master Plan? Yes

Project Type: Housing, Dormitory

Gross square footage: 74,086

Site/Location 501 N. Edward Gary St., San Marcos, TX 78666

Project Needs: Texas State University is a residential campus historically requiring freshman students to live on campus. The University is committed to providing attractive, secure, and up to date facilities. This building was constructed in 1962 and has yet to undergo a major capital renovation to bring existing systems up to modern standards. Complete demolition and building an entirely new facility was deemed cost prohibitive. This project will also add approximately (200) beds to the housing capacity which is needed due to the growth of the University.

Preliminary Project Cost: \$24,297,874

Source(s) of Funding: Auxiliary(\$10,000,000), TSUS Bonds(\$14,297,874)

Comments:

### CIP Project Information Form

Project Name: Music Building

Component: TxSt

Program Year: 2020

New or Amended: New

On Campus Master Plan? Yes

Project Type: Classroom, General

Gross square footage: 109,582

Site/Location 200 Concho, San Marcos, TX 78666

Project Needs: The needs for the School of Music are many and vary from performance spaces, to back-of-house support space and classrooms. Performance space was accomplished with the building of the Performing Arts Center. The feasibility study determined that the footprint of the Performing Arts Center was not large enough to house the music facility, classrooms, and rehearsal space. Relocating music to the Sterry Hall footprint will place music in closer proximity to their performance space.

Preliminary Project Cost: \$70,453,350

Source(s) of Funding: TSUS Bonds(\$30,453,350), gifts(\$40,000,000)

Comments:

### CIP Project Information Form

Project Name: P3 Student Housing

Component: TxSt

Program Year: 2020

New or Amended: New

On Campus Master Plan? Yes

Project Type: Housing, Dormitory

Gross square footage: 774,900

Site/Location Site to be determined.

Project Needs: Texas State University is a residential campus historically requiring freshman students to live on campus. The University is committed to providing a range of prices for residence halls to meet the varying economic needs of the students and is considering partnering with a private entity in a Public Private Partnership (P3) to build a 2,100-bed Residence Hall. The on-campus living policy was evaluated and has already been adjusted downward due to over-crowding; the new complex will assist Texas State University in continuing to meet increasing demands and to help replace beds scheduled for demolition.

Preliminary Project Cost: \$168,000,000

Source(s) of Funding: Public Private Partnership (P3)

Comments:

**CIP Project Information Form**

Project Name: Spring Lake Hall Exhibition and Patio Renovation  
Component: TxSt  
Program Year: 2020  
New or Amended: New  
On Campus Master Plan? Yes  
Project Type: Other  
Gross square footage: 14,000  
Site/Location Meadows Center  
Project Needs: The Texas Department of Parks and Wildlife is currently housed in this building and is scheduled to move, thereby freeing space within the building and allowing for expansion of the present exhibit area, renovation of office space, and maintenance of the roof.  
Preliminary Project Cost: \$7,216,940  
Source(s) of Funding: gifts  
Comments:

**CIP Project Information Form**

Project Name: Athletic Practice Facility

Component: TxSt

Program Year: 2023

New or Amended: New

On Campus Master Plan? Yes

Project Type: Athletic

Gross square footage: 200,000

Site/Location 450 Stadium Drive, San Marcos, TX 78666

Project Needs: As the Athletic Department continues to grow in size and space, the need to provide adequate practice opportunities increases in demand. Currently, many of our outdoor sports do not have an option to relocate practice during extreme heat or inclement weather. A covered practice facility would provide an alternate location during undesirable weather conditions. Also, capturing the unusable space north of the practice field would provide additional practice locations for teams to utilize.

Preliminary Project Cost: \$11,000,000

Source(s) of Funding: Auxiliary(\$5,500,000), gifts(\$5,500,000)

Comments:

### CIP Project Information Form

Project Name: Academic Building

Component: LIT

Program Year: 2025

New or Amended: New

On Campus Master Plan? Yes

Project Type: Classroom, General

Gross square footage: 30,000

Site/Location 855 East Lavaca

Project Needs: Based on enrollment growth goals, additional on-site students will be expected and this new 30,000 square foot facility will provide faculty suites, 14 classrooms, 2 large lecture rooms and a computer lab.

Preliminary Project Cost: \$19,543,143

Source(s) of Funding: TRB

Comments:



**CIP Project Information Form**

Project Name: Campus Infrastructure Maintenance & Repair, 2025  
Component: SHSU  
Program Year: 2025  
New or Amended: New  
On Campus Master Plan? No  
Project Type: Other  
Gross square footage:  
Site/Location  
Project Needs: Maintain functional operations of campus buildings and infrastructure  
Preliminary Project Cost: \$8,000,000  
Source(s) of Funding: HEF  
Comments:

**CIP Project Information Form**

Project Name:	Deferred Maintenance 2025
Component:	TxSt
Program Year:	2025
New or Amended:	New
On Campus Master Plan?	Yes
Project Type:	Other
Gross square footage:	10,000
Site/Location	Various
Project Needs:	Replace old maintenance intensive components of the existing physical plant.
Preliminary Project Cost:	\$5,000,000
Source(s) of Funding:	HEF
Comments:	

**CIP Project Information Form**

Project Name: Special Projects 2025  
Component: TxSt  
Program Year: 2025  
New or Amended: New  
On Campus Master Plan? No  
Project Type: Other  
Gross square footage: 10,000  
Site/Location: Texas State University  
Project Needs: Many departments are experiencing faculty/staff growth and the demand for additional faculty office space and research lab space is increasing. Each request is individually reviewed by the Campus Planning Facilities Committee, the Provost and sometimes the President's Cabinet before approval. Any project that involves estimates requiring Chancellor or Board approval are submitted appropriately.  
Preliminary Project Cost: \$10,000,000  
Source(s) of Funding: Mix of HEF, Auxilary and Unexpended  
Comments:

## EXECUTIVE SUMMARY

### Planning and Construction Report

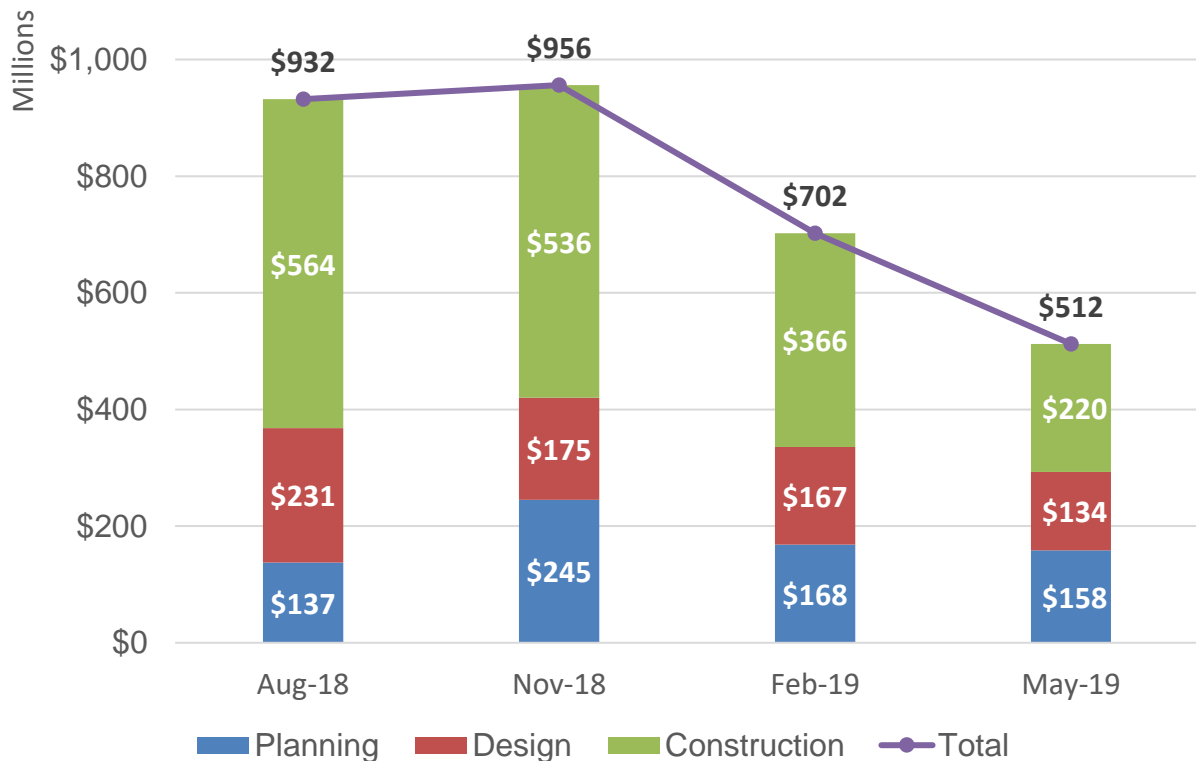
#### May 2019

Capital project values, including post substantial completion projects, decreased 10% in the current quarter from \$1.126 billion to \$1.013 billion. Active Capital Projects totaling \$512 million of project value in planning, design, or construction, decreased 27% from the previous quarter's value of \$702 million.

Summary of Active Capital Projects			
	Number of Projects	Project Value (millions)	Change from Previous Quarter
Planning	14	\$158	-6%
Design	9	\$134	-20%
Construction	16	\$220	-40%
<b>Total:</b>	<b>39</b>	<b>\$512</b>	<b>-27%</b>

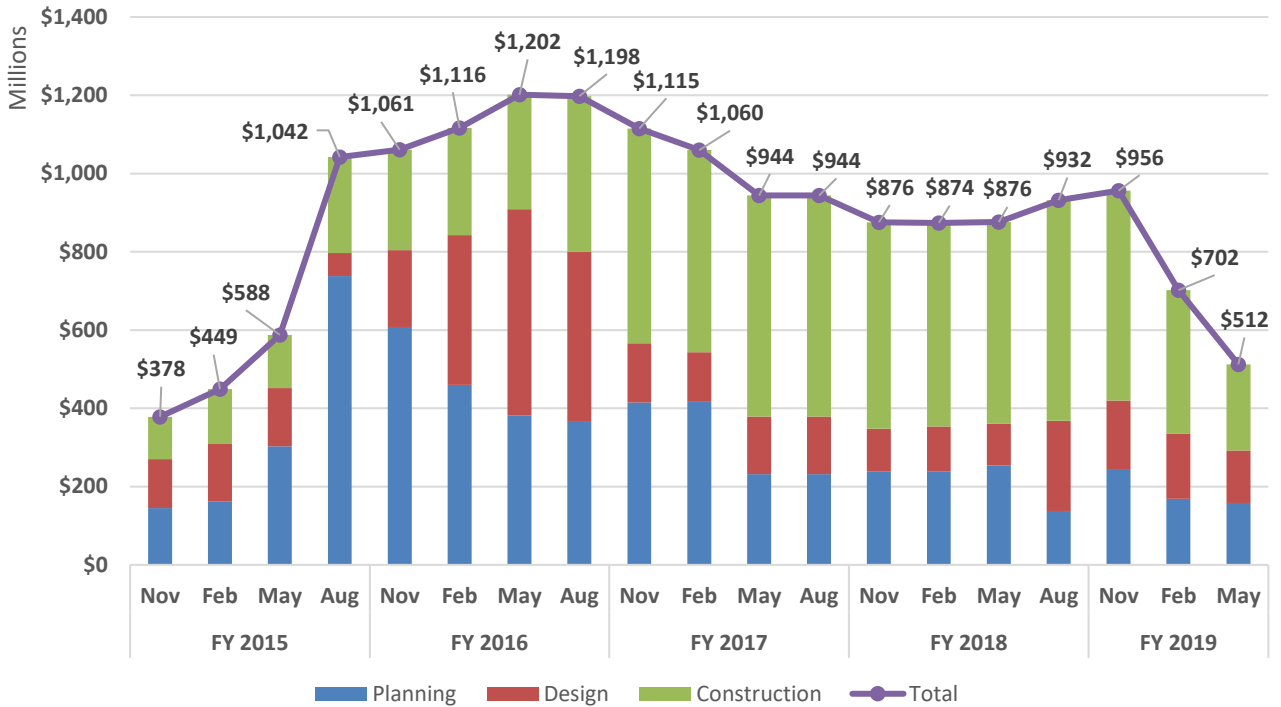
Active Capital Project values reflect a significant slowdown in 2019 after increases in the final two quarters of 2018.

#### Planning, Design and Construction Activity



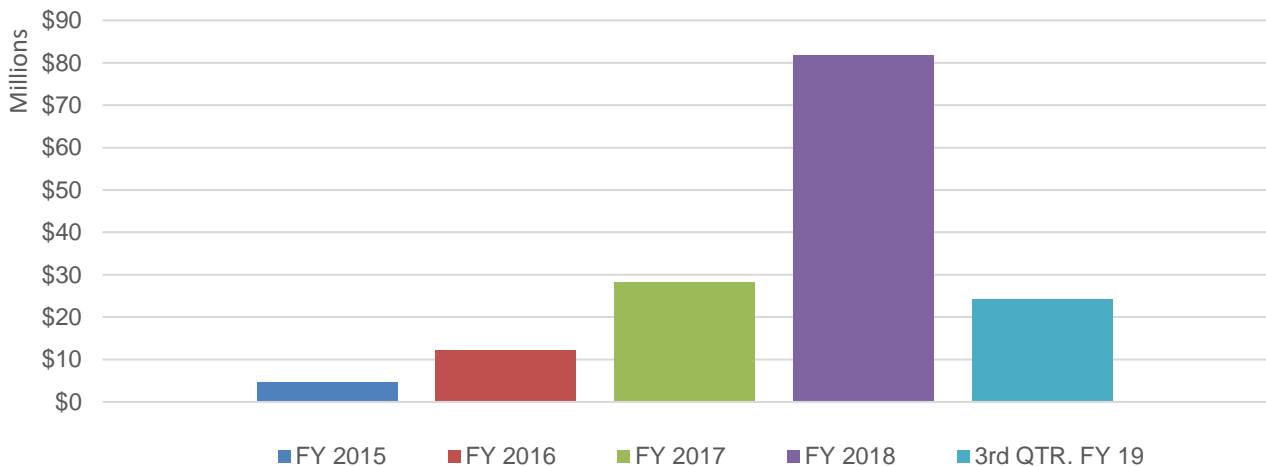
A longer-term view shows a continuing decline in Active Capital Project values, after a peak in fiscal year 2016. The significant increase in August 2015 resulted from Tuition Revenue Bonds authorized during the 84<sup>th</sup> Legislative Session.

### Planning, Design and Construction Activity



Active Capital Project totals exclude projects valued between \$1 million and \$4 million that are delegated to the Components. The increase in delegated projects during fiscal year 2018 is associated with projects funded through the increased Higher Education Fund allocations by the 84<sup>th</sup> Texas Legislature.

### Delegated Projects Summary



OVERVIEW OF CAPITAL PROJECTS

March 20, 2019

Data is as of March 20, 2019

TSUS Capital Projects (funding identified)

Component	Project Name	Est. Cost	Phase	Construction Start	Construction Finish	Notes
LIT	TA Buildings 1,4,5 Renovations/Replacement (Student Success Building)	\$ 7,417,519	7-Construction	June, 2018	June, 2019	50% complete with construction
LSC-PA	Process Technology Training Unit	\$ 2,000,000	3-Procurement	Summer, 2019	Fall, 2019	Architect/Engineer contract negotiations underway
LU	Roof Replacements 2019	\$ 1,900,000	3-Procurement	TBD	January, 2020	Design work to begin April, 2019
LU	Mary and John Gray Library Renovation	\$ 16,900,000	2-Programming	Fall, 2019	TBD	Evaluating Assessment Report to best phase the project
LU	Plummer Building Renovation	\$ 3,550,000	1-Planning	TBD	TBD	Ongoing assessment to confirm scope of project
LU	Police Building Repair and Renovation	\$ 2,200,000	7-Construction	February, 2019	August, 2019	5% complete with construction
LU	Welcome Center and South Campus Entrance	\$ 3,900,000	4-Schematic Design	TBD	June, 2020	Schematic Design phase will complete in late March 2019
LU	Vincent Beck New Turf	\$ 1,500,000	7-Construction	July, 2018	March, 2019	Substantial Completion is slated for March, 2019
LU	Cardinal Village Summer 2018 Renovations	\$ 3,200,000	8-Close-out	May, 2018	August, 2018	Final Report slated for the August 2019 BOR Meeting
LU	Classroom, Office and General Building Upgrades	\$ 1,700,000	8-Close-out	May, 2017	December, 2018	Final Report slated for the August 2019 BOR Meeting
LU	New Science & Technology Building	\$ 60,000,000	8-Close-out	May, 2017	February, 2019	Grand Opening slated for April 3, 2019
LU	Mary & John Gray Library Renovation/Starbucks	\$ 965,000	8-Close-out	Spring, 2017	February, 2018	Final Report being presented for May 2019 BOR Meeting
LU	Renovation of Setzer Student Center	\$ 29,944,948	8-Close-out	Fall, 2016	March, 2018	Final Report slated for the August 2019 BOR Meeting
LU	Unit Operations Lab Renovation	\$ 1,800,000	8-Close-out	Spring, 2017	January, 2018	Final Report being presented for May 2019 BOR Meeting
LU	Science Auditorium Renovation	\$ 2,000,000	3-Procurement	TBD	January, 2020	Design work to begin April, 2019
SHSU	Coliseum Parking Structure	\$ 12,000,000	5-Design Development	Summer, 2019	June, 2020	DD submission for May 2019 BOR Meeting
SHSU	North Residential Life Hall	\$ 70,000,000	2-Programming	Spring, 2021	TBD	Program is complete. Procurement to begin in fall, 2019
SHSU	North Residential Life Hall Parking Structure	\$ 12,000,000	2-Programming	TBD	TBD	Program is complete. Procurement to begin in fall, 2020
SHSU	Newton Gresham Library Renovation	\$ 15,000,000	3-Procurement	TBD	TBD	Procurement of Architect/Engineer and CMR underway
SHSU	Ron Mafridge Field House Renovation	\$ 15,000,000	2-Programming	TBD	TBD	Programming efforts are proceeding
SHSU	Innovation Plaza - Hotel/Conference and Training Center	TBD	3-Procurement	TBD	TBD	Public-private partnership negotiations ongoing
SHSU	Lowman Student Center Phase 2 Renovation	\$ 14,350,000	7-Construction	March, 2019	May, 2020	Construction began in March, 2019
SHSU	College of Osteopathic Medicine	\$ 65,000,000	7-Construction	September, 2018	December, 2019	23% complete with construction
SHSU	Art Complex and Associated Infrastructure	\$ 37,000,000	7-Construction	April, 2018	July, 2019	60% complete with construction
SHSU	Biology Laboratory Building	\$ 65,000,000	8-Close-out	June, 2016	September, 2018	Working on close-outs
SHSU	East Central Plant Expansion	\$ 8,400,000	8-Close-out	Spring, 2018	December, 2018	Working on close-outs
SHSU	Lowman Student Center Addition	\$ 44,400,000	8-Close-out	April, 2017	December, 2018	Working on close-outs
SHSU	Bowers Boulevard Utilities & Town Creek Drainage	\$ 4,359,137	8-Close-out	May, 2017	July, 2018	Final Report being presented for May 2019 BOR Meeting
SHSU	Fred Pirkle Engineering Technology Center	\$ 22,000,000	8-Close-out	March, 2015	November, 2016	Close-out Subject to Final Audit
SRSU	Museum of the Big Bend Annex	\$ 8,000,000	1-Planning	TBD	TBD	Fund raising efforts are underway
SRSU	Campus Access (Phase III)	\$ 2,500,000	4-Schematic Design	TBD	TBD	Project delegated to Component
SRSU	University Visitor Center	\$ 2,900,000	4-Schematic Design	TBD	TBD	Project delegated to Component
SRSU	Campus Access (Phase II)	\$ 2,101,000	4-Schematic Design	TBD	TBD	Project delegated to Component
SRSU	Campus Access (Phase I)	\$ 1,400,000	7-Construction	January, 2016	July, 2019	Structural issues and punch list items are being addressed.
SRSU	Texas Native Seed Research Center (Phase I)	\$ 399,979	7-Construction	October, 2017	Spring, 2019	Completing construction issues
SRSU	Jackson Field Turf	\$ 750,000	8-Close-out	May, 2016	July, 2016	Working on close-outs
SRSU	Motion Capture Lab	\$ 400,000	8-Close-out	September, 2015	April, 2016	Working on close-outs
SRSU	Recreational Sports Facility	\$ 1,600,000	8-Close-out	February, 2016	June, 2016	Working on close-outs
TSUS	O. Henry Hall Renovation	\$ 5,900,000	8-Close-out	August, 2017	September, 2018	Final Report slated for the August 2019 BOR Meeting
TxST	Hines Academic Center Structural Improvements	\$ 1,200,000	7-Construction	TBD	Spring, 2020	Delegated Project
TxST	Infrastructure Research Laboratory	\$ 12,000,000	2-Programming	TBD	TBD	Project on hold due to re-evaluation of space program
TxST	Jowers Center Renovation	\$ 3,500,000	5-Design Development	TBD	July, 2020	Delegated Project

TxST	Roy F. Mitte Space Reconfigurations	\$ 6,000,000	5-Design Development	Summer, 2019	Summer, 2020	DD submission for May 2019 BOR Meeting
TxST	Student Apartment Project	TBD	3-Procurement	TBD	TBD	Project has been cancelled
TxST	Alkek Library 7th Floor Wittliff Collections Expansion	\$ 4,700,000	6-Construction Documents	May, 2019	Spring, 2020	GMP proposal approved March, 2019
TxST	DHRL New Residence Hall (Hilltop) Complex	\$ 96,700,000	5-Design Development	TBD	TBD	DD submission for May 2019 BOR Meeting
TxST	Elliott Hall Repurposing	\$ 6,650,000	7-Construction	March, 2019	Spring, 2020	Construction began in March, 2019
TxST	Family & Consumer Sciences Vivarium Research Facility	\$ 3,867,000	7-Construction	March, 2019	Spring, 2020	Construction began in March, 2019
TxST	Health Professions Bldg Space Reconfig (Encino Hall)	\$ 2,200,000	7-Construction	Summer, 2018	October, 2019	Delegated Project
TxST	Alkek Library Learning Commons - Phase One	\$ 8,300,000	7-Construction	December, 2018	February, 2020	21% complete with construction
TxST	Campus Recreation Sports Fields	\$ 7,400,000	7-Construction	April, 2019	Spring, 2020	Construction will begin April, 2019
TxST	Gloria and Bruce Ingram Hall	\$ 120,000,000	8-Close-out	July, 2016	December, 2018	Resolve with A/E additional cost incurred with structural remedial effort
TxST	DHRL Blanco Hall Renovations	\$ 29,600,000	7-Construction	Spring, 2018	August, 2019	82% complete with construction
TxST	LBJ Student Center Expansion	\$ 31,200,000	7-Construction	June, 2018	January, 2020	39% complete with construction
TxST	University Event Center Expansion	\$ 62,500,000	8-Close-out	September, 2016	October, 2018	Working on close-outs
TxST	Willow Hall	\$ 67,500,000	8-Close-out	August, 2016	May, 2018	Working on close-outs
TxST	University Police Department	TBD	2-Programming	TBD	TBD	Programming efforts are proceeding
<b>TOTAL:</b>		<b>\$ 1,012,754,583</b>				

March, 2019

TSUS Projects Not Currently Moving Forward (funding not yet identified)

Component	Project Name	Est. Cost	Phase	Construction Start	Construction Finish	Notes
LIT	Workforce Training Center	\$ 22,000,000	On hold - funding	TBD	TBD	TRB
LSC-O	Academic Building	\$ 32,000,000	On hold - funding	TBD	TBD	TRB
LSC-PA	Allied Health Building	\$ 20,000,000	On hold - funding	TBD	TBD	TRB
LSC-PA	Ruby Fuller Building Renovation	\$ 6,265,000	On hold - funding	TBD	TBD	Hurricane Harvey Supplemental Appropriations
LU	Digital Learning Center	\$ 45,000,000	On hold - funding	TBD	TBD	TRB
SHSU	Allied Health Sciences Building	\$ 70,000,000	On hold - funding	TBD	TBD	TRB
SRSU	Fine Arts Facility Expansion	\$ 25,600,000	On hold - funding	TBD	TBD	TRB
SRSU-EP	Academic Building	\$ 20,000,000	On hold - funding	TBD	TBD	TRB
TxST	STEM Academic Building AKA Hilltop Academic Building	\$ 125,000,000	On hold - funding	TBD	TBD	TRB
TxST	Music Building	\$ 139,000,000	On hold - funding	TBD	TBD	
TxST	Round Rock Health Professions - 2 (Esperanza Hall)	\$ 75,000,000	On hold - funding	TBD	TBD	TRB
<b>TOTAL:</b>		<b>\$ 579,865,000</b>				

## Detailed Breakdown\*

Project Phase	Number of Projects	Total Project Value	Percent of Total
Planning/Programming/Procurement	14	\$ 158,350,000	15.64%
Design	9	\$ 134,301,000	13.26%
Construction**	16	\$ 219,684,498	21.69%
Post-substantial completion***	18	\$ 500,419,085	49.41%
<b>TOTAL:</b>	<b>57</b>	<b>\$ 1,012,754,583</b>	<b>100%</b>

\* Includes projects approved for delegation to the Components by the Chancellor

\*\* See chart below for detail

\*\*\* Includes projects in close-out

## Projects in Construction

Calendar Year	Number of Projects	Total Project Value	Percent of Total
Completion 2019	9	\$ 146,717,498	66.79%
Completion 2020	7	\$ 72,967,000	33.21%
<b>TOTAL:</b>	<b>16</b>	<b>\$ 219,684,498</b>	<b>100%</b>



**Lamar Institute of Technology  
Summary  
(as of March 20, 2019)**

**I. Project Planning, Programming and Procurement**

1) Workforce Training Center

Programmer: Facility Programming and Consulting    Est. Cost:    \$22,000,000

Pursuant to the updated Master Plan, LIT plans to build a 29,385 square foot Workforce Training Center for both credit and non-credit students. It will include 10 classrooms, one large lecture room, two computer labs, and a workforce and faculty suite. Students currently housed in temporary buildings will move into the new center. This project will be initiated in 2019 pending authorization of the issuance of Tuition Revenue Bonds.

**II. Design and Construction Document Phase**

N/A

**III. Construction Phase**

2) TA Buildings, 1,4,5 Renovation/Replacement (Student Success Building)

Architect:	PBK Architects, Inc.	Est. Cost:	\$7,417,519
Contractor:	SETEX Construction Corp.	Est. Completion:	June 3, 2019
Percent Complete:	50%		

The LIT Student Success Building has an estimated total project cost of \$7.4 million with a total of 18,900 square feet. This project is listed in the Campus Master Plan and will provide space for a one-stop shop for Student Success to include Admissions, Advising/Outreach, Recruiting, Student Government Association, Financial Aid, Student Activities and Career Services, Teaching and Learning Center, Testing Center, Online Learning and an Adjunct Suite. Also included is a multipurpose room, computer lab, and student gathering spaces. The project includes the demolition of the existing TA-1 Building. Buildings TA-4 (15,716 square feet) and TA-5 (10,272 square feet) will be renovated with new ceilings, energy efficient light fixtures, new flooring and paint, and a restroom added to Building TA-4.

The roof is 90% complete on the Student Success Building and will be completed late March. The masonry is 50% completed and interior walls are 75% completed. Mechanical and electrical infrastructure are ongoing and the furniture will be ordered late March. Renovations for Building TA-4 and TA-5 are complete.

**IV. Completed Projects**

N/A

**V. Final Reports**

N/A

**Lamar State College-Orange  
Summary  
(as of March 20, 2019)**

**I. Project Planning & Programming**

1) Academic Building

Programmer: Facility Programming and Consulting    Est. Cost:    \$32,000,000

Programming to support the Tuition Revenue Bond request for a 50,000 square foot Academic Building at an estimated cost of \$32 million, is complete. The building will replace the existing facility which consists of three repurposed buildings, one of which was a bowling alley. Due to the merging of three separate buildings to create one facility, there are multiple support columns located in the middle of many classrooms causing visual challenges. The new facility will give students access to modern classrooms, labs and the latest innovations in teaching technology, and will house classrooms, laboratories, faculty offices, the Information Technology Department and Human Resources. The project is on the Capital Improvements Program and will be initiated pending authorization of the issuance of Tuition Revenue Bonds.

**II. Design and Construction Document Phase**

N/A

**III. Construction Phase**

N/A

**IV. Completed Projects**

N/A

**V. Final Reports**

N/A

**Lamar State College-Port Arthur  
Summary  
(as of March 20, 2019)**

**I. Project Planning & Programming**

1) Allied Health Building

Programmer: Facility Programming and Consulting      Est. Cost:      \$20,000,000

This project will provide additional classroom and laboratory space. Local demand for nursing classes continues to rise and the College is operating at full capacity. The facility will house not only future Allied Health programs but the college's current programs which include: Upward Mobility LVN to ADN, Vocational Nursing, Nurse Aide, Substance Abuse Counseling, and Surgical Technology. Programming to support the Tuition Revenue Bond request is complete. The project is on the Capital Improvements Program and will be initiated pending authorization of the issuance of Tuition Revenue Bonds.

2) Ruby Fuller Building Renovation

Programmer: TBA      Est. Cost:      \$6,265,000

As a result of Hurricane Harvey, the Ruby Fuller building suffered water infiltration through the masonry exterior walls and clearstory walls above the roofs. There is extensive mold and mildew on the first level, particularly the old print shop located under the buildings south entry steps. Most of the water infiltration is through the exterior walls as evidence by the plaster deterioration on the interior. Due to the mold and mildew some spaces are uninhabitable. The next phase for this building is programming. The project is on the Capital Improvements Program and will be initiated pending funding from the State of Texas.

**II. Design and Construction Document Phase**

3) Process Technology Training Unit Project

Architect:      Sigma Engineers      Est. Cost:      \$2,000,000  
Est. Completion:      Fall 2019

This project involves constructing a facility to house educational and training equipment funded mainly by a federal grant assistance program with the objective of retraining students with new skill sets for employment within the industries that serve the golden triangle. The selected A/E firm for the project is Sigma Engineers from Beaumont. The Economic Development Administration (EDA) has approved to use a Job Order Contract (JOC) for the project. The Sigma Engineers proposal is awaiting approval from the EDA to execute before a JOC is selected and construction phase work can proceed.

**III. Construction Phase**

N/A

**IV. Completed Projects**

N/A

**V. Final Reports**

N/A



Administration Building in 2016, Lamar's executive administration vacated the Plummer Building, leaving section A mostly unoccupied, while sections B and C have become cramped and congested over time. An asbestos & lead survey has been performed. The building assessment, including analysis of historic finishes, has been completed and revealed that the building structure is in very good condition. HVAC equipment is still viable, but electrical and plumbing systems are at the end of their lifespan. Additional environmental testing and scoping of underground sanitary lines is still needed to determine the final renovation scope.

Due to its prominent location, unique shape and the distinctive expression of the structural "fret" system on the building exterior, the Plummer Building has become an iconic landmark for Lamar's campus. Recognized as an exemplary example of post-war modernist design, the Plummer Building was placed on the National Register of Historic Places in November 2015. The goals of this renovation are to distribute the remaining administrative functions across the entire building for more efficient operation, modernize aging building systems and bring the building up to current building codes. The renovation will also entail accessibility code upgrades, infrastructure upgrades including a new roof, and site improvements.

4) Science Auditorium Renovation

Architect: Huitt-Zollars

Est. Cost: \$2,000,000

Est. Completion: January 2020

Built in 1968, the Science Auditorium is a freestanding circular building in the academic heart of the campus. There have been very few improvements since the original construction. Seats are broken, floor finishes are damaged, lighting is inadequate and inefficient, HVAC and electrical equipment is at the end of its lifespan, and technology is obsolete. Restrooms are small and not accessible. The renovation is intended to address all of these issues and bring the building into full compliance with current building, life safety and accessibility codes. Lamar has received delegation from the Chancellor to administer the project and the design phase will begin in early April.

5) Roof Replacements 2019

Architect: PBK

Est. Cost: \$1,900,000

Est. Completion: January 2020

Several roofs on campus are at or near the end of their useful life. Lamar's Facilities Management department has prepared a list of priorities and the two most critical are the Chemistry and Speech & Hearing buildings. The warranty on the current Chemistry building roof expired in February 2019. The roof has been modified multiple times over the years as new exhaust fans and other rooftop equipment has been added and new penetrations created. Several leaks have developed. The Speech and Hearing building still has the original built-up roof from 1975. Lamar has received delegation from the Chancellor to administer the project and the design phase will begin in early April.

## II. Design and Construction Document Phase

### 6) Welcome Center and South Campus Entrance

Architect: Huitt-Zollars

Est. Cost: \$3,900,000

Contractor: TBD

Est. Completion: June 2020

Design Stage: Schematic Design

The former Human Resources building at the corner of Rolfe Christopher Drive and Jim Gilligan Way will be repurposed and renovated to create a new campus Welcome Center. The Welcome Center is intended to be the first stop on campus for prospective students, family members, alumni and other visitors. Along with providing information about the campus, Lamar University history, academic programs, athletics and student activities, the Center will be the starting point for campus tours and housing tours. Structured presentations, interactive displays and promotional materials will be used to help prospective students envision their future within the Lamar University community. To ensure a holistic design for the south campus, Lamar intends to combine the Welcome Center renovation with conceptual design of the new south campus entrance and selected implementation of new site features. Program verification and a visioning session are complete and Schematic Design will be complete the last week of March.

## III. Construction Phase

### 7) Police Building Repair and Renovation

Architect: PDG Architects

Est. Cost: \$2,200,000

Contractor: Construction Managers of S.E .Texas

Est. Completion: Aug. 2019

Percent Complete: 5%

In April 2018, a severe weather event tore a large portion of the roof off of the Police Department building in the center of campus. Two of the three rooftop air conditioning units were destroyed, along with ductwork, insulation, lights and ceilings in the front half of the building. Rain infiltrated the building causing significant damage to remaining interior finishes and rendering the building uninhabitable. The building is over 60 years old and the remaining wood roof structure is unsafe and does not meet current building code and insurance requirements. The scope of this project will include replacement of the roof and deck to meet modern codes, replacement of mechanical, electrical, plumbing and fire alarm systems and a new interior layout. The renovated building will be for the exclusive use of the Lamar University Police Department and will accommodate an updated dispatch area and a secure evidence room, which did not previously exist. The Lamar University post office, which was sharing the building before the storm, will be permanently relocated to another location. Construction Documents were complete in November, 2018, a Request for Proposals for construction services was posted in December and a contract was awarded in February, 2019. Construction began in early March.



8) Vincent Beck New Turf

Architect: BRW Architects  
Contractor: Hellas  
Percent Complete: 99%

Est. Cost: \$1,500,000  
Est. Completion: March 2019

The existing artificial turf on the infield of Vincent Beck Field reached the end of its lifespan in 2018. This project scope entails replacement of the artificial turf on the infield and the natural turf in the outfield with a new artificial turf and drainage system. A new shot put ring at the Ty Tyrell track was also constructed. The project was scheduled to be substantially complete on January 16, 2019, however several rain delays pushed the schedule out significantly and the University added modifications to the dugouts late in the project, which also extended the original schedule. The contractor is working around the team schedule to complete punch list items.

**IV. Completed Projects**

9) New Science & Technology Building

Architect: M. Arthur Gensler Jr. and Associates  
Contractor: Vaughn Construction  
Percent Complete: 99%

Est. Cost: \$60,000,000  
Est. Completion: February 2019

Lamar University received Tuition Revenue Bond authorization from the Texas Legislature in the spring of 2015 to plan, design, and construct a new Science & Technology building, the first academic building to be constructed on Lamar's campus in several decades. The new facility will allow Lamar University to better serve student and faculty across all science disciplines and form strategic partnerships for various research initiatives. The building includes multiple upper level biology instructional labs, interdisciplinary flexible research labs, an innovation space to build and prototype special projects focused on energy, sustainability, medical devices and global health at the undergraduate level, a multipurpose space, faculty offices, a senior leadership suite with lab and building support spaces, and an exterior greenhouse. It is located on a highly visible, prominent site on the south end of campus. As a platform for research creativity, this new facility will embody a new paradigm for interaction, instruction, and research at Lamar University. The building was mostly complete in late November but there were significant components of the MEP systems that were not fully complete, which pushed back substantial completion of the project to February. The air balancing and commissioning process revealed some ductwork modifications were needed, and this work is scheduled to be complete in April. Final commissioning of building systems will continue into April. The Grand Opening is scheduled for April 3, 2019.

10) Classroom, Office and General Building Upgrades 2017

Engineer: Dabhi Engineers	Cost:	\$1,700,000
Contractor: Gulf Coast Electric	Completion:	Dec. 2018
Percent Complete: 100%		

The project scope entailed upgrades to common area lighting in eight academic buildings. Of the areas affected, approximately 70% of the existing fixtures were refitted with high efficiency LED lamps, while the remaining 30% of older inefficient fluorescent or incandescent fixtures were completely replaced with new LED fixtures. The areas affected in each building included classrooms, labs, conference rooms, restrooms and other common areas. Due to funding limitations, the scope did not entail lighting upgrades in private offices. The contractor made an error in a light fixture order resulting in several delays, but the project was completed in December 2018. Total final costs are being compiled and the project is in the close-out phase with the intent of submitting the final report for the August 2019 Board Meeting.

11) Cardinal Village Summer 2018 Renovations

Architect: PDG Architects	Cost:	\$3,200,000
Contractor: Southeast Texas Drywall	Completion:	August 2018
Percent Complete: 100%		

Lamar elected to escalate one year of the Capital Improvement Plan by undertaking renovations of interior finish and exterior corridors in the summer of 2018 to the remaining two residence halls, Campbell and Monroe Halls. The scope was similar to the renovations undertaken over the previous two summers. Construction began on May 15, 2018. Work progressed ahead of schedule on Monroe Hall and the upgrades to that complex were complete on July 6, 2018. During renovations to Campbell Hall, termite infestation and significant structural damage from water infiltration was discovered in Building 28. The renovation of all other areas of Campbell Hall were completed in early August. The damage in Building 28 is too significant to allow occupancy until all deficiencies are remediated. The remediation work at Building 28 is being handled as a separate smaller project. Total final costs for the summer project are being compiled and the project is in the close-out phase with the intent of submitting the final report for the August 2019 Board Meeting.

12) Renovation of Setzer Student Center

Architect: Kirksey Architecture	Cost:	\$29,944,948
Contractor: Skanska USA Building, Inc.	Completion:	March 2018
Percent Complete: 100%		

Substantial completion for the majority of the project was achieved on March 8, 2018, and the remaining items were substantially complete on March 28, 2018. All of the items cited on the Texas Accessibility Standards inspection report have been corrected. All punch list items are complete, however, an issue with the catering kitchen HVAC system developed in late summer and the required ductwork modifications were completed in December 2018. Final testing, adjusting and

balancing and final commissioning is complete. Total final costs are being compiled and the project is in the close-out phase with the intent of submitting the final report for the August 2019 Board Meeting.

## V. Final Reports

### 13) Unit Operations Lab Renovation

Architect: VLK Architects	Cost: \$1,800,000
Contractor: SETEX Construction Corp.	Completion: Jan.2018
Percent Complete: 100%	

This project entailed the renovation of approximately 3,200 square feet of laboratory space in the Lucas Engineering Building for the Department of Chemical Engineering's Unit Operations Lab. The Final Report is included with the material for this Board Meeting.

### 14) Mary & John Gray Library Renovation/Starbucks

Architect: PDG Architects	Cost: \$965,000
Contractor: SETEX Construction Corp./Chartwells	Completion: Feb.2018
Percent Complete: 100%	

The lobby renovation is complete, and all punch-list items are complete. The project was inspected by a Registered Accessibility Specialist and no items were cited on the report. The Final Report is included with the material for this Board Meeting.

**Sam Houston State University  
Summary  
(as of March 20, 2019)**

**I. Project Planning & Programming**

1) Allied Health Sciences Building

Programmer: Facilities Programming & Consulting                      Est. Cost: \$70,000,000

Programmatic investment in allied health fields of study will continue to accelerate for the University. The Nursing and Health Promotions programs, which are already at capacity, will need to expand to meet growing demand for training in these fields. Additional programs include Master of Occupational Therapy, Sports Medicine, expansion of Kinesiology, Physician Assistant and Master of Public Health. These and other health related programs will require additional teaching, laboratory, research and professional office space. This project is on the Capital Improvements Program and will be initiated pending authorization of the issuance of Tuition Revenue Bonds.

2) Innovation Plaza – Hotel/Conference and Training Center

Programmer: N/A    Est. Cost:                      TBD

TSUS/SHSU has selected a firm and have begun negotiations with the P3 partner for development of the Innovation Plaza.

3) Newton Gresham Library – 2<sup>nd</sup> floor Remodel

Programmer: Facilities Programming and Consulting                      Est. Cost: \$15,000,000

Programming is complete for this project to consolidate various student services (Academic Success) groups to the 2<sup>nd</sup> level of the library. Phasing will be required to coordinate associated work on multiple levels. Procurement of design and construction management-at-risk services is in progress. Schematic design will commence in April 2019.

4) North Residential Life Hall

Programmer: Facilities Programming and Consulting                      Est. Cost: \$70,000,000

Programming is complete on Phase 2 of the North Residential District for the additional beds needed per the 2012 Master Plan Update. This project consists of a new residence hall on the north side of the main campus with 640 beds in both single and shared units. The 500-space parking structure project has been removed from this project's scope. The University has decided to postpone procurement of design and construction management-at-risk services until the fall of 2019. Accordingly, Facilities Programming and Consulting has completed an updated estimate that accounts for a spring 2021 construction start date.

5) North Residential Life Hall Parking Structure

Programmer: Facilities Programming and Consulting      Est. Cost: \$12,000,000

Programming is complete for this 500-car parking structure project. This project is no longer part of the North Residential Life Hall. Procurement of design and Construction Management-at-Risk services are anticipated in the fall of 2019.

6) Ron Mafrige Field House Renovation

Programmer: Facilities Programming & Consulting      Est. Cost: \$15,000,000

Ron Mafrige Field House houses a majority of SHSU Athletics offices as well as locker rooms for various sports. The facility was completed and occupied in 1986 and serves as the main recruiting center for the SHSU Athletics department. The building's infrastructure (i.e. HVAC, electrical service, etc.) has exceeded its expected life and requires replacement. Spatial repurposing for the growing athletics programs as well as new lockers will be addressed as part of this project. Finally, the project will remediate several long-standing water infiltration issues. Programming efforts began on December 13, 2018 and will be complete in May 2019.

**II. Design and Construction Document Phase**

7) Coliseum Parking Structure

Design-Build Contractor: Flintco, LLC      Est. Cost:      \$12,000,000  
Design Stage: Design Development      Est. Completion: June 3, 2020

This 551-car parking structure, to be located adjacent to the Bernard Johnson Coliseum, will address ADA issues at the Coliseum and alleviate parking congestion on the south side of campus. Flintco, LLC, teamed with Page Southerland Page, was selected as the Design-Build Contractor for the project, and schematic design commenced in late December 2018. The project is being submitted to the May 2019 Board meeting for Board approval.

**III. Construction Phase**

8) Art Complex and Associated Infrastructure

Architect: Kirksey / Gund Partnership      Est. Cost:      \$37,000,000  
Contractor: Manhattan      Est. Completion: July 19, 2019  
Percent Complete: 60%

Relocating the Arts Complex to the eastern side of the campus will create a strong arts program and accommodate future growth. This 71,000 gross square foot building will provide studios and instructional space, academic support through galleries, multipurpose rooms and faculty offices. Construction began on April 1, 2018 with completion scheduled for July 2019.

9) College of Osteopathic Medicine

Architect: Page Southerland Page                      Est. Cost:                      \$65,000,000  
Contractor: J.T. Vaughn Construction, LLC              Est. Completion: Dec. 31, 2019  
Percent Complete: 23%

This 107,000 gross square foot building is being constructed at a satellite campus in Conroe, Texas, on the former site of Camp Strake Boy Scout Camp. The facility will house academic, research and administration activities for the College as well as a Gross Anatomy Lab, learning communities and large teaching/gathering spaces. Construction began on September 26, 2018 and is progressing with level four of the structure recently placed. Buyout of final construction trades is nearing completion and the project is on schedule.

10) Lowman Student Center Phase 2 Renovation

Architect: EYP, Inc.    Est. Cost:                      \$14,350,000  
Contractor: J.T. Vaughn Construction, LLC              Est. Completion:    May 20, 2020  
Percent Complete: 1%

This 60,000 gross square foot renovation of the Lowman Student Center is a companion project to the recently completed Lowman Student Center Addition. The project encompasses most of the existing student center and will update the facility and unify the building with the addition. The project was approved in the November 2018 Board Meeting and construction commenced on March 11, 2019.

**IV. Completed Projects**

11) Biology Laboratory Building

Architect: HDR Architects with Team Hoke              Cost:                      \$65,000,000  
Contractor: J.T. Vaughn Construction                      Completion:              Sep. 13, 2018

The completed project, funded by a Tuition Revenue Bond, includes laboratories with instructional, research and administrative areas for the Department of Biological Sciences. The building contains approximately 97,050 gross square feet. Construction began on June 13, 2016 and substantial completion of the building was achieved on May 23, 2018. Substantial completion of the Rain Garden and associated site was achieved on August 22, 2018 and the DNA Lab was accepted on September 13, 2018.

12) East Central Plant Expansion

Architect: Kirksey / Gund Partnership                      Cost:                      \$8,400,000  
Contractor: Manhattan Construction Company              Completion:              Dec. 31, 2018

This project is part of the Art Complex and Associated Infrastructure project but executed separately to facilitate the timely delivery of both projects. It expands the capacity of the East Central Plant by 1,800 Tons to support the Art Complex, the

Biology Building and future growth. Additionally, the project extends campus chilled water and electrical distribution systems. Substantial Completion was achieved on December 31, 2018.

13) Fred Pirkle Engineering Technology Center

Architect: The Lawrence Group Architects                      Cost:                      \$22,000,000  
Contractor: The Whiting-Turner Contracting Co.              Completion:              Nov. 16, 2016

This 53,000 gross square foot facility provides an emphasis on specialized instructional capabilities for a mix of engineering technology labs (e.g., prototype production/innovation, electrical, environmental design/sustainability, “solar” outdoor terrace) and agricultural science instruction labs (e.g., wildlife/physiology, animal science research). Distributed gathering spaces with exhibits from the works of Fred Pirkle and a showcasing of the technologies being taught in the facility have been interwoven throughout the facility. Construction is 100% complete. Resolution of a latent defect related to moisture intrusion at the courtyard delayed the release of final retainage. Currently the final closeout documentation and report are being assembled to complete close out.

14) Lowman Student Center Addition

Architect: EYP, Inc.    Cost:                      \$44,400,000  
Contractor: J.T. Vaughn Construction, LLC                      Completion:              Dec. 31, 2018

Programming began on June 22, 2012 to expand and selectively renovate the Lowman Student Center to provide additional space for the services and activities that support student life. The addition is located on the former Smith-Kirkley Hall site. Construction began on April 4, 2017. Substantial completion of the building occurred as scheduled on November 27, 2018, but unusually heavy rain events in the fall of 2018 pushed completion of site hardscape and landscape to the end of December 2018.

**V. Final Reports**

15) Bowers Boulevard Utilities & Town Creek Drainage

Architect: Gessner Engineering    Cost:                      \$4,359,137  
Contractor: SpawGlass Construction                                      Completion:              July 19, 2018

The project known as the Bowers Boulevard Utilities and Town Creek Drainage involved the upgrading of multiple storm sewer lines which interface with the recently completed City of Huntsville Town Creek drainage project to improve the overall flow of storm water runoff on the south side of the campus. Substantial Completion was achieved on July 19, 2018. The final report is included with the materials for this Board Meeting.

**Sul Ross State University  
Summary  
(as of March 20, 2019)**

**I. Project Planning & Programming**

1) Museum of the Big Bend Annex

Consultant: Page, Southerland, Page                      Est. Cost:              \$8,000,000

Page Southerland Page completed the conceptual design. Contract terms include two additional fundraising meetings to be scheduled at a later date. The annex will be located on the main campus, directly behind the current museum and includes space for three exhibit areas to feature the Yana and Marty Davis Map Collection, Tom Lea Regional Southwestern Art, and an Archaeology Gallery that will feature the Livermore Cache in collaboration with findings from the Center for Big Bend Studies. Also included in the annex will be additional secure collection storage and facilities to expand the adult and children’s educational programs.

2) Academic Building – Sul Ross State University-Eagle Pass

Programmer: TBD    Est. Cost:              \$20,000,000

A proposed academic building at the Eagle Pass campus will establish pre-engineering, pre-law and nursing education to serve a nine-county area. The new state-of-the-art facility includes classrooms, laboratories, specialized equipment, and a replicated hospital setting. This estimated \$20 Million project will be initiated in FY2020, pending authorization of the issuance of Tuition Revenue Bonds.

3) Fine Arts Facility Expansion – Sul Ross State University

Programmer: TBD    Est. Cost:              \$25,600,000

The expansion of the Fine Arts Facility is part of the campus master plan and will address inadequate existing facilities. New state-of-the-art music, art and theatre facilities with state-of-the-art technologies will help satisfy existing needs, enhance student recruitment, and provide economic and cultural development in the region. This estimated \$25.6 Million project will be initiated in FY2020, pending authorization of the issuance of Tuition Revenue Bonds.



## II. Design and Construction Document Phase

### 4) Campus Access (Phase II)

Architect: Line and Space

Est. Cost: \$2,101,000

Contractor: TBD

Est. Completion: TBD

Design Stage: Schematic Design

As envisioned in the 2011 Master Plan, the Campus Access Project will be completed in three phases. The Campus Access II project addresses a walkway and seating area north of the Fine Arts Building to complete the pathway from Phase I, a centennial plaza gathering space in front of the Morelock Academic Building, enhancements to the circular drive in front of the Briscoe Administration Building, and landscaping improvements in front of the Fine Arts Building.

### 5) Campus Access (Phase III)

Architect: Line and Space

Est. Cost: \$2,500,000

Contractor: TBD

Est. Completion: TBD

Design Stage: Schematic Design

As envisioned in the 2011 Master Plan, the Campus Access Project will be completed in three phases. The Campus Access III project will enhance connectivity from the southeast end of campus to the main campus utilizing landscaping, pedestrian paths/walkways, incorporating way finding, student gathering sites, and a walking/jogging trail.

### 6) University Visitor Center

Architect: Vandergriff Group (IDIQ)

Est. Cost: \$2,900,000

Contractor: TBD

Est. Completion: TBD

Design Stage: Schematic Design

As envisioned in the 2011 Master Plan, the new University Visitor Center will provide campus visitors and prospective students an easy-to-find gathering place for campus tours, University information, and a variety of helpful resources when arriving on campus. The proposed site for the building has been relocated to the southeast corner of Lawrence Hall for better visibility, additional parking, and a closer relationship with the existing Gallegos Center. Vandergriff Group made a presentation to the President's Executive Cabinet of the proposed 4,838 square foot facility. Preliminary cost estimating from Riddle & Goodnight, Inc., indicates a construction budget of \$2.7 Million based on the schematic drawing package. Cost savings measures are currently being reviewed.

### III. Construction Phase

#### 7) Campus Access (Phase I)

Architect: ARTchitecture (IDIQ)	Est. Cost:	\$1,400,000
Contractor: Pride General Contractors	Est. Completion:	July 2019
Percent Complete: 85%		

As envisioned in the 2011 Master Plan, the Campus Access Project will be completed in three phases. The Campus Access I project connects academic and residential life utilizing landscaping, pedestrian paths/walkways, vehicular traffic surfaces incorporating way finding, and student gathering sites. This project also includes the North Quadrangle Improvements and the inclusion of the Big Bend Law Enforcement Memorial monument. A summary document has been prepared outlining the remaining tasks for completion of the project and items requiring repairs or replacement associated with observed structural cracking in the retaining walls.

#### 8) Texas Native Seed Research Center (Phase I)

Architect: Vandergriff Group (IDIQ)	Est. Cost:	\$399,979
Contractor: Alpha Building Corporation	Est. Completion:	Spring 2019
Percent Complete: 95%		

As envisioned in the 2011 Master Plan, the Texas Native Seed Research Center is Phase I of the Borderlands Research Institute (BRI). The center is under construction on the proposed BRI site and will be an integral part of the education, research, and outreach mission of the University. Specifically, the center will provide opportunities for students to play an active role in the propagation and restoration of rangelands on private and public lands in west Texas. This project will be completed in three phases. Phase One consists of a new 1,433 greenhouse, an 1,100 square foot shaded work area, and a 400 square foot potting shed. The project is currently 15 months beyond the contractual completion date. Sul Ross State University has worked diligently with the contractor to work towards completion and close-out of the project.

#### IV. Completed Projects

- 9) Jackson Field Turf
- |   |             |           |
|---|-------------|-----------|
| Architect/Contractor: Hellas Construction | Cost:       | \$750,000 |
|   | Completion: | July 2016 |

Jackson Field serves as the university football field and is used by the university and region for football and other purposes. The project includes a new artificial turf surface, new fencing, new goal posts and end zone and mid field logos. The project is 100% complete and we are working on final close-out.

- 10) Motion Capture Lab
- |                                       |             |            |
|---------------------------------------|-------------|------------|
| Architect: PBK Architects, Inc.       | Cost:       | \$400,000  |
| Contractor: Noble General Contractors | Completion: | April 2016 |

This structure is intended as a classroom and laboratory production space to expand curriculum and increase student enrollment for motion capture and video production classes as listed in the CSAT degree plan. Motion Capture, Basic Video Production, Advanced Video Production, Basic Audio Production, Advanced Audio Production, and Acting for Animators will all use this space. The 11-month inspection found that the septic system was damaged during construction. The contractor has agreed to partial payment for a septic tank replacement. The project is 100% complete and we are working on final close-out.

- 11) Recreational Sports Facility
- |   |             |             |
|---|-------------|-------------|
| Architect/Contractor: Hellas Construction | Cost:       | \$1,600,000 |
|   | Completion: | June 2016   |

The facility, which is located within the Jackson Field complex between the Football Field and Track, features an artificial turf field permanently striped and lighted for 7-on-7 flag football, 4-on-4 flag football, kickball, softball, soccer, ultimate Frisbee, and other sports. It also provides a 90-yard football field for varsity practice. Students and the Board of Regents approved Recreational Fee and Athletic Fee increases to fund the project. The project is 100% complete and we are working on final close-out.

#### V. Final Reports

N/A

**TSUS  
Summary  
(as of March 20, 2019)**

**I. Project Planning & Programming**

N/A

**II. Design and Construction Document Phase**

N/A

**III. Construction Phase**

N/A

**IV. Completed Projects**

1) O. Henry Hall Renovations

Architect: The Lawrence Group Architects  
of Austin, Inc.

Contractor: Flynn Construction, Inc.

Cost: \$5,900,000  
Completion: September 2018

Final change requests and payments are being processed and the final report will be issued at the August 2019 Board of Regents Meeting.

**V. Final Reports**

N/A

**Texas State University  
Summary  
(as of March 20, 2019)**

**I. Project Planning & Programming**

1) Infrastructure Research Laboratory (formerly Ingram School of Engineering Structures Testing Laboratory)

Programmer: Facility Programming and Consulting      Est. Cost: \$12,000,000

The Infrastructure Research Laboratory is on the Capital Improvements Program. This project will support the new Bachelor of Science in Civil Engineering degree program in the College of Science and Engineering. The Total Project Cost is \$12 Million; however, the project is currently on hold pending a re-evaluation of the program by the Ingram School of Engineering and Facilities.

2) Music Building

Programmer: Facility Programming and Consulting      Est. Cost: \$139,000,000

Plans are proceeding for a new Music Building to be constructed near the Performing Arts Center in order to address the pressing needs of the School of Music. The new building will include classrooms, offices, and rehearsal spaces. The original 2010 project size was 129,582 gross square feet, and the total project cost was \$79 Million. However, adjusting the 2010 total project cost for inflation to the year 2022 yields a new total project cost of \$139 million. The architectural space program is currently being updated by the School of Music and Facilities in order to possibly reduce the cost.

3) Round Rock Health Professions 2 (Esperanza Hall, also known as HP Classroom)

Programmer: Facility Programming and Consulting      Est. Cost: \$75,000,000

The revised program for Esperanza Hall, a proposed Health Professions building, is underway and the final program is due May 2019. This will be the fourth academic building on the Round Rock Campus and includes classrooms, labs, and offices to support four departments in the College of Health Professions, the Advising Center, and the Dean's Office. The original program document served to guide Texas State in preparing the Tuition Revenue Bond funding request for the 86<sup>th</sup> Texas Legislature. This project is on the Capital Improvements Program and will be initiated pending Tuition Revenue Bond funding. The current estimated total project cost is \$75 million.

4) Round Rock Student Apartment Project

Programmer: N/A

Est. Cost: TBD

Texas State issued documents for a solicitation through System Administration for a public private partnership to develop a Student Apartment Project in Round Rock. System Administration and University staff held one meeting with the prospective developer to discuss their proposal. This project has been cancelled.

5) STEM Academic Building (also known as Hilltop Academic Building)

Programmer: Facility Programming and Consulting

Est. Cost: \$125,000,000

The Science, Technology, Engineering, Math (STEM) Building, with a total project cost of \$125 Million, was submitted to the 86<sup>th</sup> Texas Legislature for Tuition Revenue Bond funding. The College of Science and Engineering has been the largest college in the university for three consecutive years, and current data indicates that it will remain the largest in the foreseeable future. The 200,000 gross square feet building will be located on the San Marcos Campus, will house the Departments of Mathematics, Computer Science, and Criminal Justice; and will provide teaching space for several other academic disciplines. This project is on the Capital Improvements Program and will be initiated pending Tuition Revenue Bond funding. The architectural space program is under review by the planned occupants and Facilities.

6) University Police Department

Programmer: Facility Programming and Consulting

Est. Cost: TBD

The University Police Department architectural space programming effort is underway by Facilities Programming to evaluate the needs of the University Police Department. Options for a site location will be a part of the program.

## II. Design and Construction Document Phase

7) Albert B. Alkek Library 7<sup>th</sup> Floor Wittliff Collections Expansion

Architect: McKinney York Architects

Est. Cost: \$4,700,000

Contractor: JE Dunn

Est. Completion: Spring 2020

Design Stage: Construction Documents

McKinney York Architects leads the design team and JE Dunn is the Construction Manager-at-Risk for the Albert B. Alkek Library Seventh Floor Wittliff Collections Expansion project. The \$4.7 Million project was approved by the Board in November 2018. The guaranteed maximum price proposal was approved March 2019 and the construction phase will begin in May 2019.

8) DHRL Hilltop Complex

Architect: BGK Architects	Est. Cost: \$96,700,000
Contractor: Vaughn Construction, LLC	Est. Completion: TBD
Design Stage: Design Development	

The design for the Hilltop Housing Complex is underway. The demolition of Hornsby and Burleson Halls on the Hilltop area of the San Marcos Campus is complete. The current total project cost is \$96.7 Million based on 836 beds. Barnes Gromatzky Kosarek Architects is the Architect/Engineer, and Vaughn Construction is the Construction Manager-at-Risk. The project is being submitted to the May 2019 Board meeting for Board approval. The timeline for construction will be based on freshman enrollment growth. In the meantime, Texas State will solicit proposals for a public-private partnership student housing project to be run as a traditional residence hall to meet its current bed needs.

9) Jowers Center Renovation

Architect: Lym Miller Architects	Est. Cost: \$3,500,000
Contractor: TBD	Est. Completion: July 2020
Design Stage: Design Development	

Jowers Center Renovation. The Department of Athletics recently relocated its offices and other functions from Jowers Center to the University Events Center. The vacated space in Jowers Center is needed for academic programs in the Department of Health and Human Performance and the Department of Theatre and Dance. Renovated space will be used for faculty offices, classrooms, and laboratory/research space. The 13,561 gross square feet project has a total project cost of \$3.5 Million. Design was completed by Lym Miller Architecture and construction documents for bid will be completed in April 2019. A contractor will be selected in May 2019. Texas State has received delegated authority from the Chancellor for this renovation.

10) Roy F. Mitte Space Reconfigurations

Architect: Brown Reynolds Watford Architects	Est. Cost: \$6,000,000
Contractor: Hill & Wilkinson	Est. Completion: Summer 2020
Design Stage: Design Development	

The Roy F. Mitte Building Space Reconfigurations project, with a total project cost of \$6 Million, will repurpose vacated spaces now that selected programs relocated to the Gloria and Bruce Ingram Hall. Design is complete and the project is being submitted to the May 2019 Board meeting for Board approval. Construction will begin in summer 2019 and substantial completion is targeted for fall 2020. The design team is led by Brown Reynolds Watford Architects, and the Construction Manager-at-Risk is Hill-Wilkinson Contractors.

### III. Construction Phase

#### 11) Campus Recreation Sports Fields

Architect: Sink Combs Dethlefs Architects                      Est. Cost:                \$7,400,000  
Contractor: TBD    Est. Completion: Spring 2020  
Percent Complete: 0%

Perkins Will (Sink Combs Dethlefs) Architects of Denver, Colorado, finalized the construction documents for a new multi-use Campus Recreation Sports Fields Complex, and Texas State posted the project for competitive bids in January 2019. Bids were received in March and the construction phase will begin in April 2019 with completion by spring 2020.

#### 12) Albert B. Alkek Library Learning Commons – Phase One

Architect: Brown Reynolds Watford Architects                      Est. Cost:                \$8,300,000  
Contractor: JE Dunn Construction                                      Est. Completion: Feb. 2020  
Percent Complete: 21%

The Albert B. Alkek Library Learning Commons has a total project cost of \$8.3 Million for phase one. The scope of work includes the repurposing of space to create a learning commons on the second floor and portions of the first, third, and fourth floors. Brown Reynolds Watford Architects leads the design team, and JE Dunn Construction is the Construction Manager-at-Risk. Construction is underway with selective demolition and remodeling. The design also includes a relocation of the service desk and a Starbucks coffee shop. A 6-foot x 80-foot, 3-panel mural by legendary Texas artist Buck Winn is being framed by a preservationist for installation on the main level. The Learning Commons project is in its early stages of construction and is scheduled to be completed in January 2020.

#### 13) DHRL Blanco Hall Renovations

Architect: Pfluger Architects    Est. Cost:                \$29,600,000  
Contractor: SpawGlass Construction Corp.                              Est. Completion: Aug. 2019  
Percent Complete: 82%

Blanco Residence Hall Renovations project, with a total project cost of \$29.6 Million, includes installing new air handling units, new pumps, and new fan coil units; cleaning the existing air ducts in the lobby; refurbishing select air handling units; replacing plumbing in the vertical chases, domestic water piping, sewer piping, and water closets; relocating electrical distribution panels; making significant cosmetic improvements throughout the building; and installing new light fixtures in the corridors, bedrooms, bathrooms, and portions of the lobby. Pfluger Associates is the Architect/Engineer, and SpawGlass is the Construction Manager-at-Risk. Substantial completion is scheduled for summer 2019.



14) Elliott Hall Repurposing

Architect: LPA Architects Est. Cost: \$6,650,000  
Contractor: Hill & Wilkinson Est. Completion: Spring 2020  
Percent Complete: 1%

Elliott Hall, with a total size of 37,293 gross square feet and a total project cost of \$6.65 Million, commenced construction in March 2019. LPA, Inc., is the Architect/Engineer and Hill Wilkinson General Contractors is the Construction Manager-at-Risk. Substantial completion scheduled for spring 2020.

15) Encino Hall Space Reconfigurations (formerly Health Professions Building)

Architect: Atkins North America Est. Cost: \$2,200,000  
Contractor: Vaughn Construction, LLC Est. Completion: Oct. 2019  
Percent Complete: 62%

The project cost for Encino Hall Space Reconfigurations is \$2.8 Million for which Texas State has received delegated authority from the Chancellor. Construction began in summer 2018. Atkins Architects is Architect/Engineer, and Vaughn Construction is the contractor. Construction is 62 percent complete and substantial completion is scheduled for October 2019.

16) Family and Consumer Sciences Vivarium Research Facility

Architect: Perkins + Will Est. Cost: \$3,867,000  
Contractor: Vaughn Construction, LLC Est. Completion: Spring 2020  
Percent Complete: 1%

The total project cost for the Family and Consumer Sciences Vivarium Research Facility is \$3.86 Million. This facility will house small live animals and support research in the areas of nutrition, cancer, and psychology (neuroscience). This facility will meet certification requirements and comply with all standards delineated in *The Guide for the Care and Use of Laboratory Animals (Eighth Edition)*. Perkins + Will is the Architect/Engineer and Vaughn Construction is the Construction Manager-at-Risk. Construction is 1% complete. The anticipated completion date is spring 2020.

17) Hines Academic Center Structural Improvements

Engineer: JQ Engineering and WJE Engineers Est. Cost: \$1,200,000  
Contractor: TBD Est. Completion: Spring 2020  
Percent Complete: 1%

The Hines Academic Center Structural Improvements Project was reduced in scope after extensive testing. The work involves rebuilding portions of the exterior façade of two sides of the building and making associated water intrusion repairs. The total project cost is now estimated to be under \$1 Million; construction documents are complete, and the cost proposal will be received in April 2019.

18) LBJ Student Center Expansion

Architect: Atkins North America Est. Cost: \$31,200,000  
Contractor: Vaughn Construction, LLC Est. Completion: Jan. 2020  
Percent Complete: 39%

The LBJ Student Center Expansion project, with a total project cost of \$31.2 Million, commenced construction in 2018. Finishes are being finalized on Level 3 and concrete is being poured at the Level 2 entry and Level 3 ballroom. Although some parts of the project will be completed in 2019, substantial completion is slated for early 2020. Atkins Architects is the Architect/Engineer and Vaughn Construction is the Construction Manager-at-Risk.

**IV. Completed Projects**

19) Gloria and Bruce Ingram Hall (formerly Engineering and Science Building)

Architect: Treanor Architects/Alamo Architects Cost: \$120,000,000  
Contractor: SpawGlass Contractors, Inc. Completion: Dec. 2018  
Percent Complete: 100%

The Gloria and Bruce Ingram Hall, is 166,851 gross square feet with a total project cost of \$120 Million. Partial occupancy began in July 2018 to accommodate classes for fall 2018. Substantial completion was reached in December 2018 followed by occupancy of the rest of the building. Construction is complete and the Final Report is underway. Texas State is working with System Administration and Architect/Engineer to resolve additional costs incurred as a result of required structural remedial efforts.

20) University Events Center Expansion

Architect: Sink Combs Dethlefs Cost: \$62,500,000  
Contractor: Turner Construction Company Completion: Oct. 2018  
Percent Complete: 100%

The University Events Center project, with a total project cost of \$62.5 Million and an expansion of 81,282 gross square feet, transformed Strahan Coliseum into the University Events Center, including additional seating in Strahan Arena. This has resulted in more space for commencement ceremonies and athletic events. The project also included a new chilled water plant, a new loading dock with access to the lower court level, a new multi-purpose suite, and more locker rooms offices for athletic teams. Substantial completion was reached in October 2018. The Final Report is underway.

21) Willow Hall (formerly Round Rock - Health Professions Building 1)

Architect: Barnes Gromatzky Kosarek	Cost: \$67,500,000
Contractor: The Beck Group	Completion: May 2018
Percent Complete: 100%	

Willow Hall on the Round Rock Campus, with a total project cost of \$67.5 Million and a total size of 107,708 gross square feet, is complete. The final report will be submitted for approval at the August 2019 Board Meeting.

**V. Final Reports**

N/A

**FINAL REPORT FOR**  
*Mary & John Gray Library Renovation/Starbucks*  
*Lamar University, Beaumont, TX*

**PROJECT DESCRIPTION:**

*The project entailed the renovation of the lobby of the Mary and John Gray Library, and included a shell space for a Starbucks cafe. Approximately 3750 sf of space was renovated. The Architect of Record was PDG Architects and the General Contractor was Setex Construction. The substantial Completion date was April 24, 2018. The final acceptance/punch list completion date was January 15, 2019. The Starbucks cafe was designed and built by separate consultants for Chartwells/Compass Group.*

**FINANCIAL INFORMATION:**

Project Line	Approved BOR Budget	Commitments	Adjustments	Change Orders	Final Amount
Construction Cost Limitation		\$ 776,000		\$ 101,915	\$ 877,915
Demolition		\$ -		\$ -	\$ -
Contingency				\$ -	\$ -
Architect/Engineering		\$ 90,000		\$ -	\$ 90,000
Owner Services				\$ -	\$ -
Other		\$ 4,609		\$ -	\$ 4,609
<b>Total</b>	<b>\$ -</b>	<b>\$ 870,609</b>	<b>\$ -</b>	<b>\$ 101,915</b>	<b>\$ 972,524</b>

**LIQUIDATED DAMAGES/SETTLEMENTS:**

None

**CHANGE ORDERS:**

No.	Description	Amount	Time Adjustment
1	Value Engineer ceiling tile and grid system.	\$ (6,386.16)	0
2	Additional Concrete removal for new sewer line.	\$ 5,049.15	0
3	Additional 6" sewer line run to alternate sewer manhole.	\$ 12,720.40	0
4	not used.	\$ -	0
5	Survey of elevation conflicts for 6" sewer line grade.	\$ 986.56	0
6	3M Tattle tape gates for Library Entrance	\$ 30,142.53	0

7	Change white ceiling band to black to match existing ceiling and repair damaged drywall.	\$ 1,261.26	0
8	Remove crooked purlins and replace with HSS sections to align opening for new skylights.	\$ 47,639.08	0
9	Furnish and install landlord required hot water heater for future starbucks café.	\$ 10,502.66	0
10			0
11			0
12			0
<b>Total</b>		<b>\$ 101,915.48</b>	<b>0</b>

**HUB PARTICIPATION:**

Percent: 8%

Amount: \$156,757.00

**SCHEDULE INFORMATION:**

Project Time Line		Comments/Notes for Project Time Line:
Construction Commencement Date	5/15/2017	
Original Duration (days)	152	
Change Order Adjustments	0	
Liquidated Damage Adjustments (days)	0	
Contract Completion Date	10/15/2017	
Actual Completion Date	4/24/2018	
Difference Between Contract	-191	

**BUILDING PERFORMANCE/SUSTAINABILITY EVALUATION OR GENERAL COMMENTS:**

Not Applicable

**ARCHITECT/ENGINEER EVALUATION:**

PDG Architects performed services on time and in budget.

**CONTRACTOR EVALUATION:**

Setex Construction worked diligently through the schedule to completed work on time. Delays were due to electrical tie-in issues between electrical panels and switches along with a very late delivery of skylights.

**APPROVAL BY ALL AUTHORITIES HAVING JURISDICTION:**

The project was inspected for compliance with Texas Accessibility Standards by a Registered Accessibility Specialist. There was one violation cited on the inspection report and it has been corrected. The City of Beaumont fire marshal's office witnessed life safety testing and performed a final inspection of the project prior to occupancy.

This report is submitted by the Director of Capital Projects Administration and was prepared based on information and evaluations supplied by the component.

**FINAL REPORT FOR**  
*Unit Operations Lab Renovation*  
*Lamar University, Beaumont, TX*

**PROJECT DESCRIPTION:**

*The project entailed the renovation and conversion of old lab space in the Lucas Engineering Building to a new Unit Operations Lab for the Department of Chemical Engineering. The renovation was approximately 3500 SF. The Architect of Record was VLK Architects, Houston, and the General Contractor was Setex Construction, Beaumont, TX. The Substantial Completion date was January 15, 2018. The final acceptance/punch list completion date was September 1, 2018.*

**FINANCIAL INFORMATION:**

Project Line	Approved BOR Budget	Commitments	Adjustments	Change Orders	Final Amount
Construction Cost Limitation	\$ 1,165,000	\$ 1,046,000	\$ 54	\$ 175,564	\$ 1,221,618
Demolition	\$ 30,000	\$ -		\$ -	\$ -
Contingency	\$ 189,000			\$ -	\$ -
Architect/Engineering	\$ 90,000	\$ 84,000	\$ 5,168	\$ -	\$ 89,168
Owner Services	\$ 25,000	\$ 9,265		\$ -	\$ 9,265
Other	\$ 301,000	\$ 15,392		\$ -	\$ 15,392
<b>Total</b>	<b>\$ 1,800,000</b>	<b>\$ 1,154,656</b>	<b>\$ 5,222</b>	<b>\$ 175,564</b>	<b>\$ 1,335,442</b>

**LIQUIDATED DAMAGES/SETTLEMENTS:**

None

**CHANGE ORDERS:**

No.	Description	Amount	Time Adjustment
1	Remove original unknown gas line.	\$ 4,500.00	0
2	15' x 8' concrete pad added in front of 4160 high voltage piping	\$ 900.00	0
3	Replace Building fire alarm Panel from Simplex to non proprietary system	\$ 30,120.55	0
4	Remove 9 penetrations trough roof deck from previous construction and make good.	\$ 5,430.00	0
5	Supply additional steel to support storefront system.	\$ 10,147.50	0
6	Install new 8" water meter from City of Beaumont to provide adequate pressure to fire sprinkler system.	\$ 104,994.63	0

7	Install new E20 Bottle filler and add hot water to bathroom sink.	\$ 5,957.72	0
8	Install temporary PEX piping while waiting for City of Beaumont Underground water service approval.	\$ 1,791.65	0
9	Rework controls and reuse LAN system to monitor new HVAC unit per Lamar facilities request.	\$ 4,499.96	0
10	Move existng furniture into new building from Cherry Engineering.	\$ 689.90	0
11	Add steel at existing wall.	\$ 981.05	0
12	Remove and relocate Water Fountain	\$ 5,550.80	0
<b>Total</b>		<b>\$ 175,563.76</b>	<b>0</b>

**HUB PARTICIPATION:**

Percent: 33%

Amount: \$260,189.42

**SCHEDULE INFORMATION:**

Project Time Line		Comments/Notes for Project Time Line:
Construction Commencement Date	5/1/2017	Project was completed on schedule except for water line installation which was delayed by Hurricane Harvey and the City of Beaumont approvals.
Original Duration (days)	240	
Change Order Adjustments	0	
Liquidated Damage Adjustments (days)	0	
Contract Completion Date	1/15/2018	
Actual Completion Date	1/15/2018	
Difference Between Contract	0	



**BUILDING PERFORMANCE/SUSTAINABILITY EVALUATION OR GENERAL COMMENTS:**

Not Applicable

**ARCHITECT/ENGINEER EVALUATION:**

VLK Architects performed services on time and in budget.

**CONTRACTOR EVALUATION:**

Setex Construction worked diligently through the schedule and completed work on time. Delays were due to Hurricane Harvey and the Beaumont Water Department approval of a new 8" water meter.

**APPROVAL BY ALL AUTHORITIES HAVING JURISDICTION:**

The project was inspected for compliance with Texas Accessibility Standards by a Registered Accessibility Specialist. There was one violation cited on the inspection report and it has been corrected. The City of Beaumont fire marshal's office witnessed life safety testing and performed a final inspection of the project prior to occupancy with the Lamar University office of Environmental Health & Safety/Risk Management.

This report is submitted by the Director of Capital Projects Administration and was prepared based on information and evaluations supplied by the component.

**FINAL REPORT FOR**  
*Bowers Blvd. Utilities and Town Creek Drainage Improvements*  
*Sam Houston State University*

**PROJECT DESCRIPTION:**

The project scope is a combination of two infrastructure projects: the Bowers Blvd. Utilities project and the Town Creek Drainage Improvements project. The Bowers Blvd. Utilities project included storm drain improvements, sanitary sewer improvements and new chilled water piping in Bowers Blvd. between Avenue I and Bobby K. Marks Drive. The Town Creek Drainage Improvements project included new storm drains to increase storm water conveyance capacity to the City's storm drain system. SpawGlass Civil Construction Corporation was the CSP contractor and Gessner Engineering was the design firm.

**FINANCIAL INFORMATION:**

Project Line	Approved BOR Budget	Commitments	Adjustments	Change Orders	Final Amount
Construction Cost Limitation	\$ 3,907,122.00	\$ 3,265,000.00		\$ 642,122.50	\$ 3,907,122.50
Contingency	\$ -	\$ -	\$ -	\$ -	\$ -
Architect/Engineering	\$ 92,575.00	\$ 100,915.00	\$ (12,670.00)	\$ -	\$ 88,245.00
Owner Services	\$ 359,440.00	\$ 196,079.25	\$ 167,689.67	\$ -	\$ 363,768.92
Other				\$ -	\$ -
<b>Total</b>	<b>\$ 4,359,137.00</b>	<b>\$ 3,561,994.25</b>	<b>\$ 155,019.67</b>	<b>\$ 642,122.50</b>	<b>\$ 4,359,136.42</b>

**LIQUIDATED DAMAGES/SETTLEMENTS:**

The contractor submitted two claims related to concealed conditions and associated schedule delays totaling \$617,976.72. These claims were ultimately settled for \$487,338.06.

**CHANGE ORDERS:**

No.	Description	Amount	Time Adjustment
1	Waterline and Electrical Ductbank Repair	\$ 6,661.52	
2	VOID		
3	Cobb Fendley Utility Locates	\$ 27,924.33	
4	VOID		
5	3' Riser for 4' x 4' MH	\$ 355.35	
6	48" Steel Casing for 36" RCP Under Existing Utilities	\$ 6,062.86	
7	Added 4x4 JB and 36" RCP on Bowers Blvd	\$ 12,636.63	

8	Concrete Slab under HMA for Chilled Water on Bowers Blvd	\$ 14,263.83	
9	Add 3 Sanitary MH's and Waste Water Line	\$ 20,166.00	
10	VOID		
11	VOID		
12	Extend 6" Thermal Lines	\$ 14,328.54	
13	Credit for Bower Blvd. Drainage	\$ (130,239.72)	
14	12 in Sleeve for Unidentified WL	\$ 684.91	
15	Drain 1A - Additional 4x4 JB and 36 in. RCP	\$ 14,403.44	
16	Additional 4x4 JB at Drain 3	\$ 9,103.01	
17	CP 2 Rev - Additional Waste Water Line and MH	\$ 1,873.16	
18	Sanitary Sewer Re-route	\$ 69,635.13	
19	Change 6'x6' JB to 8'x8' JB on Storm Drain 3	\$ 2,536.55	
20	Sanitary Sewer Repair at Bobby K Marks	\$ 3,252.19	
21	RCP Material Haul to Batch Plant	\$ 4,373.71	
22	VOID		
23	Batch Plant Clean Up	\$ 18,255.78	
24	Staking and Layout associated with unforeseen changes	\$ 6,333.47	
25	ASI 18 - Retaining Wall	\$ 45,105.66	
26	Tree Removal	\$ (700.00)	

27	Change 4' x 4' JB to 6'x6' JB on Storm Drain 3 - CPGC 04	\$ 2,915.05	
28	CSS Behind Retaining Wall	\$ 6,852.04	
29	Claim Resolution with Credits	\$ 487,338.06	87
30	Correction for CP 18	\$ (2,000.00)	
31	Added \$1.00 to PO in Banner - keep from closing	\$ 1.00	
<b>Total</b>		<b>\$ 642,122.50</b>	<b>87</b>

**HUB PARTICIPATION:**

Percent:

Amount:

**SCHEDULE INFORMATION:**

Project Time Line		Comments/Notes for Project Time Line:
Construction Commencement Date	5/8/2017	Unforeseen, underground obstructions and unmarked/unknown utilities caused construction delays throughout the course of the project.
Original Duration (days)	224	
Change Order Adjustments	87	
Liquidated Damage Adjustments (days)	0	
Contract Completion Date	3/15/2018	
Actual Completion Date	7/19/2018	
Difference Between	-126	

**BUILDING PERFORMANCE/SUSTAINABILITY EVALUATION/GENERAL COMMENTS:**

The improvements appear to be performing as designed. The project team was challenged with numerous concealed conditions during the course of the project.

**ARCHITECT/ENGINEER EVALUATION:**

Gessner Engineering performed well. They were involved with day-to-day construction issues and provided timely responses when required.

**CONTRACTOR EVALUATION:**

The performance of SpawGlass Civil Construction was below average. Field supervision was mediocre and project management was lacking. A more proactive contractor with stronger management would have performed better on this project.

**APPROVAL BY ALL AUTHORITIES HAVING JURISDICTION:**

The work was inspected and found to conform with applicable codes. Work on University-owned utilities was inspected by SHSU Facilities Services and connections to City of Huntsville-owned utilities were inspected by the City's Public Works department.

This report is submitted by the Director of Capital Projects Administration and was prepared based on information and evaluations supplied by the component.

## APPENDIX – RULES AND REGULATIONS

PARAGRAPH 6 OF CHAPTER I  
ON PAGE I-6

CHAPTER I. THE BOARD OF REGENTS

\* \* \*

6. COMMITTEES OF THE BOARD OF REGENTS.

The Chairman of the Board, as soon as practical following his or her election, shall appoint ~~at least three, but~~ not more than ~~three~~ four, Board members, including the Committee Chair, to each of the following standing committees, to terms consecutive with the Chairman's term of office: Planning and Construction, Academic and Health Affairs, Finance and Audit, and Rules and Regulations, ~~and Information Resources~~ and to each Component Local Committee. ~~Additionally, the Chairman shall appoint one regent to each Component Master Plan Committee.~~ Vacancies on the committees may be filled by appointment by the Chairman.

Explanation

The first revision to this rule relates to the number of Board members to be appointed to a Committee, allowing the Chair of the Board flexibility to appoint an additional member to a Committee that may require the expertise and experience of more than three members.

The second change is removal of the reference to the Information Resources Committee, a housekeeping matter, as there is no longer such a Board Committee.

The third change relates to the Component Master Plan Committees. Such a committee is only formed when a campus is preparing its Master Plan (approximately every ten years) and is not a standing committee of the Board; thus, there is no need for the Chair to assign a regent to those committees until formed. Further, this language exists in what is currently *Paragraph 6.7 of Chapter I* (proposed to be moved to *Paragraph 4.1 of Chapter III*), which relates to the composition of such Component committees.



PARAGRAPH 4.31 OF CHAPTER II  
ON PAGE II-4; and

PARAGRAPH 1.3 OF CHAPTER III  
ON PAGE III-3

CHAPTER II. SYSTEM ADMINISTRATION

\* \* \*

- 4.31 Annual Operating Budget. The Chancellor shall prepare or cause to be prepared and submit annually to the Board at its May or August meeting, as specified each year by the Board, proposed budgets for the operation of the System and its Components for the next fiscal period. Copies of all proposed operating budgets shall be submitted in writing to all members of the Board at least eight calendar days in advance of such Board meeting. The proposed operating budgets shall reflect all income estimated and itemized by sources, with all expenditures estimated and itemized by fund, project, or department. ~~Upon adoption by the Board of the operating budget, all subsequent expenditures shall conform therewith. Each change affecting the current operating budget for each fund group which exceeds \$100,000 for the four-year institutions and \$25,000 for the two-year Components shall be subject to Board approval.~~

\* \* \*

CHAPTER III. SYSTEM - COMPONENT OPERATIONS

1. ITEMS REQUIRING BOARD APPROVAL.

The following items shall be submitted to the Board of Regents for approval at either a regular Board meeting or a special called Board meeting. Each item shall be presented in the form of a motion to the Board for consideration. Inconclusive, open-ended, or multifarious motions shall not be submitted to the Board.

\* \* \*

1.3 Financial Matters.

- 1.31 Operating budgets (including Component employee salaries). Adjustments to the annual operation budgets shall be provided to the Board of Regents as an "informational item" on a semi-annual basis.

~~1.32 Each budget adjustment in excess of \$100,000 for the four-year institutions and \$25,000 for the two-year institutions.~~

1.332 Salary supplements.

1.343 Proposals for issuance of bonds.

1.354 Capital leasing projects.



### Explanation

Currently, adjustments to the Component's Operating Budgets above \$100,000 for the four-year institutions, and \$25,000 for the two-year institutions, are provided to the Board of Regents at each quarterly meeting for consideration and approval. These changes seek to establish the submission of budget adjustments to semi-annual. A semi-annual basis would better align with the conclusion of the academic semesters.

The changes also remove the current thresholds to report adjustments to the Operating Budget. Removing the thresholds allows System Administration to refine the format as necessary to best report the appropriate information to the Board.

Additionally, the changes establish the budget adjustments as Informational Items. As a practical matter, adjustments to the budget are presented for approval after the expenditure has occurred, thus negating the ability of the Board to disapprove the adjustments; therefore, this change aligns *Rules and Regulations* with current practice.

PARAGRAPH 4.5 OF CHAPTER II  
ON PAGE II-5; and

NEW PARAGRAPH 6.(18)(a) OF CHAPTER III  
ON PAGE III-22

CHAPTER II. SYSTEM ADMINISTRATION

\* \* \*

4. OPERATIONS.

\* \* \*

~~4.5 — The authority to sign Corporate Resolutions on behalf of The Texas State University System and its Components, confirming the person or persons authorized to buy, sell, assign and endorse for transfer certificates representing stocks, bonds or other securities now registered or hereafter registered in the name of the Component is delegated to the Chancellor in consultation with the Board Chair. Requests for such authorization shall be accompanied by a letter from the Component's President in which the names of all persons being authorized to conduct such business are specified.~~

\* \* \*

CHAPTER III. SYSTEM – COMPONENT OPERATIONS

\* \* \*

6. FINANCIAL AFFAIRS.

\* \* \*

6.(18) Investment Policy. The Components of The Texas State University System may invest their funds in accordance with the Board approved Investment Policy, which is hereby incorporated into these *Rules and Regulations*.

(a) The authority to sign Corporate Resolutions on behalf of The Texas State University System and its Components, confirming the person or persons authorized to buy, sell, assign and endorse for transfer certificates representing stocks, bonds or other securities now registered or hereafter registered in the name of the Component is delegated to the Vice Chancellor and Chief Financial Officer. Requests for such authorization shall be accompanied by a letter from the Component's President in which the names of all persons being authorized to conduct such business are specified.

### Explanation

This change moves the provisions on Corporate Resolutions from Chapter II, System Administration to Chapter III, Paragraph 6, Financial Affairs to be organized under “Investment Policy” as the Corporate Resolution identifies the Component employees who are authorized to exchange securities on behalf of the Component.

This change also delegates the authority to approve such request to the Vice Chancellor and Chief Financial Officer. The TSUS Investment Policy, which is presented to and approved by the Board of Regents, provides the parameters surrounding the Component’s investment objectives, risk tolerance and constraints. Maintaining updated Corporate Resolutions is an administrative function and recommended for staff at System Administration to oversee.

PARAGRAPHS 1.(13)1 AND 1.(13)2 OF CHAPTER III  
ON PAGE III-8

CHAPTER III. SYSTEM - COMPONENT OPERATIONS

1. ITEMS REQUIRING BOARD APPROVAL.

\* \* \*

1.(13) Real Property.

1.(13)1 Purchases, Exchanges, Leases, Sales, or Easements. The Board retains authority to approve all purchases, exchanges, leases, or sales of real property, or the granting of easements on, Components' real property, except for ground leases of five (5) years or less and delegations stated in Paragraph 1.(13)2.

1.(13)2 Delegation of Authority re Real Property. The Chancellor is delegated authority to approve a purchase, exchange, lease, or sale of, or easement on, real property valued up to \$3,000,000; provided the Vice Chancellor and General Counsel has approved the operative documents as to legal form. The President of each Component is delegated authority to purchase, exchange, lease or sell real property valued up to \$500,000; provided the Vice Chancellor and General Counsel has approved the operative documents as to legal form.

~~1.(13)2 Leases. All leases involving Components' facilities or real property (whether the Component is a lessor or lessee), require Board approval except the following:~~

~~(1) Ground leases of five (5) years or less;~~

~~(2) Leases that do not exceed the Chancellor's delegated authority under Paragraph 1.1 of this Chapter III; and~~

~~(3) Leases that exceed the presidents' delegated authority under Paragraph 1.1 of this Chapter III are subject to the Chancellor's approval.~~

Explanation

The Chancellor and the Presidents currently have authority to approve real property transactions up to \$3,000,000 and \$500,000, respectively. These changes grant them the same authority with respect to leases. The Board retains authority to approve ground leases that have the potential to commit the land for extended terms of time, quite often decades.

PARAGRAPH 5.2 OF CHAPTER III  
ON PAGE III-12

CHAPTER III. SYSTEM – COMPONENT OPERATIONS

\* \* \*

5. ACADEMIC AND HEALTH AFFAIRS PROCEDURES.

\* \* \*

- 5.2 Reports. The Academic and Health Affairs Committee shall examine ~~student enrollment and Faculty workload reports of each Component~~ reports on the academic well-being of the Component Institutions on a regular basis, including, but not limited to, student enrollment, student success, and Faculty workload.

Explanation

This is change clarifies the areas on which Component Institutions are to report to the Academic and Health Affairs Committee.



PARAGRAPH 10.4 OF CHAPTER III  
ON PAGE III-33-34

CHAPTER III. SYSTEM-COMPONENT OPERATIONS

\* \* \*

10. CONTRACTS, PURCHASES, AND AGREEMENTS.

\* \* \*

10.4 Form and Procedure. All contracts, purchases, and agreements covered by *Subsection 10.21* of this *Chapter* of these *Rules and Regulations* shall be entered into in the official name of the Board after each instrument is considered and approved in open meeting. Each instrument shall identify the Component on whose behalf it is made and shall be recorded in the minutes of the meeting at which it is approved. The original or a copy of an executed instrument shall be filed retained, pursuant to the Texas State Records Retention Schedule by the Chancellor in the System Administration signatory Component as a permanent-record of the Board. ~~Executed copies of the instrument shall be delivered to the party with whom it is made and to the President of the Component.~~ Additional copies of any contract or agreements may be executed and delivered as the Board may determine.

Endorsement Format. All contracts approved by the Board of Regents shall be endorsed by the contractor, firm, or agency, by and through its authorized representatives. On behalf of the System, the contracts shall have signature blocks, ~~indicating "Examined and Recommended" by for the president or his or her designee; as applicable, the Chancellor, and the Board committee through which the contract passed, if applicable. A signature line shall be provided for the Vice Chancellor and Chief Financial Officer, indicating "Reviewed and Recommended," in the case of financial contracts; for the Vice Chancellor and General Counsel, indicating "Approved as to legal form"; and, a line Upon approval by the Board, the Chairman's signature shall indicate indicating "APPROVED by the Board of Regents of the Texas State University System on [date] at [place];" with an attestation signature block for the Chancellor, as Secretary to the Board The Chairman's name shall appear along with his or her title.~~

~~\_\_\_\_\_ The following is the endorsement form to be used:~~

~~{Contractor}~~

~~\_\_\_\_\_  
Name, Title, Authority \_\_\_\_\_ Date~~

~~TEXAS STATE UNIVERSITY SYSTEM~~

~~Examined and Recommended:~~

~~\_\_\_\_\_  
President \_\_\_\_\_ Date~~

~~\_\_\_\_\_  
Chancellor \_\_\_\_\_ Date~~

~~[If applicable:~~

~~\_\_\_\_\_  
The Honorable \_\_\_\_\_ Date  
Chair, \_\_\_\_\_ Committee]~~

~~Approved as to legal form:~~

~~\_\_\_\_\_  
Vice Chancellor and General Counsel~~

~~APPROVED by the Board of Regents on \_\_\_ [date of meeting] at [place of meeting].~~

~~\_\_\_\_\_  
The Honorable \_\_\_\_\_ Date  
Chairman of the Board~~

Explanation

See the Explanation to proposed new *Paragraphs 10.5 and 10.6 of Chapter III.*

NEW PARAGRAPHS 10.5 and 10.6 OF CHAPTER III  
ON PAGE III-34

CHAPTER III. SYSTEM-COMPONENT OPERATIONS

1. ITEMS REQUIRING BOARD APPROVAL.

The following items shall be submitted to the Board of Regents for approval at either a regular Board meeting or a special called Board meeting. Each item shall be presented in the form of a motion to the Board for consideration. Inconclusive, open-ended, or multifarious motions shall not be submitted to the Board.

1.1 Contracts.

- 1.11 Contracts, purchases, and agreements in the amount of \$1 million or more (contracts, purchases, and agreements between \$500,000 and \$1 million require approval by the Chancellor), whether said amount is income or expenditure, with the exception of:

\* \* \*

10. CONTRACTS, PURCHASES, AND AGREEMENTS.

\* \* \*

10.5 Form of Motions for Contracts, Purchases and Agreements.

10.51 The Motion for any contract requiring Board approval shall contain the essential details of the transaction, including the following information:

- (1) Parties to the Contract;
- (2) Subject matter of the Contract;
- (3) Duration of the Contract, including any potential Amendments extending the Contract; and,
- (4) Price or not-to-exceed amount of the Contract, including any Amendments.

10.52 The Explanation to the Motion shall minimally include:

- (1) The Subject Matter of the Contract, including the Purpose of the acquisition;
- (2) The Source of Funding;
- (3) A Statement that it has been or will be reviewed by the Vice Chancellor and Chief Financial Officer and the Vice Chancellor and General Counsel; and,



(4) A Statement verifying that the Texas Ethics Commission Form 1295 [Certificate of Interested Parties] has been completed, or that it will be completed prior to execution of the Contract.

10.6 Regental Prerogative. Any Regent who wishes to see and/or discuss a contract or contracts, may notify the Chancellor.

#### Explanation

The proposed changes would restructure and modernize the way the Board addresses contracts. Very simply, all contract matters that currently come to the board of Regents for approval will continue to be brought for approval. There are only three substantive changes. First, financial contracts will require review and approval the Vice Chancellor and Chief Financial Officer. Second, the “Explanation” to each motion will be presented in an itemized, rather than narrative, format. (Per current practice, once approved by the Board, the Chancellor will Attest to such approval as Secretary to the Board; further, the instruments will be subject to approval as to legal form by Vice Chancellor and General Counsel.) Third, each impacted president will sign his or her Component’s contracts.

The current role, structure and procedures of the Board’s Committees are not impacted, and the Chairs will continue to provide leadership in their respective areas, including their customary roles at Committee and Board meetings.

We note that the existing rules and procedures for submitting contracts for Board approval date to a time (the early 1980’s) when every instrument was presented in a hard copy agenda book with multiple originals, pre-signed by the other party to the contract, awaiting signature by multiple Regents and administrators. The Board did not delegate authority to the Components to sign.

Over the years, this Board of Regents has assisted in four very significant ways: i) delegating to Components authority so enter into and execute contracts, ii) authorizing establishment of the Consent Agenda; iii) delegating increased spending authority to the Chancellor and presidents, and, iv) not requiring contracts to be placed in the Board’s Meeting Agenda Book. The proposed changes are offered in the vein.

PARAGRAPH 2.2(14) OF CHAPTER IV  
ON PAGE IV-3

CHAPTER IV. PRESIDENTS OF THE COMPONENTS

\* \* \*

2. AUTHORITIES, DUTIES AND RESPONSIBILITIES.

\* \* \*

2.2 Delegation of Authority. The President of each Component has the following duties and responsibilities.

\* \* \*

2.2(14). Power to Suspend and Remove.

- (a) Suspending, without prior notice or hearing, and immediately removing from the campus, any employee or student whose presence poses a continuing danger to persons or property or an ongoing threat of disrupting the Component, ~~notifying, as soon as possible, the Chancellor and the Vice Chancellor and General Counsel of such action. In such cases,~~ As soon as practicable after removal, the president will shall afford the affected person any hearing or grievance rights to which he or she may be entitled under these Rules and Regulations. Such rights are not waivable at the point of removal or while the affected person is receiving medical or mental health treatment, set a hearing before the appropriate administrator or committee on the employee's or student's case as soon thereafter as is practicable unless otherwise waived by the employee or student.
- (b) A peace officer may take a person into custody and transport the person to the nearest, appropriate mental health facility if the officer has reason to believe and does believe that there is substantial risk to the person or to others unless the person is immediately restrained. The officer shall fully comply with the provisions of Texas Health and Safety Code, Section 573.001 et sequitur. Generally, such actions are not disciplinary or penal in nature, nor are they treated as interim suspensions or removals, unless the person has violated a policy or rule of the System or of the Component. See Chapter VI, Subparagraph 5.(14).
- (c) As soon as possible, the peace officer shall inform the appropriate Vice President (or designee) of actions taken regarding an affected person under Section 2.2(14)(b).

Explanation

These revisions address situations in which an employee or student must be removed from campus immediately because he or she poses a danger to him/herself, others or the campus. *Subparagraphs (a) and (d)* are longstanding Board rules, except that a sentence has been added to *(a)* to ensure that employees and, particularly students, are not asked to waive their Due Process hearing rights at a time when they may not be in best state of mind to make an informed decision.

*Subparagraph (b)* addresses legislative authority granted to peace officers to exercise their judgments in crisis situations and to detain and take other specified law enforcement actions when there is insufficient time to secure a warrant. Thus, if a peace officer determines that a person poses a substantial risk of serious harm, the officer may detain and remove that person from campus under Texas *Health and Safety Code § 573.001* and following sections. In most student-related situations, student life and counseling professionals will address such crises and make judgments as to whether or not to recommend removal of a student from campus.

PARAGRAPH 2.13 OF CHAPTER V  
ON PAGE V-4

CHAPTER V. COMPONENT PERSONNEL

\* \* \*

2. GENERAL.

2.1 Employment.

\* \* \*

2.15 Grievances. Every employee of each Component, individually or through a representative that does not claim the right to strike, shall be entitled to present grievances to a hearing officer designated by the President concerning such employee's wages, hours of work, or conditions of work. Such grievances shall not involve formal hearings.

2.151 If the grievance involves an allegation of discrimination and the hearing officer finds that the grievant has established a *prima facie* case, the hearing officer shall determine whether the administration has stated a nondiscriminatory reason for its decision and so advise the President, who shall make the final decision regarding the grievance.

2.152 At Components that have an office specifically charged with hearing claims of discrimination, the hearing officer shall refer such claims to that office and advise the President or his or her designee of the referral. The President or his or her designee shall make the final decision regarding the matter.

Explanation

This proposed change fills a void in the grievance process by addressing situations in which the grievant claims that the administration's actions in his or her case were discriminatory. Also, at least four Components do not have specific departments whose mission is to intake, investigate and resolve complaints of discrimination.



PARAGRAPH 4.21 OF CHAPTER V  
ON PAGE V-11

CHAPTER V. COMPONENT PERSONNEL

\* \* \*

4. FACULTY.

\* \* \*

4.2 Tenure.

4.21 Defined. Tenure denotes an entitlement to continued employment as a member of the faculty at a Component in accordance with the provisions of these *Rules and Regulations*. Tenured faculty can expect those privileges customarily associated with tenure at their Component. Such privileges include a suitable office and workspace, serving as a principal investigator and conducting of research, teaching classes, and participating in faculty governance. However, tenure does not create a property interest in any attributes of the faculty position beyond the annual salary. By way of example only, tenure does not create a property interest in laboratory space, a particular office, the right to teach graduate students, or use of research materials or equipment. Only members of the faculty with the academic title of Professor, Associate Professor, or Assistant Professor may be granted tenure, unless the Component handbook recognizes the rank of Instructor as eligible for tenure. In exceptional cases, tenure may be granted at the time of appointment to any of such academic ranks by the Board of Regents or may be withheld pending satisfactory completion of a probationary period of faculty service. For tenure to be granted at the time of appointment, the President ~~must consult with and~~ **shall** submit a written justification **and recommendation** to the Chancellor, ~~who shall review all such recommendations with~~ **for review. If the Chancellor supports the grant of tenure, he or she may authorize the President to offer the prospective faculty member tenure, subject to subsequent approval by** the full Board.

Explanation

This is a housekeeping change, clarifying the suggestion that the Chancellor must take the recommendation of tenure to the full Board prior to the time of appointment. It is not uncommon in higher education—nationally, in Texas or in the Texas State University System—for tenure to be offered, subject to approval by the Board of Regents at a future date. Since the Board cannot act except by majority vote with a quorum present, all such cases would otherwise require a special called meeting, unless the offer coincided with a quarterly meeting.

PARAGRAPH 3 OF CHAPTER VI  
ON PAGE VI-1

CHAPTER VI. STUDENT SERVICES AND ACTIVITIES

\* \* \*

3. TUITION AND FEES.

Tuition, student fees, and room and board rates shall be established by each Component subject to approval by the Vice Chancellor and Chief Financial Officer, in consultation with the Chancellor, and the Board.

Explanation

This is a housekeeping change to conform *Paragraph 3 of Chapter VI* to provisions in *Paragraph 1.4 of Chapter III* relating to items requiring Board approval.

PARAGRAPH 5.36(1) OF CHAPTER VI  
ON PAGE VI-9

CHAPTER VI. STUDENT SERVICES AND ACTIVITIES

\* \* \*

5. STUDENT CONDUCT AND DISCIPLINE.

- 5.3 Academic Honesty. The Component expects all students to engage in all academic pursuits in a manner that is above reproach and to maintain complete honesty and integrity in the academic experiences both in and out of the classroom. The Component may initiate disciplinary proceedings against a student accused of any form of academic dishonesty, including but not limited to, cheating, plagiarism, collusion, falsification of research data, or the abuse of resource materials on an examination or other academic work.

\* \* \*

5.36 Disciplinary Procedures for Academic Dishonesty

- (1) Academic Process. All academic dishonesty cases may be first considered and reviewed by the faculty member. If the faculty member believes that an academic penalty is necessary, ~~he/she the faculty member~~ may assign a penalty but must notify the student of his/her right to appeal, if any, after which the Component shall afford him/her the process to which he/she may be entitled under Component policy to the department chair, the dean and, eventually, to the Vice President for Academic Affairs (whose decision shall be final) before final imposition of ~~the a~~ penalty. At each step in the process, the student shall be entitled to written notice of the offense and/or of the administrative decision, an opportunity to respond, and an impartial disposition as to the merits of his/her case. After completion of the academic process, the academic officer making final disposition of the case may refer the matter to the Chief Student Affairs Officer for any additional discipline that may be appropriate.

Explanation

The added language essentially delegates to each Component to develop policies and/or processes for dealing with academic dishonesty cases.

## TSUS: CONSENT: Approval of Rules and Regulations

The attached, proposed revisions to the Texas State University System *Rules and Regulations* are approved.

### Explanation

At its May meeting each year, the Board considers revisions to its *Rules and Regulations*. The process begins in January or February when Regents and Components are invited to submit suggested changes, which are shared among all constituents, system-wide, before being considered by the Board's *Rules and Regulations* Committee. The attached revisions were discussed and approved by the presidents in April.

Following are the Rules changes to be considered for approval as a part of the Consent Agenda. It should be noted that each rule in the attachment contains an individual explanation of the changes contained therein.

1. Component Master Plan Committees
2. Staff Development Program Rules
3. Component Investment Reports
4. Periodic Audits of Intercollegiate Athletics
5. Component President Communications with Auditors
6. Building Plaques
7. Incidental Use of Component-owned Hardware and Software
8. Best Value Procurement
9. Presidential Housing and Automobiles
10. Employee Salaries
11. Insurance Payments
12. Administrative Officers' Employment
13. Pre-employment, Post-offer Physical Exams
14. Employment and Termination of Unclassified Employees
15. Interim Disciplinary Actions
16. Carrying of Handguns by License Holders
17. Disclosure of Interested Parties Contracting with System Components



PARAGRAPH 6.7 OF CHAPTER I  
ON PAGE I-7; and

NEW PARAGRAPH 4.1 OF CHAPTER III  
ON PAGE III-11

CHAPTER I. THE BOARD OF REGENTS

\* \* \*

6. COMMITTEES OF THE BOARD OF REGENTS.

\* \* \*

6.7 Component Master Plan Committees. The Chairman of the Board shall appoint a regent to each Component's Master Plan Committee. See Chapter III, Paragraph 4.

~~6.71 Composition. Each president shall establish and chair (or otherwise designate a chair for) a Component Master Plan Committee whose members shall be approved by the Chancellor or his/her designee. All component constituents shall be represented, including but not necessarily limited to the Board of Regents (whose representative shall be appointed by the Chairman from the membership of the Component's Local Committee); System Administration Office; Component academic fiscal, student affairs, facilities/planning/construction representatives; faculty; staff; students; and members of the local community (for example, civic, governmental, business and industry leaders).~~

~~6.72 Responsibilities. The primary responsibility of each Component Master Plan Committee shall be to make recommendations to the President and the Chancellor regarding the development of a Campus Master Plan.~~

\* \* \*

## CHAPTER III. SYSTEM - COMPONENT OPERATIONS

\* \* \*

### 4. CONSTRUCTION PROCEDURES.

#### 4.1 Component Master Plan Committees

4.11 Composition. Each president shall establish and chair (or otherwise designate a chair for) a Component Master Plan Committee whose members shall be approved by the Chancellor or his/her designee. All component constituents shall be represented, including but not necessarily limited to the Board of Regents, which shall be represented by a Regent to be appointed by the Chairman (see Chapter I, Paragraph 6); the System Administration Office; Component academic fiscal, student affairs, facilities/planning/construction representatives; faculty; staff; students; and members of the local community (for example, civic, governmental, business and industry leaders).

4.12 Responsibilities. The primary responsibility of each Component Master Plan Committee shall be to make recommendations to the President and the Chancellor regarding the development of a Campus Master Plan.

See *Section 1.5* of this *Chapter* and the *Texas State University System Policies and Procedures Manual for Planning and Construction*.

#### Explanation

This housekeeping change: i) moves the campus master plan rule from the Board chapter to the Presidents', and ii) accentuates the Chairman's right to appoint a Regent to each Component's committee.

PARAGRAPH 4.4 OF CHAPTER II  
ON PAGE II-5

CHAPTER II. SYSTEM ADMINISTRATION

\* \* \*

4. OPERATIONS.

\* \* \*

4.4 Staff Development Program Rules.

\* \* \*

~~4.44 Administration Eligibility Requirements.~~

- ~~(1) Out of Agency Staff Development education and training authorized by the System will be conducted primarily for the benefit of the System.~~
- ~~(2) The training and education must be related to the employee's current or prospective duty assignment during the period of participation.~~
- ~~(3) Such training and education must be approved by the Chancellor for System Administration personnel or Component Presidents and by the Governor's Office for Regents.~~

~~4.45 Administration Obligations. Employees receiving Out of Agency Staff Development authorized by the System will be obligated to fulfill such terms and conditions as the Chancellor may prescribe compatible with the nature and extent of the training or education.~~

Explanation

This housekeeping change recognizes existing practice in which such approvals are granted at the departmental level.



PARAGRAPH 6.75 OF CHAPTER III  
ON PAGE III-17

CHAPTER III. SYSTEM – COMPONENT OPERATIONS

\* \* \*

6. FINANCIAL AFFAIRS.

\* \* \*

6.7 Financial Reports. All Component books, records, ledgers, and accounts shall be kept and maintained in conformity with recommendations of the State Auditor and the State Comptroller of Public Accounts, subject to approval of the Board. All proposed operating budgets and all biennial appropriation requests shall be examined, considered, and approved by the Board in open meetings.

\* \* \*

6.75 Investment Report. A quarterly investment report will be prepared by each Component as prescribed by The Texas State University System Investment Policy for Operating Funds and Endowment Funds. ~~The report shall be posted on the web page of the reporting Component in accordance with state statute and the State Auditor's and System Administration Office reporting guidelines. Each Component's quarterly investment report is due in the System Administration Office not later than the last workday of the month following the end of each quarter. A combined report shall be created for use by the Board and for purposes of conveying the information externally as may be required.~~

Explanation

This is a housekeeping change as this level of detail is best addressed in the Investment Policy, which is subject to approval by the Board of Regents.

NEW PARAGRAPH 7.75 OF CHAPTER III  
ON PAGE III-26; **and**

PARAGRAPH 21.2(7) OF CHAPTER III  
ON PAGE III-50

CHAPTER III. SYSTEM – COMPONENT OPERATIONS

\* \* \*

7. THE AUDIT FUNCTION.

\* \* \*

- 7.7 Nature and Scope of Work. The internal audit activity will evaluate and contribute to the improvement of governance, risk management, and control processes, utilizing a systematic and disciplined approach.

\* \* \*

7.75 Intercollegiate Athletics. The System Chief Audit Executive shall conduct periodic audits of intercollegiate athletics and related activities and report the same in accordance with processes established elsewhere in these Rules and Regulations.

\* \* \*

21. INTERCOLLEGIATE ATHLETICS.

\* \* \*

- 21.2 General Principles. Consistently with the Association of Governing Boards of Colleges and Universities' 2007 Statement on Board Accountability, the Board adopts the following general principles:

\* \* \*

- (7) Audit. ~~The System Chief Audit Executive shall conduct periodic audits of intercollegiate athletics and related activities and report the same in accordance with processes established elsewhere in these Rules and Regulations~~ See Paragraph 7.75 of this Chapter.

Explanation

This housekeeping change moves the audit portion of this *Rule* to the Audit Function paragraph of this *Chapter* but retains a reference to the requirement of periodic audits in the Intercollegiate Athletics paragraph.

PARAGRAPH 7.(10)3 OF CHAPTER III  
ON PAGE III-29

CHAPTER III. SYSTEM – COMPONENT OPERATIONS

\* \* \*

7. THE AUDIT FUNCTION.

\* \* \*

7.(10) Communications

\* \* \*

~~7.(10)3 By Component President. To keep the Component housed auditors more informed as to proposed operational changes at each Component, the President shall share, with the Component housed Director, distribution lists of committee meetings and meeting agendas for upcoming selected committee meetings. Upon written request of the System Chief Audit Executive and/or the Component housed Director, the President shall provide access to and copies of specific committee minutes and agendas.~~

Explanation

This housekeeping change removes the requirement that Presidents provide, to the auditors, lists of committee meetings and agendas in an age where such information is available through other means.

PARAGRAPH 9.3 OF CHAPTER III  
ON PAGE III-31

CHAPTER III. SYSTEM – COMPONENT OPERATIONS

\* \* \*

9. NAMING INITIATIVES; FACILITIES, STATUES AND MONUMENTS, ACADEMIC PROGRAMS, AND BUILDING PLAQUES.

\* \* \*

- 9.3 Building Plaques. Building plaques shall be provided on all new buildings, major landscaping projects, and major renovations where the function of the building changes or the building is substantially renovated. Existing building plaques shall remain in the case of renovation projects.

The Building Plaque text shall contain the name of the building on the date of its dedication; the Component name; and the names of the Governor, the Regents, Chancellor, and Component President serving at the time of Board approval of the project; the year in which the project was approved by the Board; the Architect or Engineer; and the General Contractor or Construction Manager. The plaque is subject to approval by the Planning and Construction Committee Chairman in a format and design that complies with standards and guidelines approved ~~and published by the Chancellor from time to time~~ in the System Policies and Procedures Manual for Planning and Construction.

Explanation

This is a housekeeping change as the building plaque standards and guidelines are addressed in the System *Policies and Procedures Manual for Planning and Construction.*



PARAGRAPH 11.71 OF CHAPTER III  
ON PAGE III-37

CHAPTER III. SYSTEM – COMPONENT OPERATIONS

\* \* \*

11. COPYRIGHT POLICY.

\* \* \*

11.7 Use of Copyrighted Software.

The Texas State University System and its Components are committed to: (1) providing faculty, staff and students with the computer hardware and software necessary to perform their respective job tasks and instructional assignments; (2) protecting its computer environment from viruses; and, (3) maintaining compliance with the U.S. copyright laws and software license agreements and discouraging copyright infringement. This policy applies to all Component computer users, including faculty, staff, and students. Employees and students, who illegally duplicate software and/or its documentation or otherwise fail to comply with Component third party software license agreements, will be subject to disciplinary action up to and including termination of employment or expulsion from school.

11.71 The use of Component-owned or leased hardware or software is limited to Component business or instruction-related activities and incidental use (as authorized in TSUS Policy Guideline: Appropriate Use of Information Technology Resources (Appendix A-2 of these Rules and Regulations)). Software that has not been purchased or licensed by the Component or for which the individual user cannot demonstrate or certify purchase or license for business or instructional use may not be loaded onto Component-owned or leased computers.

\* \* \*

Explanation

This housekeeping change recognizes that incidental use of computer resources is permitted and eliminates a conflict between different portions of the Rules and Regulations.



PARAGRAPH 17 OF CHAPTER III  
ON PAGE III-46

CHAPTER III. SYSTEM – COMPONENT OPERATIONS

\* \* \*

17. “BEST VALUE” PROCUREMENT.

*Section 51.9335(a)-(e)* of the *Texas Education Code* authorizes institutions of higher education to use “best value” procurement process which provide greater autonomy and flexibility in the procurement of goods and services. ~~The following guidelines shall govern “best value” procurement for the System and Components.~~

~~17.1 — The System and Components may acquire goods and services by the method that provides the “best value” to the institution, including:~~

- ~~(1) — competitive bidding;~~
- ~~(2) — competitive sealed proposals;~~
- ~~(3) — catalogue purchase;~~
- ~~(4) — group purchasing program; or,~~
- ~~(5) — an open market contract.~~

~~17.2 — In determining what is “best value” the System and Components shall consider:~~

- ~~(1) — the purchase price;~~
- ~~(2) — the reputation of the vendor and of the vendor’s goods and services;~~
- ~~(3) — the quality of the vendor’s goods and services;~~
- ~~(4) — the extent to which the goods or services meet the Component’s needs;~~
- ~~(5) — the vendor’s past relationship with the Component and/or the System;~~
- ~~(6) — the impact on the ability of the Component to comply with laws and rules relating to historically underutilized businesses and to the procurement of goods and services from persons with disabilities;~~
- ~~(7) — the total long term cost to the Component of acquiring the vendor’s goods or services;~~
- ~~(8) — the use of material in construction or repair to real property that is not proprietary to a single vendor unless the Component provides written justification in the request for bids for use of the unique material; and,~~

~~(9) — any other relevant factor that a private business would consider in selecting a vendor~~

17.31 The System and each Component shall establish purchasing rules and guidelines based upon the procurement rules established by the Board. All procurements shall be made in accordance with all applicable federal, state and local laws, ~~Rules and Regulations, and the Board's "best procurement"~~ and System Rules and Regulations.

Explanation

This housekeeping change eliminates the need to change System *Rules and Regulations* when the Texas *Education Code* is changed.

PARAGRAPH 2 OF CHAPTER IV  
ON PAGE IV-1; and

PARAGRAPH 3 OF CHAPTER IV  
ON PAGE IV-4

CHAPTER IV. PRESIDENTS OF THE COMPONENTS

\* \* \*

2. AUTHORITY, DUTIES AND RESPONSIBILITIES.

\* \* \*

~~2.11 House. As a condition of employment, the President of each System Component is required to reside in lodging furnished to him/her as the official residence of the President for the convenience of the Component (if such lodging has been provided); to maintain an office therein with telephone service from the President's office in the Component's administration building; and to use such properties as part of the official performance of his/her duties by holding official functions and other matters relative to the position occupied.~~

~~2.12 Automobiles. The Components of the Texas State University System are authorized to lease or purchase automobiles for use by the Presidents and Chancellor of the System in carrying out the duties and responsibilities of their respective office. The purchase price, lease fees and any insurance and maintenance cost shall be paid from non E&G funds.~~

\* \* \*

3. BENEFITS.

3.1 Housing. The President of each System Component is required to reside in lodging furnished to him/her as the official residence of the President (if such lodging is available); to maintain an office therein with telephone service from the President's office in the Component's administration building; and to use such property as part of the official performance of his/her duties by holding official functions and other matters relative to the position occupied.

3.2 Automobiles. The System and its Components are authorized to lease or purchase automobiles or otherwise provide automobile allowance for use by the Presidents and Chancellor in carrying out the duties and responsibilities of their respective offices. ~~The lease fees and any insurance and maintenance costs shall be paid from designated or restricted gift funds accepted for such purpose and/or auxiliary enterprise generated funds. Lease of other vehicles shall not be allowed without prior approval of the Board.~~

### Explanation

The provisions of subparagraphs 2.11 and 2.12 are duplicative of the provisions found in Paragraph 3 of this Chapter.

The change to subparagraph 3.2 removes reference to an outdated prohibition on use of appropriated funds for automobile leases. The change to subparagraph 3.2 removes restriction to leases. The intent of this restriction is unknown. Deleting the restriction allows the components to use best judgement on for need to utilize leasing in lieu of purchasing.



PARAGRAPH 2.13 OF CHAPTER V  
ON PAGE V-2-3

CHAPTER V. COMPONENT PERSONNEL

\* \* \*

2. GENERAL.

2.1 Employment.

\* \* \*

~~2.13—Salaries. No Component employee's salary (not including longevity payments) paid from any source of funds will exceed the Component President's salary designated by the Legislature in the *General Appropriations Act* unless a list of such employees and their positions is included as a supplemental schedule in the original annual operating budget presented to the Chancellor and Board of Regents for approval, or, in the case of externally funded grants and contracts, such salary shall be included in an itemized list in the personnel section of the quarterly report submitted to the Chancellor and Board of Regents for approval.~~

Explanation

This paragraph is a vestige of the past and does not conform to current practices.

PARAGRAPH 2.7 OF CHAPTER V  
ON PAGE V-8

CHAPTER V. COMPONENT PERSONNEL

\* \* \*

2. GENERAL.

\* \* \*

~~2.7 Insurance. Each Component is authorized to provide a program of payment of insurance premiums for its employees.~~

Explanation

This paragraph is a vestige of the past and does not conform to current practices.

PARAGRAPH 3.1 OF CHAPTER V  
ON PAGE V-9

CHAPTER V. COMPONENT PERSONNEL

\* \* \*

3. ADMINISTRATIVE OFFICERS.

3.1 Employment.

\* \* \*

~~3.12 — Salaries. The President shall recommend to the Chancellor, before presentation to the Board, the salary for each administrative officer at a regular Board meeting.~~

~~3.13 — Vacancies. A President may fill any administrative vacancy by an interim appointment subject to Chancellor and Board ratification.~~

Explanation

This change is to conform to current practice and to be consistent with the authority granted to the Presidents under *Chapter IV* of these *Rules and Regulations*.

PARAGRAPH 5.114 OF CHAPTER V  
ON PAGE V-30

CHAPTER V. COMPONENT PERSONNEL

\* \* \*

5. UNCLASSIFIED EMPLOYEES (EXCLUDING ADMINISTRATIVE OFFICERS) AND ALL CLASSIFIED EMPLOYEES.

5.1 Employment.

5.11 Hiring. The Board authorizes the President of the Component to hire all unclassified staff employees (exclusive of administrative officers), all classified staff employees, and other non-faculty personnel who are paid on a monthly or hourly basis. The employment of unclassified staff employees is subject to ratification by the Chancellor and the Board of Regents. All employees hired under the authority of this *Subsection* shall serve without a fixed term and at the pleasure of the President.

\* \* \*

5.114 Each Component may require a pre-employment, post-offer physical examination of applicants to be employed in regular positions if the physical examination is required of all applicants for a particular job position. ~~Examinations for those applicants whose duties will require the handling of food will be administered in accordance with the Americans with Disabilities Act and the regulations adopted pursuant to the Act. Each Component may use the results of physical examinations to make job decisions in compliance with the Act and its regulations. The physical examinations may be made at the health center of the Component at which the applicant will be employed. If such center does not exist, the physical examination will be performed by qualified medical personnel approved by the Component.~~ The expense of the examination will be paid by the Component. ~~Reports of the physical examinations shall be retained as confidential medical records and treated in accordance with the Act and its regulations.~~

Explanation

This is a housekeeping change of an antiquated rule that is more detailed than necessary to accomplish its purpose—to permit pre-employment, post-offer physical examinations and payment for the same.



PARAGRAPH 5 OF CHAPTER V  
ON PAGE V-30-31

CHAPTER V. COMPONENT PERSONNEL

\* \* \*

5. UNCLASSIFIED EMPLOYEES (EXCLUDING ADMINISTRATIVE OFFICERS) AND ALL CLASSIFIED EMPLOYEES.

5.1 Employment.

5.11 Hiring. The Board authorizes the President of the Component to hire all unclassified staff employees (exclusive of administrative officers), all classified staff employees, and other non-faculty personnel who are paid on a monthly or hourly basis. ~~The employment of unclassified staff employees is subject to ratification by the Chancellor and the Board of Regents.~~ All employees hired under the authority of this *Subsection* shall serve without a fixed term and at the pleasure of the President.

\* \* \*

5.12 Salaries. The salary of each employee covered by *Subsection 5.11* of this *Chapter* shall be set by the President of the Component, ~~subject to confirmation by the Chancellor and the Board of Regents~~ and in accordance with the approved budgets.

5.2 Terminations. The President of each Component shall have the authority to terminate at any time the employment of any employee covered by *Subsection 5.11* of this *Chapter* ~~subject to review by the Chancellor and the Board of Regents.~~

Explanation

This change is to conform to current practice and to be consistent with the authority granted to the Presidents under *Chapter IV* of these *Rules and Regulations*. Also, as required by the *Education Code*, the Board currently approves all System-wide personnel actions as a group.

PARAGRAPH 5.(14) OF CHAPTER VI  
ON PAGE VI-15

CHAPTER VI. STUDENT SERVICES AND ACTIVITIES

\* \* \*

5. STUDENT CONDUCT AND DISCIPLINE.

\* \* \*

5.(14) Interim Disciplinary Action.

- (a) The Chief Student Affairs Officer, the Vice President in charge of student affairs, or the President of the Component may take immediate interim disciplinary action, including suspension, pending a **Due Process** hearing, against a student for violation of a **policy or rule and regulation** of the System or of the Component at which the accused is a student when the continuing presence of the student poses a danger to persons or property or an ongoing threat of disrupting the academic **or business processes of the Component. The hearing, as provided under Paragraph 5.7 of this Chapter, shall be held as soon as practicable after the suspension.** ~~In the event that the interim disciplinary action includes suspension, the Component official involved shall, as soon as possible, notify the President and the Vice Chancellor and General Counsel of such action. See Chapter IV, Subparagraph 2.2(14) related to non-disciplinary removal from campus.~~
- (b) **As soon as possible, the President shall inform the Chancellor and the Vice Chancellor and General Counsel of such actions.**

Explanation

These revisions, which are principally non-substantive, address immediate removal of a student from campus for disciplinary reasons. Cross reference is made to the paragraph in *Chapter IV* in which the student may be removed and suspended for non-disciplinary reasons, principally because she or he poses a danger to her or himself.

PARAGRAPHS 4.5 AND 4.6 OF CHAPTER VII  
ON PAGES VII-9-10

CHAPTER VII. GENERAL PROVISIONS FOR CAMPUS ACTIVITIES

\* \* \*

4. HEALTH AND SAFETY.

- 4.5 Carrying of Handguns by License Holders. An individual possessing a valid ~~concealed handgun license~~ License to Carry is entitled to carry a concealed handgun on the campus of a System Component, except where prohibited by the Component's Concealed Handgun Policy. Open carry is not permitted on campus. Each President shall establish such policy, which shall not generally prohibit or have the effect of generally prohibiting license holders from carrying concealed handguns on the campus.

\* \* \*

- 4.6 Prohibition of Other Weapons. Except as provided in a System Component's Concealed Handgun Policy and in *subparagraph 4.61* below, it is a violation of these *Rules and Regulations* to possess, carry or otherwise cause a firearm, ~~handgun~~ or other prohibited weapon, licensed or otherwise, concealed or otherwise, to be brought onto the premises of a System Component.

Explanation

This is a housekeeping provision to make clear that the law prohibits open carry of handguns on campus and to reflect new legislative terminology (which will be changed wherever else in these *Rules and Regulations* the old terminology appears).

PARAGRAPH 12 OF CHAPTER VIII  
ON PAGE VIII-1

CHAPTER VIII. ETHICS POLICY FOR REGENTS AND EMPLOYEES  
OF THE TEXAS STATE UNIVERSITY SYSTEM

\* \* \*

12. DISCLOSURE OF INTERESTED PARTIES CONTRACTING WITH SYSTEM  
COMPONENTS.

\* \* \*

A System Component may not enter into a contract with an individual or business entity that requires an action or vote by the Board of Regents or that has a value of at least \$1 million, unless the business entity submits a disclosure of interested parties at the time the individual or business entity submits the signed contract to the Component. The Board will not approve any contract that is not accompanied by such disclosure statement and a representation by the Component that such statement was timely submitted to the Texas Ethics Commission as required by law.

Explanation

This change is to comply with *Government Code* requirements that contractors, including individuals, disclose potential conflicts of interest.



## APPENDIX – PRESIDENTS' REPORTS



**President's Briefing  
for The Texas State University System  
Board of Regents  
May 2019**

**RETENTION & RECRUITMENT:**

Lamar University has many strategic initiatives underway to address recruitment and retention. For future enrollment cycles, LU will focus efforts to serve our diverse population of students and many coming from first-generation and low-income communities. LU is committed to serving every student with the best possible service and believe everyone deserves access to a quality college education. In order for LU to reach disadvantaged students, break down barriers, and provide college access, we made changes to some of our current enrollment practices. These changes include providing better payment options, automatic admission for students in top 25% of the high school graduating class, allow self-reported test scores to be submitted for admission purposes, and adjust LU's English proficiency examination scores to reflect those of our peer institutions.

Transfer student enrollment is another primary focus and LU is invested in collaborative partnerships with both local and regional community colleges to allow us to increase our marketing and recruitment efforts. Through this collaboration, LU developed LamarLink, an innovative program offered jointly by Lamar University and Lamar Institute of Technology. This program provides first-time college students with comprehensive support from both institutions; it offers affordability, access, and the eventual opportunity to enroll at Lamar University. For students choosing to enroll in the LamarLink program, they can enjoy great benefits while working to meet LU's admissions requirements. They are welcome to live on campus while completing their courses at Lamar Institute of Technology. In addition, they have the opportunity to choose a LamarLink Degree Pathway offering guaranteed credit transferability. Upon successful completion of the LamarLink program, students can easily transition to Lamar University.

LU continues to work with Ruffalo Noel-Levitz to develop a Strategic Enrollment Plan. A group of key constituents across campus formed the Strategic Enrollment Planning Council with subcommittees including: Admissions, Faculty Student Success, and Diversity, and Student Life. Within the Enrollment Planning process, LU is focusing on graduate and transfer partnership and recruitment planning. These committees focus on initiatives to build a long-term recruitment and a retention plan that is data-informed and aligns fiscal, academic, co-curricular, and enrollment resources to accomplish the institution's mission.

LU is actively involved in the full implementation of EAB and their student success platform; Navigate. This cross-campus collaboration and programming allows Lamar to better identify, track, and assist students by using the SSC predictive risk-model that scores and indicates student risk. With the assistance of College Success Coaches, new communication strategies and initiatives are being developed to use the student risk score and other retention factors as a basis for targeted outreach. Through Academic Advisor and Success Coach outreach, LU mechanized a plan for re-enrollment campaigns before each semester to every student. As part of the process, every student receives personalized communication and, staff members evaluate drop-out risk and develop a plan for re-enrollment.

## **ACADEMIC AFFAIRS:**

### *Department of Biology*

#### Student Research Mentored

1. Summer Undergraduate Research Funding (SURF), Creating a Data Mining Program to Assess and Reduce Alzheimer's Disease Risk, Mackenzie Hudson, (Advisor), Summer 2018
2. Summer Undergraduate Research Funding (SURF), Fabrication of Large Antifouling Patterns via Hot Embossing Methods for Marine Coatings, Issac Angron, (co-advisor), Summer 2018
3. David J. Beck Fellowship, Cognitive Impairments in Patients with Schizophrenia, Sakurah Fisher, (Advisor), Summer 2018
4. Presidential Summer Fellowship, How Dementia and Other Cognitive Issues Progress in Patients with Parkinson's Disease, Amanda Warner, (Advisor), Summer 2018
5. Alzheimer's Disease Risk Factors, Mackenzie Hudson and Ehsan Ghaboolian-Zare, Summer 2018
6. Involvement of the Mitochondria in Alzheimer's disease, Kallie Shajari and Geth Simmons, Summer 2018
7. Periodontal Disease and Alzheimer's Disease, Hamzah Abedelwahab, Summer 2018

### *Other*

1. Applied and received the AAI Undergraduate Faculty Travel Award (\$1250), which included free registration and travel money (\$1000) to an undergraduate student to attend the AAI annual meeting (Carlo Vanz)
2. Mentored David Narvaiz to apply and present his research at Penn State undergrad research conference (with fully paid stipend for travel and stay)
3. Received Teaching Today's Student Certificate, Lamar University, TX
4. Received Strategic Asset Management, Lamar University, TX

## **College of Engineering**

### *Department of Chemical Engineering*

1. Dr. Helen Lou, Professor of Chemical Engineering, has been distinguished as an American Institute of Chemical Engineers (AIChE) Fellow. The distinction is only bestowed on those members of AIChE who are an important resource to the organization providing experience-based guidance to leadership and members and who contribute to the activities of AIChE.
2. Mr. Semih Gulec, Miss Sakshi Yadav, and Miss Sirui Tang, three PhD students supervised by Dr. Rafael Tadmor in the Department of Chemical Engineering were recognized by the Society of Tribologists and Lubrication Engineers (STLE) with a 2018 scholarship of \$700, \$700, and \$600, respectively.

### *Department of Industrial Engineering*

Lamar University Engineering, specifically the online 2+2 Bachelor of Science in Industrial Engineering degree option, ranked #1 for best value by SR Education Group, an education research publisher founded in 2004. SR Education Group recently published their 2019 Best and Most Affordable Online Engineering rankings using a combination of annual tuition, accreditation, and PayScale salary data to determine the best online colleges across the nation. Ranked #1, Lamar University's relatively low tuition of \$7,440/year and a high median salary of \$111,100 led to their #1 ranking. The Department of Industrial Engineering offers an online 2+2 option for students to pursue a Bachelor of Science degree in Industrial Engineering (BSIE). This online program option

allows students to complete the final two years of an Industrial Engineering degree online with minimal travel from home. The online program option is designed for students who are unable to attend a traditional IE program due to geographic location or scheduling issues (work and other issues) and is equivalent to the traditional in-class degree option also offered by LU. The program also offers a lower cost approach to becoming an Industrial Engineer. Our on-campus students can also benefit from this online 2+2 online option by enrolling in the same online courses while they are co-oping, interning, or working full time in industry. For more information, please visit <https://www.guidetoonlineschools.com/degrees/engineering>.

### **College of Fine Arts and Communication**

#### **Department of Art**

Dr. Joana Hyatt, Assistant Professor of Art, was awarded the 2018 Outstanding Art Educator in Higher Education from the Texas Art Education Association.

Professor Kurt Dyrhaug is currently coordinating an International Symposium: cast metal and 3d printing scheduled for July 22-August 10, 2019 at the Atelierhaus Hilmsen Residency in Germany. This prestigious symposium provides participants a unique opportunity to collaborate and exchange knowledge with cast metal, mold making, metal coatings, and 3d printing.

Dr. Stephanie Chadwick, Assistant Professor of Art History, published an article titled “Radical Reconfiguration: Appropriation, Assemblage, and Hybridity in Jean Dubuffet’s Portrait of Jean Paulhan” in the fall 2018 edition of *Art Inquiries*.

Dr. Joana Hyatt, Assistant Professor of Art, will have a book chapter featured in, *MA: Materiality in Teaching and Learning*, Sameshima, Sinner, & Boyd (Eds.). New York: NY, Peter Lang Publishing.

In summer 2019, Assistant Professor Christopher Troutman will exhibit a collection of drawings at the Miyakonojo City Art Museum in Miyazaki Prefecture followed by a second exhibition at the Kagoshima City Museum in Kagoshima Prefecture, Japan. The artwork consists of large-scale drawings combining traditional and digital media, which will be accompanied by students’ digital drawings, representing the expanding drawing curriculum in the Department of Art, made possible through a Distinguished Faculty Research Fellowship.

#### **Department of Deaf Studies and Deaf Education**

Four non-peer reviewed translations to help parents and teachers understand how to work with their deaf child:

Alawad, H. M. (2018). The importance of incorporating and emphasizing fingerspelling for positive literacy achievement. *The Endeavor*, 39-44.

Delgado, N. (2018). What it means to be Deaf: A Latinx perspective. *The Endeavor*, 17-21.

Lawyer, G. (2018). Dynamic Assessment. ReDEAFining Academic Collaboration. Retrieved from: <https://www.redeafiningacademiccollaboration.com/vlogblog>

Wright, J. S. (2018). The role of DeafBlind interveners: A guide for parents and families. ReDEAFining Academic Collaboration. Retrieved from: <https://www.redeafiningacademiccollaboration.com/vlogblog>

### **UNIVERSITY ADVANCEMENT:**

**Lamar University Volunteer Training.** In preparation for the next comprehensive campaign, Lamar University engaged the services of the Association of Governing Boards of Universities and Colleges (AGB) to conduct a survey of major gift donors and volunteers to determine their willingness and readiness to participate in the University’s development efforts. Based on that review, we developed an engagement and training program for key volunteers from the Lamar University Foundation Board of Trustees, Lamar University Alumni Advisory Board, College of Business Board of Advisors, College of Engineering Advisory Council, and the College of Fine Arts and Communication Friends of the Arts Board.



**Lamar University Dinner and Conversation** - Each year, the Lamar University Office of Alumni Affairs conducts “A Dinner and Conversation” for ten LU students to have dinner with a practitioner in their area of interest, which allows students the opportunity to ask questions, and to get insight into their future career. This unique networking program allows LU alumni the opportunity to interact with LU students and provide a unique level of support to their alma mater. Hosts for the Spring 2019 Dinner and Conversation were:

Chad Anderson, a chemical manufacturing veteran with 20+ years’ experience who rejoined the Huntsman organization as Site Director for the Port Neches Operations in 2015. As a Golden Triangle native, he is committed to a collaborative and community focused workplace where his personal, and the Huntsman vision of people, planet, and profit can coexist and thrive. Anderson graduated from Lamar University with a BS in Chemical Engineering in 1996 and currently serves on the Lamar University Chemical Engineering Advisory Council.

His professional background reflects a wide range of experiences and achievements including: start-up activities, major restructuring and reorganization efforts, operations management and support, project management, quality and productivity improvement, organizational development, successor mentoring, and human and labor relations. He previously served as Site Director for Lucite International, Manager of Operations at Arkema, Inc., and Senior Manager from Engineering Works and Operations Manager at Huntsman, Operations Manager at Akzo Nobel Polymer Chemicals, LLC, and a process engineer at Equistar Chemicals.

Nakisha Myles Burns, a strategic thought leader with over a decade of experience in communications, media relations, stakeholder engagement, crisis/issues management, relationship building, and education advocacy. She is known for making immediate human connections by uniting fractionalized groups, instilling a shared sense of purpose, winning support for various causes, and bridging gaps across diverse social, cultural, political and economic lines. She is adept in implementing innovative solutions and strategies to proactively address stakeholder issues and concerns.

Burns graduated from Lamar University with a BS in Political Science in 2002 and with a Master of Public Administration in 2004. While at Lamar, she was an active member of the Student Government Association service as Public Affairs Chair, Social Awareness Chair and Vice President, member of Alpha Kappa Alpha Sorority, and Pi Sigma Alpha National Political Science Honor Society. Currently, Burns is a member of Rotary and serves on the Board of Directors for the Greater Beaumont Chamber of Commerce. Burns is pursuing a Ph.D. in Educational Administration and Supervision at Texas A&M University where she is finishing up her dissertation.

She serves as the Director of Community and Media Relations for Beaumont ISD. Prior to her director role, she served as Special Assistant to the Superintendent and as Communications Specialist. Before working at Beaumont ISD, she worked at the North Forest ISD serving in roles such as the Public Information Officer, Director of Public Relations, Director of Community Relations and Education Foundation, Coordinator of Communications and Community Relations, and Employee Benefits Plan Administrator. She also served as an Adjunct Instructor of Government for the North Harris Community College System.

Alaric R. Harrell, the Director of Process Integration & Optimization at American Midstream Partners, LP located in Houston, Texas. American Midstream is a growth-oriented master limited partnership that owns, operates, develops and acquires a diversified portfolio of midstream energy assets. Currently, he has the overall responsibility of integrating Accounting and Finance processes related to mergers and acquisitions, process improvement and, the implementation of Financial Systems. In a previous role he served as Director – Corporate Accounting and was responsible for headquarters relocation, General Ledger, Accounts Payable, Fixed Assets, FERC Reporting, and Project Accounting. Prior to joining American Midstream Partners, LP, Harrell held Senior Accounting and Finance roles for a large multi-national energy company where he focused on Accounting, Financial Planning, Internal Audit, Internal Controls over Financial Reporting and Treasury.

Harrell graduated from Lamar University with a Bachelor of Business Administration in Accounting in 1999. While at LU, he was involved with the Student Government Association and is a member of Alpha Phi Alpha Fraternity. He is also a Certified Public Accountant in the State of Texas.

Cindy Dinkins Partin, a Licensed Professional Counselor and National Board-Certified Counselor, Partin graduated from Lamar in 1997 with a B.S. in Interdisciplinary Studies, and in 1999 earned her M.Ed. in Counseling and Development. She is Supervisor of Psych Program Services and Program Counselor, specializing in children and adolescents, at Baptist Hospitals of Southeast Texas - Behavioral Health Center where she has worked for 19 years.

The Behavioral Health Center is an inpatient facility for children, adolescents, adults, geriatrics, and VA detox, as well as partial hospitalization outpatient programs. Partin presently specializes working with adolescents. Day-to-day work duties involve psychosocial assessments, developing treatment plans, and conducting individual, group and family sessions. As supervisor, she assists the director in audits and reviewing policies and procedures, as well as overseeing the activity therapy department.

Partin has served as a “Super User” to convert treatment plans from hard copy to electronic copy in 2014-15. She served as a Partners in Caring Representative for the hospital for over 13 years. As a representative for the hospital she attends monthly CRCG (Community Resources Coordinating Group) meetings to discuss outside adolescent and children cases for further assistance with treatment. She has presented topics on “Bullying” at local schools and school districts. She has presented topics on “Stress in the Workplace” for the hospital and for outside organizations and employers.

Partin serves as a member of the Counseling and Special Populations Advisory Board at Lamar University, as well as American Counseling Association. She is a past member of the Lamar University Alumni Advisory Board. Partin is a sustaining member with the Junior League of Beaumont where she served as President in 2014. She currently serves as Junior League sustaining advisor for Membership Council. She also served on the Board for the Beaumont Children’s Museum. She and her husband Chris live in Beaumont. She has fond memories of her days as Lamar Student Government Association President and President of Zeta Tau Alpha sorority as well as wonderful recollections of working in the Student Engagement Office and being involved in campus activities and orientation

Julie Rodriguez earned her BS in Mechanical Engineering and BS in Mathematics in 2009 from Lamar University, and earned her MBA in 2018 with a concentration in International Business from University of St. Thomas in Houston, Texas. Rodriguez is a member of Pi Tau Sigma, SWE, and very active in affinity groups within ExxonMobil. Rodriguez is the Global Marketing Advisor for the Chemical Intermediates Business at ExxonMobil Chemical. She has held various jobs in Manufacturing and in the Business in the past 10 years from Machinery Engineering, Reliability Engineering, and Project Management.

Rodriguez continues to support Lamar University in various ways. She is a member of the Mechanical Engineering Advisory Council and has been a visiting speaker to the Mechanical Engineering Design class and member of the Lamar University Alumni Advisory Board. She served on the ExxonMobil recruiting team for the past 5 years at Lamar where her focus is recruiting diverse, talented students to be the next generation of Engineers to lead innovative solutions. Rodriguez’s service to the University also includes participating in recruiting events in the Houston Area.

Rodriguez’s service to the community extends beyond Lamar University. She was a Professional on Loan to United Way during a fundraising campaign, she volunteers with Junior Achievement, and has developed mentor-protégé relationships with students to serve as support through their journey. Rodriguez resides in Houston and her two hobbies are Yoga practice and long-distance cycling. As a professional, she believes achieving work-life balance is part of having a successful career.

Paul Scheurich graduated from Lamar University in 1982 with a Bachelor of Science degree in Criminal Justice. He subsequently received his Juris Doctorate in 1985 from South Texas College of Law Houston. He returned to Beaumont to begin his law career with Benckenstein, Norvell, Bernsen & Nathan where he gained extensive trial experience. He became a partner with the firm in 1990 and was Managing Partner from 1996 through 2000. He is board certified in personal injury trial law by the Texas Board of Legal Specialization and civil law by the National Board of Trial Advocacy.

In 2000, Paul transitioned from private practice to join the legal department for Entergy Texas where, as Assistant General Counsel, he oversees the commercial and casualty litigation, as well provides general legal support to the various operating groups of the company.

While raising his four children, he was active in St. Anne Church, St. Anne School, Monsignor Kelly Catholic High School, Boy Scouts, West End Little League, and Beaumont Little Dribblers. He resides in Beaumont with his wife Anna.

Dr. Andrew Victores, a native of Beaumont, attended Lamar University as part of the TALH program and graduated from Rice University summa cum laude in 2008 with a degree in biochemistry and cell biology. He completed medical school and otolaryngology-head and neck surgery residency training at Baylor College of Medicine in the Texas Medical Center. During residency, Andrew trained in all aspects of adult and pediatric head and neck surgery. He continued his training with a fellowship in Rhinology and Sinus Surgery at Johns Hopkins Hospital, where he focused on advanced, minimally invasive techniques to treat disorders of the nose and sinuses. Andrew has authored numerous publications and presented at national conferences in the fields of sinus surgery, skull base surgery, and sleep medicine. He also served on the Rhinology & Paranasal Sinus Committee for the American Board of Otolaryngology – Head and Neck Surgery. Andrew joined Southeast Texas Ear, Nose, and Throat in 2018 and treats all aspects of otolaryngology with a specialization in the medical and surgical treatment of the sinuses as well as the treatment of allergies.

### **CAPITAL IMPROVEMENTS:**

#### *Current projects*

The Science and Technology Building achieved Substantial Completion in February. Being the first entirely new academic building to be added to campus in more than four decades, it will provide Lamar with a showcase facility to assist in recruiting quality students and faculty, to transform its STEM programs and be more competitive in the marketplace. Construction costs were budgeted at \$48M, and total project cost at \$60M; given significant buy-out savings, the project is expected to stay well within that figure.

In April 2018, a severe weather event tore a large portion of the roof off the Police Department building in the center of campus. Rain infiltrated the building causing significant damage to the remaining interior finishes and rendering the building uninhabitable. The damaged roof will be replaced, and the interior of the building will be restored and renovated to meet modern codes. The renovated building will be for the exclusive use of the Lamar University Police Department and will accommodate an updated dispatch area and a secure evidence room, both of which did not previously exist. The Lamar University Post Office, which shared the building before the storm, has permanently relocated to another area. The police building renovation began in February and is scheduled to be completed in August 2019.

With the completion of two major administrative buildings, new on/off ramps from Highway 69/96/287 to Rolfe Christopher Drive and minor landscape improvements, Lamar has begun the process of defining a new campus entrance on the south side. The next step is the design and construction of a new Welcome Center and other defining entry/boundary features. Mentioned previously, the Welcome Center will be the first stop on campus for prospective students, family members, alumni, and other visitors. Along with providing information about the campus, Lamar history, academic programs, athletics, and student activities, the Center will be the starting point for campus and housing tours. Structured presentations, interactive displays, and promotional materials will be used to help prospective students envision their future within the Lamar community. Schematic design is complete and design development is underway. Construction is estimated to commence in August.

Many of Lamar's athletic facilities are undergoing upgrades and improvements. The renovated men's and women's basketball locker rooms in the Montagne Center opened for student athlete use in October and the new artificial turf playing surface at Vincent Beck field was completed in mid-January in time for spring practice, along with the new shot put ring at Ty Tyrell track. The student athlete nutrition bar in the Dauphine Center opened in January. The recently revamped football scoreboard, an upgraded student athlete study room in McDonald Gym, the new speaker system at the soccer field, and several other small projects are in the assessment or planning stages all contribute to the steady revitalization of campus athletic facilities.

Many improvements are underway or have been complete in multiple academic buildings including replacement of outdated light fixtures with high efficiency LEDs in eight buildings, and upgrading of finishes, furnishings and technology in many classrooms across campus. Schematic Design has begun on renovations to the 256 seat Science Auditorium, and future renovations to the Dishman lecture hall and the Hayes Biology building labs are in the planning stage. Building envelope repairs to the Geology and Social & Behavioral Sciences buildings are scheduled to commence during 2019. Roof replacements on at least two academic buildings are also scheduled for initiation during 2019 and plans are underway to renovate the current Shipping and Receiving building for use as a music annex facility.

Facility condition assessments were conducted on the Mary and John Gray Library and the Plummer Building to determine renovation scope, budget, and phased renovation plans for life safety and building system upgrades. Project plans for both facilities are being developed and we expect to begin the design phase for the Plummer Building renovation in the immediate future.

The former concrete mix plant property to the southeast of campus was purchased earlier this year and the previous owner will have the site cleared by the end of April. Lamar will regrade and sod the site to serve as additional recreational sports fields. Additionally, a former machine works site immediately adjacent to the football stadium lot has also been purchased and is now vacant. Short term plans entail relocation of Shipping & Receiving and long term planning to create a Facilities Management complex has begun.

### **INFORMATION TECHNOLOGY:**

#### *Completed projects*

In response to increasing trends in email impersonation, additional measures were implemented to aid LU students, faculty, and staff in the identification of emails originating from non-LU systems. External emails are now flagged with [External] in the subject line as well as an alert message in the body of the email. Unsolicited feedback has been generally positive.

As an additional security measure, the use of multi-factor authentication, known by the LU community as LEA 2-step, has been expanded in use to provide secure self-service capabilities for the update of certain employee information.

A pilot project was completed which tested and validated the use of Amazon Web Services (AWS) as an extension of data center services. The pilot included the use of AWS for our current virtual lab environment which is used to support online courses with software-based lab requirements. The successful pilot provides alternatives to on-premise and off-site business continuity infrastructure.

#### *Current projects*

The implementation of the cloud-based Ellucian Analytics platform will support institutional advancement in data utilization and enhanced data-based decision making using data within the Ellucian ERP system. The scheduled go-live for Human Resources is Spring 2019 followed by Finance and Student.

The amount of data in our campus data centers is reaching a level which will exceed the capacity of our current data backup solution. A new backup solution based on a hybrid approach using both on premise and cloud-based architecture is in progress and will extend our backup capacity well before our current system reaches critical limits. In addition, the new solution will offer significant cost savings over a three-year period.

The IT Division along with various campus stakeholders is actively engaged in an IT strategic planning exercise. Various focus groups were conducted as well as peer reviews from other Texas higher education institutions. The TSUS review of the cloud-based ERP market also informs future strategy. The draft strategic plan will be presented in May 2019.

*New projects*

Pilot projects have been initiated for mobile device management (MDM) and mobile application management (MAM) utilizing capabilities with the currently licensed Microsoft product suite. MDM and MAM will enhance the ability to control and manage Lamar University owned mobile devices as well as manage data stored within mobile apps used to access LU data.



# SAM HOUSTON STATE UNIVERSITY

President's Briefing for the TSUS Board of Regents  
May 2019

## RECRUITMENT AND RETENTION

Our newly-launched Quality Enhancement Plan (QEP) is dedicated to increasing active learning in the classroom. While general retention of first-year students into their second year has historically been 77-78%, the success rate of students in core first-year courses and disciplines is low. Because success in first-year courses is inextricably linked to retention to the second year, this QEP is particularly interested in improving student performance in these critical core courses. The 2019-2024 QEP will provide the resources, support, and motivation for full-time faculty members to integrate the evidence-based best practice of active learning in their classrooms.

*U.S. News & World Report*, the global authority in education rankings, has named SHSU as a top performer. SHSU ranked 3<sup>rd</sup> in the nation for Best Online Graduate Criminal Justice Programs and 28<sup>th</sup> in the nation for Best Online Graduate Computer Information Technology Programs. The 2019 rankings assessed programs based on engagement, credentials and training, services and technologies, expert opinion, and student excellence.

## INSTITUTIONAL DEVELOPMENT

As of April 5, the university received more than \$16 million from 7,700 donors who made 15,300 gifts. Last year during the same period, 7,250 contributors made 15,200 gifts for \$11.25 million. The "Honoring Traditions. Creating Futures Campaign" stands at the \$120 million mark in gifts, pledges, and verbal commitments. Several major gift proposals are pending for the campaign, causing great optimism for reaching the overall goal of \$125 million.

Alumni Association membership is at 13,250, including 3,200 Life Members. Almost 13% of all addressable alumni hold membership. Through the first seven months of the fiscal year, 15,500 alumni and friends attended more than 250 meetings and events. On April 9, Alumni Relations relocated to a larger and more visible alumni center on Sam Houston Avenue between 17<sup>th</sup> and 16<sup>th</sup> Streets, across from the Sam Houston Village residential facility.

Marketing & Communications (MarCom) completed over 5,000 projects and recorded 21,225 media placements. The university's Facebook monthly reach averages 371,000.

Through March, the Sam Houston Memorial Museum welcomed nearly 26,000 visitors, including more than 4,500 schoolchildren. The museum's W.S. Gibbs Conference Hall hosted 200 events with over 13,000 guests.



# SAM HOUSTON STATE UNIVERSITY

The alumni-development database has 145,000 individuals with valid addresses and 128,000 valid telephone numbers. The Advancement Services Department has overseen 1.3 million records updates.

## **CAPITAL IMPROVEMENTS**

The Proposed College of Osteopathic Medicine facility is approximately 37% complete.

The Art Complex is approximately 74% complete.

The Lowman Student Center Expansion Phase II is 25% complete.

The Woodforest Bank Athletic Center is 10% complete.

SHSU has participated in the Entergy Solutions Program since 2009, completing a wide variety of energy efficiency projects that in total have saved over 7.3 million kWh, and recently SHSU received an incentive check from the program for \$27,409. The program provides technical and financial support to help commercial Entergy customers identify and implement projects that reduce energy usage. With the addition of the latest check, SHSU has earned \$372,564 in incentives over the past ten years and is projected to save over \$658,000 in electricity costs annually.

## **INFORMATION TECHNOLOGY**

SHSU VP's are continuing a process of establishing sustainable controls, procedures and collaboration to prioritize major IT campus efforts in a holistic approach. Cross divisional teams are making improvements and evaluating opportunities at both the resource and planning phases to ensure predictable and efficient major initiative implementation. In a time when time to execution is shortening and complexity of projects is increasing, we see a need to modernize our approach to adapt to the dynamics of service delivery model that must accommodate continual and fast change.

In preparation for the SACSCOC on-site visit in April, SHSU IT has been assisting campus with completing required documentation and preparing technology needs to support campus. In addition to equipment needs, IT has assisted with digital visual content delivery of our QEP across the campus.

IT staff member Adam Furbee was recognized at an the annual national JAMF User Conference for his development of a tool using their resources that improves the ability for critical operating system updates to be deployed quickly and reliably for Mac users. His resource is now being used nationally to improve efficiency of operations throughout the JAMF user community.



# SAM HOUSTON STATE UNIVERSITY

IT is partnering with the proposed College of Osteopathic Medicine on selection and implementation of various software and hardware solutions as well as initial design and planning for the COM Practice Plan facility.

## CAMPUS SPECIFIC ITEMS

Hanna Alberto made history for the SHSU golf program when she teed off at the Augusta National Women's Amateur. Alberto was one of 72 golfers from around the world who participated in the first ever women's event at the historic Augusta National, site of The Masters.

SHSU women's basketball coach Ravon Justice was named Southland Conference Coach of the Year. She joined SHSU after two successful seasons as head coach at Prairie View A&M. Justice took on a team who had won only seven games in their previous two seasons and led them to a 16-12 overall record. She is the first Bearkat coach to have a winning record in her first year.

The 10<sup>th</sup> Court of Appeals, based in Waco, Texas, heard three appellate arguments at a special session of the Court at SHSU in April. Hosted by the Center for Law, Engagement, And Politics (LEAP), the three-judge panel heard cases in the Beto Criminal Justice Center's Hazel B. Kerper courtroom. Students, faculty, and staff, along with the community, witnessed the proceedings. This is the eighth year that the 10<sup>th</sup> Court of Appeals traveled to Huntsville to hear arguments.

SHSU Director of University Events, Charlene McWilliams, was honored with a 2019 Texas Star Award for "Best Event for a Non-Profit Organization (under \$75,000)." This recognition marks the 3<sup>rd</sup> consecutive year for McWilliams to win the award.

Junior Laci Kaye Booth is on her way to Hollywood after her stunning performance impressed American Idol judges during the series' premier. Booth, a 23-year-old kinesiology and applied exercise science major from Livingston, Texas, advanced to the next round of American Idol when she received a golden ticket from the judging panel.

The American Association of Colleges of Nurses (AACN) awarded a mini-grant to SHSU's School of Nursing. The School of Nursing will partner with the Newton Gresham Library to help expand awareness for the National Institutes of Health (NIH) *All of Us* Research Program. NIH's *All of Us* Research Program aims to collect data from one million or more people living in the U.S. with diverse lifestyles, environmental and biological backgrounds in an effort to accelerate research on ways to improve health through individualized prevention, and treatment, also known as precision medicine.





**SUL ROSS STATE UNIVERSITY**  
**President's Briefing**  
**Texas State University System Board of Regents**  
**May 2019**

**RETENTION AND RECRUITMENT**

During the first quarter of 2019, the enrollment management functions of the University concentrated on recruiting and hiring a full staff with their focus on service delivery and assessing the strategic enrollment management enterprise.

**Recruiting**

Our incoming student statistics appear healthier in many areas. Based on reorganization efforts and responsibility shifts, the Enrollment Management Division established a more effective recruiting plan which focuses on data from a three-year period using 2017 data as a baseline measure to provide the most updated and current trends.

In Alpine, applications for freshmen 2019 are up 11% over 2017 and down 7% from 2018. Acceptances are down 13% from 2017 and up 2% from 2018. For Fall 2019 transfers, applications are up 39% over 2017 and up 22% from 2018. Acceptances are down 32% from 2017 and flat from 2018. Summer applications for 2019 are slightly up from both 2017 and 2018 and acceptances are approximately the same as the last two years.

In Del Rio, Eagle Pass, and Uvalde, students historically apply later leaving data unresolved at this time. However, transfer student applications show increases of 27% higher than 2017 and 38% higher than 2018. Data currently show 100% increases in transfer students from 2017 and 37% from 2018. Applications for summer 2019 remain steady with 2017 levels while acceptances show decreases of 48% from 2017 and increases compared to 2018 by 26%. The enrollment management staff continue to evaluate data to determine causality for these trends.

**Retention**

Enrollment Management partnered with Academic Affairs to discuss the opportunity to institutionalize The Learning Center, a grant-funded tutoring operation located in the Wildenthal Memorial Library. Since the grant ends in September 2019, we plan to explore ways to incentivize programming in the Library to also include a student success center with a full-time retention position. Current discussions include grant opportunities and ways to incorporate the existing Lobo Den advising center into the overall plan.

The Lobo Den advising center transfer from academic affairs to enrollment management assures that students receive professional advising that includes discussions about degree plans, financial aid opportunities, and student services for retention increases. To address student needs with timely information for individual planning priorities, the Lobo Den developed a communications calendar to formalize the contact with students.

In addition to this work, the Lobo Den plays a vital part with New Student Orientation as well as the ongoing communications for student registration.

### **Strategic Enrollment Management**

In February, we completed the SEM (strategic enrollment management) assessment for Del Rio, Eagle Pass, and Uvalde and delivered the report to the President and executive staff. The iterative process set for reviewing the enrollment goals for the Strategic Enrollment Management Plan continues as we compile feedback from faculty, staff and students. We plan to distribute the report to the Del Rio, Eagle Pass, and Uvalde campus community by the end of the spring semester. Following receipt of additional feedback, a final draft will be produced for those campuses, with a target completion date of July/August 2019 for the President's review.

Simultaneously, faculty and staff at the Alpine campus recently began the assessment phase of the SEM Plan for the main campus. Data collection will continue through the summer semester, with the goal of providing this assessment to the President before the start of the fall semester 2019. We expect to complete the final draft by October following an intense semester of assessment. We will present the final plan to the President by December. While both processes include similar components, the results differ due to the unique locations of the campuses, the dynamics of the student population at the different campuses, and the course delivery systems employed at each site.

### **Reorganization**

After several months of assessment within Enrollment Management, new goals and job responsibilities resulted in a complete reorganization. The staff for all locations of Sul Ross State University now provide a stable, clear, and strategic mission for all areas including admissions, student services, financial aid, and retention services. Staffing in Enrollment Management continues to improve as we make hiring decisions for key positions in the Office of Admissions in Alpine. Our goal moving forward includes opportunities to retrain our staff to reflect a client focused service delivery.

The restructure prompted us to reimagine the responsibilities for our recruiting and admissions office. Specifically, our recruiters must now enhance their presentations skills and their adeptness for providing content included in those activities. Our financial aid office made technology a core focus to better manage case files and equip our students with better information to benefit their academic success. By using data that shows response rates from students, we determined that our most successful communication strategies involve personal interactions that include text messages and phone calls. Based on this one communication strategy, the university yielded approximately 32% higher freshmen registrations as compared to last year. This positive trend indicates that the personal approach appears far more successful. While this approach benefits the students, we also see that this more aggressive recruiting and retention strategy works better for our institution.

We recently hired a media specialist to assist Enrollment Management with experience in marketing and visual arts. With a stronger focus on enrollment management marketing, we anticipate increased collaboration from other areas across the campuses. This new position will assist in planning recruitment campaigns, visual media, and coordinate with the creative services team to enhance the public presence of the university. While this position along with the development of the strategic enrollment

management plan plays an important role in the ongoing enrollment efforts at Sul Ross, we will continue to assess new information and our strategies to ensure that we make data driven decisions moving forward.

### **Student Programming**

As a result of surveys, on-site questions, and anecdotal information, we modified our new student orientation programming and plan to continue new initiatives for the summer. Our first new student orientation with enhanced experiences debuted on April 12-13. Sul Ross previously held orientations in summer months only, which missed the majority of high school seniors' initial college decisions. Best practices indicate that graduating high school seniors make academic decisions in April, which prompted Sul Ross to modify dates, activities, and increase personnel. We developed new media programming, retrained faculty and staff, hired Lobo Ambassadors, and initiated discussions with corporate sponsors. The enhanced programs will continue over the summer.

President Kibler and the Enrollment Management staff developed a new vision for student success and retention called The FRONTIER Student Experience. Following several months of planning, a new intense pre-Fall orientation camp will incorporate components that take students through their first year of college life. Of particular attention, the new program moves with students from freshmen year to senior year by utilizing programs that work at each level. To fund the new experience, we developed sponsorship levels and will add grant funding for increased retention efforts. The addition of the Lobo Ambassador program promises to engage current students to further enhance key retention touchpoints.

## **INSTITUTIONAL EFFECTIVENESS**

The Office of Institutional Effectiveness promotes continuous improvement as detailed in the sections below.

### **Annual Satisfaction Survey**

The Office of Institutional Effectiveness launched the annual Satisfaction Survey in March 2019 to measure faculty, student, and staff satisfaction with library services, distance education, and facilities. The survey provided information about our effectiveness in those areas. The President's executive cabinet will use the data to assist with decision making and planning for future needs.

### **Academic and Administrative Program Assessments for SACSCOC**

To engage both the faculty and administrative offices in assessing functions and programs, the Institutional Effectiveness office scheduled a series of workshops to support annual program evaluation. Most recently (March 29, 2019), 25 faculty from Alpine, Del Rio, Eagle Pass, and Uvalde met in Del Rio to work on common academic assessment reports.

### **Innovation Grants**

The Institutional Effectiveness office offered innovation grants for the first time this spring to all areas of the university. Eleven applications were received. The review committee will select eight for \$1000 funding each. Each grant supports programming that upgrades, enhances, and/or refines their existing designs.

### **Strategic Plan**

Institutional Effectiveness funded several strategic plan initiatives recently. The Strategic Plan includes opportunity for the university to focus on Sustainability as a core concept. Toward that end, two faculty members participated in the Association for the Advancement of Sustainability in Higher Education (AASHE) conference with funding by the IE office. In addition, the Strategic Plan incorporates a greater emphasis on research. To support this activity the IE office also provided some funding for the Annual Research Symposium scheduled in April at the Alpine campus.

### **National Survey of Student Engagement (NSSE)**

Following the most recent NSSE at Sul Ross, the IE office and select faculty members used the data to successfully apply to participate in the annual Teaching and Learning National Institute held at the Evergreen State College in Olympia, Washington in July. The SRSU team will develop a plan that incorporates this year's theme of Learning with Peers by using the data gathered from the survey. The team intends to use this data to enhance the learning experience for undergraduate and graduate students at all campuses.

### **Liberal Education and America's Promise (LEAP) Texas Conference**

Our Director of Institutional Effectiveness participated in the LEAP conference held in Houston on March 31 – April 2. Dr. Belle Wheelan, SACSCOC President, served as the opening plenary speaker, and she addressed the new and revised SACSCOC principles. The university remains committed to ensuring that we stay updated on required accreditation principles to prepare for our 5<sup>th</sup> year report in 2023.

## **CAPITAL IMPROVEMENTS**

Sul Ross continues to make progress as we enhance and renovate our facilities located in Alpine. Sul Ross leases facilities from Southwest Texas Junior College for the three other campuses in Del Rio, Eagle Pass, and Uvalde.

### **Campus Access Phase One**

Following several evaluations of the Campus Access Phase One project which included the Zuzu Verk Memorial Amphitheater and east/west campus foot traffic connections, we determined that the work performed left certain areas unsafe. We initiated discussions with the contractors and with the Vice Chancellor from TSUS to determine the most immediate solutions. After several discussions, we decided the best course of action for the contractor, Pride General Contractors from El Paso, is to replace the retaining walls and repair other identified areas. This situation set back the completion of the Campus Access Phase One project and ultimately the start of Campus Access Phases Two and Three.

### **Campus Access Phases Two and Three**

We submitted plans for the Campus Access Phases Two and Three to Line and Space from Tucson, AZ, after terminating the services of the original architect that provided the design work for Phase One. We expect to provide initial comments after their next submission in June 2019.

### **Sul Ross Visitor Center in Alpine**

We continue to work on the concepts for the proposed Visitor Center. The Vandergriff Group of Midland developed the conceptual design and we received the cost information from Riddle and Goodnight. These plans remain under review as we evaluate the total project costs for this project. The Visitor Center remains a strong priority through our

Campus Master Plan.

### **Tuition Revenue Bond Requests**

Sul Ross submitted a Tuition Revenue Bond (TRB) request his legislative session to enhance and expand the Fine Arts Facilities in Alpine. The renovations will include the studio theater, opportunities to address additional studio needs, a new band recital hall, and shared rehearsal space along with general interior updates. In addition, we plan to update the ceramics and sculpture studios including an updated HVAC system and drainage structure. This project also includes renovation of the widely used Marshall Auditorium theater to include a hydraulic stage, dressing rooms, flexible seating, new sound and lighting and improved acoustics. And finally, we incorporated the renovation of the Kokernot Lodge and Amphitheater in this TRB request to restore the historic lodge and outdoor theater. These renovations will address the lodge facility to update and upgrade the existing building and reconstruct and enhance aspects of the old outdoor theater. Our TRB request for these renovations totaled \$25.5 Million.

Sul Ross also submitted a TRB request to construct an academic building at the Eagle Pass Campus. This building would serve as the first Sul Ross owned facility for the Middle Rio Grande Campuses. The academic building would focus on STEM education and house the pre-engineering, pre-law, nursing education center and a library to serve the needs of the nine-county area. Ongoing discussions continue with Southwest Texas Junior College regarding the partnership and opportunities for this building.

### **Museum of the Big Bend Expansion**

Through significant fundraising efforts and several years of conceptual discussions, we recently launched a fund-raising campaign for the Museum of the Big Bend's Expansion. The additions and enhancements will provide increased event space, exhibit areas, education rooms, and storage. At the recent 33<sup>rd</sup> Annual Trappings of Texas event, the museum's Directors Advisory Council continued their discussions with patrons to support the proposed expansion. Fund raising is on target with the plan to launch the expansion in 2020-2021.

## **INFORMATION TECHNOLOGY**

The following information provides a brief overview of several activities within the information technology division.

### **Managed Services Contract for Support of Enterprise Applications**

Sul Ross generated and posted a Request for Proposal (RFP) as we consider options for the support of our enterprise applications: Banner, our document imaging system, reporting, and others. The current contract with Ellucian Technology Managed Services (TMS) expires August 31, 2019. Enterprise applications serves an important function for the university to maintain records and conduct daily business in all areas. Following the 2018 Legacy Plan and Taskforce recommendations regarding university operating systems, the Chief Information Officer met with university data owners to discuss needs, opportunities, and challenges to gather data to incorporate their input in the direction for future managed services.

### **Touchnet OneCard VIP Solution**

Following a recent review of our identification and access card system, we initiated the process to update and upgrade our card system. We replaced the outdated system with Touchnet's OneCard VIP solution to provide one card to students, faculty and staff. The

addition to enhance safety and security in the residence halls, academic buildings and administrative buildings we incorporated the OneCard access for each one. In addition, this card provides access for dining services through ARAMARK Point of Sale (POS). This new solution offers a richer set of features than the traditional card access system and integrates with applications such as Banner, ARAMARK, and other retail areas on campus. We will continue to assess more areas for value-added opportunities on the Alpine campus including access control, attendance tracking, and use of the mobile app at all locations.

### **Residence Halls Internet Service through Apogee**

In 2014, we added Wi-Fi capability for all residence halls, making Sul Ross one of the few universities in the state to provide this service across all residential living areas. Our contract with Apogee ran its course and we have begun negotiations for a new contract for internet services in the residence halls. Currently, Apogee offers a more robust internet service at a reduced cost. Following student usage surveys, we also determined that most students no longer use cable TV and prefer streaming TV services through their internet connections. As a result, we will eliminate cable television services from the residence halls beginning this summer. We developed an awareness campaign to inform our residents about the elimination and the increased bandwidth from 20MB to 100MB to allow them to evaluate their personal equipment and subscription services options.

## **UNIVERSITY DEVELOPMENT AND RESEARCH**

Sul Ross continues to show improvement in development and advancement areas as the staff become more knowledgeable and develop plans.

### **University and Foundation Endowment Growth**

Sul Ross received \$434,474.50 in gifts for the beginning quarter of 2019. The university endowment grew by 10% over the past fiscal year. The University Foundation Endowment showed growth and increased to over \$4 Million in gifts. Most recently the Foundation received a gift in the amount of \$150,000 to develop a Habitat Management program. The gift will support the creation of an endowed chair position and is the fourth for the Borderlands Research Institute within the past five years.

### **Advancement and Donor Relations**

The Advancement Office went live with the new database management system in early April. The University Foundation met for their quarterly meeting and addressed the creation of several initiatives to enhance the relationship between the foundation and the university. The Foundation approved the idea of "micro grants" for students classified as seniors to assist them with funding to see them through degree completion. The Foundation plans to raise funds to match current unallocated scholarships. The Development and Alumni office recently acquired the services of Bentz Whaley Flessner consulting to provide opportunities for professional development for the staff.

### **Creative Design, Communications, and Marketing**

The Creative Design Team met with Derrick Alexander, Texas State University System Director of Creative Services to develop a strategy to redesign the public website. The discussions centered on the various audiences for the website including prospective and current students, parents, faculty, staff, alumni and friends. Alexander provided education and served as a resource to the campus constituents in discussions about the time frame, process, and strategies for a successful website redesign. The university

created a Website Redesign Project Team that includes faculty, staff, and students to develop the process and make recommendations to ultimately issue an RFP for the website redesign. The redesign efforts will serve as a priority over the next year to enhance the image and brand of the main website.

### **Alumni Relations**

The Alumni Relations Office in conjunction with the President's Office and Athletics Department hosted the annual Alumni Gala on March 30, 2019. The event attracted over 215 attendees to celebrate accomplishments by alumni in their sports careers and professional careers. The University awarded the Slingin' Sammy Baugh Outstanding Award to two individuals who show significant support to Sul Ross.

The Alumni Office recently held the annual Ring Days for students to order their class rings and plans to host the Ring Ceremony on the evening of May 16. We continue to receive applications for the Director of Alumni Relations and in the interim, the office functions under the direction of the Executive Director for Administration and Development and a team of staff.

### **Center for Big Bend Studies (CBBS)**

The CBBS continues to seek funding from various sources for operational expenses, the Trans-Pecos Archaeological Program (TAP), and for research of the historic period.

The CBBS remains actively engaged in archaeological research on several private ranches, primarily focusing on Pinto Canyon Ranch (PCR). Recent work since the last report has concentrated on the following sites: Second Gate, Deep End, and Spirit Eye Cave. Our research at Spirit Eye—a large cave with two entrances and several tunnels—continued through analytical work. We established collaborative agreements for analyses from the site with several specialists (e.g., direct and contact human mtDNA, perishables, maize DNA, Chagres DNA, stable isotopes, and obsidian sourcing) that will enhance our research. These analyses will help guide further fieldwork at the site. Analytical work also continues on the materials recovered from the Genevieve Lykes Duncan site.

The CBBS continues to work on a searchable rock art database for the region and on our massive 1,200+ page report on the long-term archaeological survey of Big Bend National Park. CBBS staff began working on Volume 30 of the *Journal of Big Bend Studies*; Volume 28 of *La Vista de la Frontera*, the Center's annual newsletter, published in early January. In January 2019, the CBBS used Texas A&M Press to publish *In the Shadow of the Chinatis: A History of Pinto Canyon in the Big Bend of Texas*, a Center initiative and written by a CBBS staff member. Several other outside manuscripts remain under consideration for publication, including one on past work by an early researcher in the region, J. Charles Kelley, along Mexico's Río Conchos.

Following the historic agreement (Memorandum of Understanding) last summer between the CBBS and Mexico's *Instituto Nacional de Antropología e Historia* (INAH), the parties continue to collaborate in a variety of ways. We recently collaborated with INAH representatives during several initiatives in March: during several presentations in Mexico (Mexico City and Puebla) as well as during initial filming in Chihuahua for a documentary on Cabeza de Vaca. In addition, the CBBS is spearheading a possible Memorandum of Understanding between SRSU and Mexico's *Archivo General de la Nación*.

Recent CBBS grants and donations received total \$224,071:  
\$69,071 received from individuals as donations  
\$155,000 awarded from foundations as grants

### **Rio Grande Research Center (RGRC) in the Department of Geology, Biology & Physical Sciences**

RGRC personnel continue to study the geomorphology, hydrology and aquatic habitat of the Rio Grande in Boquillas canyon and in the Lower Canyons, located downriver of Big Bend National Park. The river in this area is federally designated as "Wild and Scenic" and recently received media attention due to the proposed border wall and regional groundwater extraction. In the fall of 2018, the Big Bend Natural History Association invited Dr. Kevin Urbanczyk, Director of Research Center, to participate in the filming of a documentary on the Lower Canyons. A trailer for the documentary can be found at: [https://vimeo.com/321819771?fbclid=IwAR1sNYh7GnBZEH4jVrC4EnwqdkW\\_9XfUWwiHz5QmumuNCDmQ47K2VEMRqYw](https://vimeo.com/321819771?fbclid=IwAR1sNYh7GnBZEH4jVrC4EnwqdkW_9XfUWwiHz5QmumuNCDmQ47K2VEMRqYw)

The documentary will air in early summer. Other RGRC activities include work with graduate students to develop and implement protocols for field data collection using UAVs (drones) and LiDAR technology. These technologies allow for high resolution mapping of geomorphology and land cover using elevation models and mosaicked photo imagery. The researchers use this technology to monitor riparian areas of the Rio Grande and upland tributaries. Dr. Urbanczyk recently received FAA certification as a drone pilot and plans to train selected graduate students for them to receive the same certification.

### **Borderlands Research Institute (BRI) within the College of Agricultural and Natural Resource Sciences**

The BRI's mission is to help conserve the natural resources of the Chihuahuan Desert Borderlands through research, education, and outreach. To meet that mission the BRI plans and conducts research investigations on various aspects of the natural world and provides the results to the land managers so that they may more effectively manage the resources with which they are entrusted. Here are highlights for January through March 2019:

#### **Grants/Gifts:**

- BRI received \$1,000,000 pledge and first installment (\$250K) to establish the James A. "Buddy" Davidson Endowed Chair in Conservation Biology from the James A. Buddy Davidson Charitable Foundation toward the Conserving the Last Frontier Campaign.
- BRI received \$400,000 to establish the John B. Poindexter Endowed Fellowship from John B. Poindexter and friends as part of the Conserving the Last Frontier Campaign.
- BRI received \$25,000 grant from Park Cities Quail Coalition
- BRI received an additional \$53,000 of gifts and grants from various donors.

#### **Events/Activities/Awards:**

- Dr. Patricia Moody Harveson was named the James A. "Buddy" Davidson Endowed Chair in Conservation Biology



- >40 BRI students and staff participated in and presented at the Texas Chapter of The Wildlife Society Meeting in Conroe
- BRI presented at Dallas Safari Club Convention, Rio Grande Joint Venture, Mitchell Foundation, and other conservation partners.

### **University Grant Proposals in Progress**

SRSU re-submitted a \$70,000 grant to the American Chemical Society Petroleum Research Fund – Undergraduate Research Program, by Dr. Yanfeng Yue. This proposal, “Microporous Carbon Monolith Synthesis and Natural Gas Adsorption,” seeks to open new avenues for improving the capacity for natural gas storage.

Dr. Esther Rumsey, submitted a grant proposal for \$35,000 to the U.S. Department of State, Bureau of Educational and Cultural Affairs for the USA Study Abroad World Learning Program. The grant would assist in building international studies and study abroad curriculum.

### **CAMPUS SPECIFIC ITEMS**

The following informational items provide a brief description of the numerous activities across all campuses as well as accolades featuring students, faculty, and staff.

#### **International Studies Program**

Dr. Esther Rumsey, Director of International Studies, received a grant from the Fulbright Foundation to participate in a Fulbright Foundation travel program to India during March. The program includes participants from institutions of higher education across the nation that invest in the development of international studies programs at their institutions.

During summer 2019, the Office of International Studies plans to host an English Language Institute in Alpine. The institute showcases the collaborative partnership between Sul Ross State University and the Autonomous University of Chihuahua.

In April, one faculty member and two students from Tallent College in Qinzhou, China experienced Sul Ross and life in the Big Bend. Qinzhou is a prefecture-level city in Guangxi, China, lying on the Gulf of Tonkin and with an urban population of 433,000. The professor and students participated in the SRSU Cultural Awareness program, a two-week program that gives prospective students an opportunity to experience life in Alpine. The Office of International Studies sponsored the experience. Dr. Esther Rumsey, Director of International Studies, plans to teach conversational English at Tallent College in June.

#### **Small Business Development Center**

Cynthia Yadira Gómez of the Sul Ross State University Small Business Development Center (SBDC) in Eagle Pass received the 2018 State Star Award from America’s Small Business Development Center. This is the second consecutive year Ms. Gómez receives this honor with this prestigious accolade. Ms. Gómez, Senior Business Advisor, has served the SBDC for 14 years.

The Alpine Small Business Development Center recently transferred reporting lines from the Academic Affairs division to the Budget and Finance division. This reporting change also includes the opportunity for an enhanced role by the Director of the SBDC to oversee both the Alpine and Eagle Pass SBDC operations.

### **Sul Ross State University Dual Credit Opportunities**

The university continues to engage area and regional high schools with opportunities to expand their dual credit offerings. The Executive Vice President and Provost recommended a position to oversee the dual credit offerings in order to centralize the activities and programs for increased accountability. Ms. Susan Spring, Lecturer in English, received the designation as the Dual Credit Coordinator for the university. Ms. Spring will work with regional school districts in the development of memoranda of agreements and in the development of dual credit offerings.

### **Sul Ross Theatre Program**

The Sul Ross Theatre Program entered its 97<sup>th</sup> season in fall 2018. Continuing its tradition of fall and spring productions, the SRSU Theatre program presented the musical *Hair* in April. Directed by Dona Roman, professor of theatre, with musical direction by Andrew Algeria, assistant professor of music, Jeffery Meyer, assistant professor of music, and Karrin Ford, associate professor of music, *Hair* tells the story of the “tribe,” a group of politically active, long-haired hippies living in the “Age of Aquarius” in New York City and fighting against conscription into the Vietnam War.

### **Student Services & Counseling at SRSU Uvalde Campus**

Nationally recognized anti-bullying advocate, Mr. John Halligan featured on Oprah, PBS Frontline, and Primetime with Diane Sawyer, addressed the topics of teen suicide, bullying, and depression in February at the Sul Ross State University-Uvalde Auditorium. Halligan delivered two unique presentations tailored for student and parent audiences. In 2003, John and Kelly Halligan’s 13-year-old son, Ryan, took his own life after years of being bullied online and at school. Dr. Tiffany Culver, Associate Professor of Psychology hosted the event for the Uvalde Campus.

### **Sul Ross Representation at Texas Academy of Science**

The Biology, Chemistry, and Mathematics programs, in conjunction with the McNair Scholars Program, represented Sul Ross State University this year at the Texas Academy of Science meeting in Brownwood. Howard Payne University hosted the meeting on March 1 and 2. Four faculty and four undergraduate and graduate students represented Sul Ross and made six scientific presentations. Dr. Chris M. Ritzi, Chair of the Department of Biology, Geology, and Physical Sciences, has served as the Executive Secretary for the Academy since Fall 2017.

### **Texas Outdoor Writer’s Association (TOWA) Award**

SRSU-Alpine student Brandt Buchanan received the 2019 Dan Klepper Memorial Scholarship from the Texas Outdoor Writer’s Association. Buchanan, a junior conservation biology major, initially chose Sul Ross to be close to his stepfather’s Marfa ranches. He now views the Big Bend region as his home and an excellent place to hone his writing and wildlife photography. According to Judy Mills, co-chair of TOWA’s scholarship committee, the 2019 Klepper Scholarship received 19 applications from students at eight different Texas universities. Buchanan, who learned of the scholarship opportunity from Dr. Ryan Luna, chair of the Sul Ross Department of Natural Resource Management, was one of two applicants selected for this year’s award.

### **Second Annual SRSU Undergraduate and Graduate Symposium**

The second annual SRSU Undergraduate and Graduate Symposium was held on April 22. The symposium recognizes excellence in research or creative work on each of the university’s four campuses.

**Annual Meeting of Society for Range Management**

In February, SRSU Range & Wildlife Club Plant ID Team traveled to Minneapolis for the Society for Range Management's 72nd Annual Meeting. After taking a test covering 100 plant species from all fifty US states (and even different countries), Sul Ross placed 10th out of 26 competing schools. Daniel Botello placed as SRSU's highest scorer, finishing 35th out of nearly 150 contestants.

**Sul Ross State University Study Abroad Programming**

In May, SRSU Art Professor Carol Fairlie will travel with students to Italy to visit museums as part of an art course. This course provides students with opportunities to study abroad and learn about cultural differences while studying art by masters. The course remains popular among art majors and others who desire the opportunity to travel.



**TEXAS STATE UNIVERSITY**  
**President's Briefing**  
**for the Board of Regents**  
**May 23-24, 2019**

**PLANNING, ASSESSMENT, AND ACCREDITATION**

Texas State University continues to prepare for reaffirmation of accreditation by the Southern Association of Colleges and Schools Commission on Colleges in 2021. Currently, narratives for the Compliance Certification Report due on September 8, 2020, are being drafted and edited. The Quality Enhancement Plan co-chairs continue to meet biweekly with university stakeholders to develop strategies necessary to achieve the student learning outcomes for advancing undergraduate research.

Texas State has completed progress reports for the first-year (2017-2018) of the 2017-2023 University Plan. First-year progress reports for the university along with progress reports for each division are now available on the [University Plan website](#).

**RECRUITMENT AND RETENTION**

**Undergraduate Recruitment and Retention**

Final spring 2019 applications submitted across all four-year institutions of higher education in Texas were down by two percent in U.S. freshmen, 16 percent in international freshmen, four percent in U.S. transfers, and eight percent in international transfers. Undergraduate student enrollment at Texas State is mirroring statewide declines in applications submitted. For spring 2019, Texas State's new undergraduate student enrollment was 1,229, 61 fewer new undergraduate students compared to the same time last spring.

Texas State has been faced with three major challenges to recruiting and retaining high-quality new students: 1) the Texas economy is strong and has a low unemployment rate; 2) competitors are offering more scholarship awards; and 3) applications submitted through the Apply Texas application system are down. With regards to the Apply Texas application system, the University of Texas at Austin and Texas A&M University began offering 2019 freshmen the option of applying through the Coalition for College application system, which resulted in a significant decline statewide in Apply Texas applications. Students opting to apply through the Coalition application system no longer had the opportunity to select Texas universities that were not a

member of the Coalition. On a positive note, Texas State successfully applied to become a member of the Coalition and will begin receiving applications submitted through the Coalition application system for fall 2020 admission.

For fall 2019, preliminary application and admittance data, new academic programs, and initiatives from a scholarship optimization study suggest a possible return to enrollment growth. As of April 8, 2019, fall 2019 freshman applications were 31,114, a 2 percent decrease (-791 applications) compared to fall 2018; and freshman acceptances were 18,157, a 1 percent decrease (-252 acceptances). However, freshmen registered for new student orientation and residence hall rooms (two key indicators of intent to attend Texas State) were up 6 percent (+252 students) and 2 percent (+99 students), respectively. The university has expanded new first-year scholarships and will begin new baccalaureate degrees in civil engineering and health sciences this fall, which together position the university to extend its streak of record freshmen enrolled to seven consecutive years.

Despite Texas State's best efforts, transfer student enrollment continues to show signs of weakness, primarily due to declining community college enrollment and low unemployment rates. As of April 8, 2019, transfer applications were 3,442, a 6 percent decrease (-247 student applications) compared to fall 2018; and transfer acceptances were 2,060, a 9 percent decrease (-208 acceptances).

### **Graduate Recruitment**

New graduate student enrollment for spring 2019 was 338, a 70-student decrease compared to spring 2018. This decline was expected as some of our programs have moved to fall admission only: the Master of Social Work degree program, which is one of our largest graduate programs, and also the Master of Healthcare Administration and the Master of Special Education – Autism.

As of April 8, 2019, master's student applications for fall 2019 were 2,973, a 1.2 percent increase (+36 applications) compared to fall 2018; and accepted master's students were 943, a 5.5 percent decrease (-55 acceptances). Doctoral student applications for fall 2019 were 270, a 9.3 percent increase (+23 applications); and accepted doctoral students were 93, a 4.5 percent increase (+4 acceptances). Graduate enrollment is expected to continue to increase as new programs come online this fall, including a Master of Science in Data Analytics and Information Systems, a Master of Science in Marketing Research and Analysis, a Master of Science in Nursing in Psychiatric Mental Health Nurse Practitioner, and a Ph.D. in Applied Anthropology.

## **CAPITAL IMPROVEMENTS**

### **Status of Construction and Renovation Projects**

This status report is organized by the phase in which each project falls in the development cycle. The phases include:

- **Planning and Programming** – The process of identifying space needs and general magnitude of project cost.
- **Design** – The process of developing detailed blueprints and cost estimates.

- Construction – The entire process of building the project.
- Project Completion – The construction is complete, the bills are all paid, the building has been turned over for our use, and The Texas State University System (TSUS) has officially approved project close-out.

*Note.* When multiple projects are underway in one building, all projects are presented together for ease of understanding, regardless of their phase in the development cycle.

### **Projects in the Planning and Programming Phase**

The revised program for a proposed Health Professions building is underway and the final program is due May 2019. This will be the fourth academic building on the Round Rock Campus and includes classrooms, labs, and offices to support four departments in the College of Health Professions, the Advising Center, and the Dean’s Office. The original program document served to guide Texas State in preparing the Tuition Revenue Bond (TRB) funding request for the 86<sup>th</sup> Texas Legislature. This project is on the Capital Improvements Program (CIP) and will be initiated pending TRB funding. The current estimated Total Project Cost (TPC) is \$75 million.

**The Hines Academic Center Structural Improvements Project** was reduced in scope after extensive testing. The work involves rebuilding portions of the exterior façade of two sides of the building and making associated water intrusion repairs. The TPC is now under \$1 million, construction documents are completed, and the cost proposal was received in April 2019.

**The Infrastructure Research Laboratory** is on the CIP. This project will support the new Bachelor of Science in Civil Engineering degree program in the College of Science and Engineering. The TPC is \$12 million; however, the project is currently on hold pending a re-evaluation of the program by the Ingram School of Engineering and Facilities Planning, Design, and Construction (FPDC).

Plans are in the works for a new **Music Building** to be constructed near the Performing Arts Center and the Theater Center in order to address the pressing needs of the School of Music. The new building will include classrooms, offices, and rehearsal spaces. The first programming process in 2010 led to a project size of 129,582 gross square feet (GSF), with an estimated TPC of \$79 million. The Architectural Space Program is currently being updated by the School of Music and FPDC.

**The Science, Technology, Engineering, and Math Building**, with a TPC of \$125 million, was submitted to the 86<sup>th</sup> Texas Legislature for TRB funding. The College of Science and Engineering is the largest college in the university in terms of enrollment. The proposed 200,000 GSF building will be located on the San Marcos Campus; will house the Departments of Mathematics, Computer Science, and Criminal Justice; and will provide teaching space for several other academic disciplines. This project is on the CIP. The Architectural Space Program is under review by the planned occupants and FPDC.

The Architectural Space Program for the **University Police Department** is underway by FPDC to evaluate the needs of the University Police Department. Options for a site location will be a part of the program.

## **Projects in the Design Phase**

**The Albert B. Alkek Library** has two large capital projects and two delegated projects underway in various phases:

1. In the Design Phase - Facilities Programming and Consulting completed the Architectural Space Program for the **Albert B. Alkek Library Seventh Floor Wittliff Collections Expansion Project**. McKinney York Architects is the design team and JE Dunn is the Construction Manager-at-Risk (CMR). The design of the \$4.7 million project was approved in November 2018. The Guaranteed Maximum Price was approved March 2019. The construction phase will begin in May 2019.
2. In the Construction Phase - **The Albert B. Alkek Library Learning Commons Project**, with a TPC of \$8.3 million for phase one, involves the repurposing of space to create a Learning Commons on the second floor and portions of the first, third, and fourth floors. Brown Reynolds Watford Architects is the design team, and JE Dunn Construction is the CMR. Construction is underway with selective demolition and remodeling. The design also includes a relocation of the Service Desk and a Starbucks coffee shop. A six-foot by 80-foot three-panel mural by legendary Texas artist Buck Winn is being framed by a preservationist for installation on the main level. This project is in its early stages and is scheduled to be completed in January 2020.
3. In the Construction Phase – **The Alkek Emergency Repairs Project**, a delegated project, involves window gasket replacement and plumbing improvements. The project is scheduled to be completed in July 2019.
4. Completed – **The Albert B. Alkek Library Heating, Ventilation, and Air Conditioning Project**, for which delegated authority was received, was completed in April 2019.

The design of the **Hilltop Housing Complex** is underway. The demolition of Hornsby and Burleson Halls on the Hilltop area of the San Marcos Campus is complete. The current TPC is \$96.7 million based on 836 beds. Barnes Gromatzky Kosarek Architects is the architect and engineer team (A/E), and Vaughn Construction is the CMR. Design development documents are being presented at the May 2019 Board of Regents meeting for approval. The timeline for construction will be based on freshman enrollment growth. In the meantime, Texas State will solicit proposals for a public-private partnership student housing project to be run as a traditional residence hall to meet its current bed needs.

**Jowers Center Renovation.** The Department of Athletics recently relocated its offices and other functions from Jowers Center to the University Events Center. The vacated space in Jowers Center is needed for academic programs in the Department of Health and Human Performance and the Department of Theatre and Dance. Renovated space will be used for faculty offices, classrooms, and laboratory/research space. The 13,561 GSF project has a TPC of \$3.5 million. Design was completed by Lym Miller Architecture and construction bid documents were completed in April 2019. A contractor will be selected in May 2019. Texas State has received delegated authority for this renovation.

**The Roy F. Mitte Building Space Reconfigurations Project**, with a TPC of \$6 million, will repurpose vacated spaces now that selected programs have been relocated to the Bruce and Gloria Ingram Hall. Design is complete, and the project is being submitted to the May 2019 Board of Regents meeting for design approval. Construction will begin in summer 2019 and substantial completion is targeted for fall 2020. The design team is Brown Reynolds Watford Architects, and the CMR is Hill and Wilkinson General Contractors.

### **Projects in the Construction Phase**

**Blanco Residence Hall Renovations Project**, with a TPC of \$29.6 million, includes installing new air handling units, new pumps, and new fan coil units; cleaning the existing air ducts in the lobby; refurbishing select air handling units; replacing plumbing in the vertical chases, domestic water piping, sewer piping, and water closets; relocating electrical distribution panels; making significant cosmetic improvements throughout the building; and installing new light fixtures in the corridors, bedrooms, bathrooms, and portions of the lobby. Pfluger Associates is the A/E, and SpawGlass is the CMR. The project is 82 percent complete, and substantial completion will be reached in summer 2019.

Perkins & Will (Sink Combs Dethlefs) Architects of Denver, Colorado, finalized the construction documents for a new multi-use **Campus Recreation Sports Fields Complex**, and Texas State posted the project for competitive bids in January 2019. The bids have been evaluated and construction will begin in April 2019. Substantial completion is expected by spring 2020.

**Elliott Hall**, with a total size of 37,293 GSF and a TPC of \$6.65 million, commenced with construction in March 2019. LPA, Inc., is the A/E, and Hill and Wilkinson General Contractors is the CMR. Substantial completion is spring 2020.

The project cost for **Encino Hall Space Reconfigurations** is \$2.8 million for which Texas State has received delegated authority. Construction began in summer 2018. Atkins Architects is the A/E, and Vaughn Construction is the contractor. Construction is 62 percent complete.

The TPC for the **Family and Consumer Sciences Vivarium Research Facility** is \$3.86 million. This facility will house small live animals and support research in the areas of nutrition, cancer, and psychology (neuroscience). This facility will meet certification requirements and comply with all standards delineated in *The Guide for the Care and Use of Laboratory Animals (Eighth Edition)*. Perkins+Will is the A/E, and Vaughn Construction is the CMR. Construction is 21 percent complete. The anticipated completion date is spring 2020.

**The LBJ Student Center Expansion Project**, with a TPC of \$31.2 million, commenced construction in 2018 and is 39 percent complete. Finishes are being finalized on Level 3 and concrete is being poured at the Level 2 entry and the Level 3 ballroom. Although some parts of the project will be completed in 2019, substantial completion is slated for early 2020. Atkins Architects is the A/E, and Vaughn Construction is the CMR.



**The Spring Lake Dam Phase One Stabilization Project** is underway. Texas State is on track to receive partial reimbursement as a mitigation project from the Federal Emergency Management Agency (FEMA). The project workbook is complete, and FEMA has released funds to the Texas Department of Emergency Management for distribution. In collaboration with FEMA and Freese and Nichols Engineering, the stabilization design was completed and issued for contractor bids using a Competitive Sealed Proposal process in December 2018. A contract for construction services was signed March 1, 2019, between Texas State and Dalrymple Gravel and Contracting Co., Inc. In parallel to the bidding processes, Texas State has requested and received “Authorization under a Letter of Permission” from the U.S. Army Corps of Engineers: Fort Worth District. Construction will begin in the second quarter of 2019.

### **Projects Completed**

**Bruce and Gloria Ingram Hall**, with a TPC of \$120 million and a total size of 166,851 GSF, is complete, and partial occupancy began in July 2018 to accommodate classes for fall 2018. Substantial completion was reached in December 2018 followed by occupancy of the rest of the building. Construction is complete and the final report is underway.

**The University Events Center Project**, with a TPC of \$62.5 million and a total size of 81,282 GSF, transformed Strahan Coliseum into the University Events Center. This has resulted in more space and seating in Strahan Arena for commencement ceremonies and athletic events. The project also included a new chilled water plant, a new loading dock with access to the lower court level, a new multi-purpose suite, and more locker rooms and offices for athletic teams. Substantial completion was reached in October 2018. The final report is underway.

**Willow Hall** on the Round Rock Campus, with a TPC of \$67.5 million and a total size of 107,708 GSF, is complete. The final report will be submitted for approval at the August 2019 Board of Regents meeting.

### **INSTITUTIONAL DEVELOPMENT**

Texas State raised approximately \$15 million in the first seven months of fiscal year 2019, with approximately \$10 million coming from 21 gifts of at least \$100,000. In the last quarter alone, Texas State received three gifts of \$1 million or more – a \$2 million planned gift from an alumni couple in support of scholarships and graduate research fellowships; a \$2 million gift from a corporation in support of research on an endangered species; and a \$1 million gift from an anonymous donor to establish a graduate research fellowship endowment. A portion of these three gifts is eligible for the Texas Research Incentive Program, resulting in a potential \$3.5 million in additional funding from the state for research.

This spring, the Alumni Association co-hosted with the Department of Athletics six regional events around the state to introduce new head football coach Jake Spavital to alumni. The Association also recently completed a successful fundraising campaign for a new alumni center as part of the LBJ Student Center renovations. The new center will include 5,300 square feet of space for Alumni Relations staff offices and dedicated space for alumni visiting the San Marcos Campus.

To assist with the comprehensive fundraising campaign, University Advancement solicited “Big Ideas” from faculty and staff across the university that, if given the necessary resources, can have a transformational impact in an area where Texas State has the unique capacity to be the best. Selected projects will be given dedicated support and featured as campaign cornerstones.

**SPONSORED PROGRAM AWARDS - RESEARCH AND INSTRUCTIONAL**

New sponsored program awards obtained during the second quarter in fiscal year 2019 include both the Instructional Awards and the Research Awards categories. The Instructional Awards category consists of awards that cannot be classified as research according to definitions provided by the Texas Higher Education Coordinating Board (THECB). The Research Awards category impacts both Restricted Research and Total Research and Development expenditures for the university. Both of these research-related metrics contribute to determining National Research University Funding eligibility and Core Research Support Funding allocated to Emerging Research Universities via the THECB.

Below are the research and instructional awards over \$100,000 received during the second quarter of fiscal year 2019.

<b>Recipient/Unit</b>	<b>Funding</b>	<b>Project Title and Purpose</b>
<b>Mrs. Kathy Erin Martinez-Prather</b> Texas School Safety Center	<b>\$1,250,000</b> Texas Department of State Health Services	<b>Tobacco Enforcement Program Fiscal Year 2019</b> will reduce minors' access to tobacco products.
<b>Dr. Daniel A. Brown</b> University College	<b>\$649,851 Year 4 of 5, Total Award \$2,589,818</b> U.S. Department of Education	<b>Career and Financial Education (CAFÉ): A Graduation Success and Career Readiness Initiative at Texas State and Del Mar</b> will increase competitiveness for employment by certificate- and degree-completers at Texas State and Del Mar College with the goal of improving professional and personal outcomes for students participating in CAFÉ programming.
<b>Dr. Todd Michael Ahlman</b> Center for Archaeological Studies	<b>\$575,014 Year 2 of 5, Total Award \$2,846,636</b> U.S. Army Corps of Engineers	<b>Clean Water Act Program Support at Fort Leonard Wood, Missouri</b> , will support environmental studies and provide best practice evaluations and recommendations that will assist in meeting the Clean Water Act at Fort Leonard Wood, Missouri.

<p><b>Dr. Todd Michael Ahlman</b> Center for Archaeological Studies</p>	<p><b>\$125,477 Year 2 of 5,</b> <b>Total Award \$618,863</b> U.S. Army Corps of Engineers</p>	<p><b>Natural Resources Management Program Support at Fort Leonard Wood, Missouri,</b> will enable the Center for Archaeological Studies to perform duties associated with natural and cultural resources management at Fort Leonard Wood, Missouri, including assistance with prescribed fire, and the maintenance and management of wildlife habitat and threatened and endangered species and cultural resource sites.</p>
<p><b>Dr. Todd Michael Ahlman</b> Center for Archaeological Studies</p>	<p><b>\$124,847 Year 2 of 5,</b> <b>Total Award \$616,973</b> U.S. Army Corp of Engineers</p>	<p><b>Cultural Resources Management Program Support at Fort Leonard Wood, Missouri,</b> will coordinate cultural and natural resources management at Fort Leonard Wood, Missouri.</p>
<p><b>Dr. Todd Michael Ahlman</b> Center for Archaeological Studies</p>	<p><b>\$106,577 Year 2 of 5,</b> <b>Total Award \$529,088</b> U.S. Army Corps of Engineers</p>	<p><b>National Environment Policy Act Program Support at Fort Leonard Wood, Missouri,</b> will conduct the required environmental impact analysis and public disclosure associated with cultural and natural resources management at Fort Leonard Wood, Missouri.</p>
<p><b>Dr. Alexander Vladimir Kornienko</b> Department of Chemistry and Biochemistry</p>	<p><b>\$461,764</b> National Institutes of Health National Cancer Institute</p>	<p><b>Acid-Sensitive Glioblastoma Prodrugs Derived from Ophiobolin A</b> will investigate a novel prodrug approach that will exploit the elevated activity of the glioblastoma multiforme cellular microenvironment to enhance the selectivity for targeting tumors.</p>

<p><b>Mrs. Jenna J. Walker</b> The Meadows Center for Water and the Environment</p>	<p><b>\$430,554, Total Award</b> <b>\$857,554</b> Texas Commission on Environmental Quality</p>	<p><b>Texas Stream Team Program</b> will be used to expand the public’s understanding of how human activity impacts water quality in Texas in order to influence adoption of activities that contribute to the improvement of water quality and the prevention of non-point source pollution.</p>
<p><b>Dr. Xiaoyu Xue</b> Department of Chemistry and Biochemistry</p>	<p><b>\$344,378</b> U.S. Department of Health and Human Services</p>	<p><b>Functions of the DNA/RNA Motor Protein AQR in R-Loop Resolution</b> will apply biochemical and cellular approaches to elucidate the mechanism of the DNR/RNA motor protein Aquarius in the resolution of a three stranded structure known as an R-Loop caused by UV, IR, or oxidative stress.</p>
<p><b>Dr. Thomas Hardy</b> The Meadows Center for Water and the Environment</p>	<p><b>\$237,000</b> Texas Water Development Board</p>	<p><b>Statewide Synthesis of Environmental Flow Studies</b> will evaluate and synthesize the studies implemented from work plans for adaptive management of the environmental flow studies conducted across five basin-bay areas.</p>
<p><b>Dr. Federico Macias Aguayo, Jr.</b> Department of Engineering Technology</p>	<p><b>\$200,000</b> Texas Department of Transportation</p>	<p><b>Technical Support for Rigid Pavements and Concrete Materials</b> will assist the TxDOT’s Materials and Pavements Section with materials testing, data collection, and interpretation of results.</p>
<p><b>Dr. Georgios Koutitas</b> Ingram School of Engineering</p>	<p><b>\$171,140</b> Jacobs Technology</p>	<p><b>Faculty of Practice-Subcontract #6</b> will explore and define next generation micro sample-handling techniques, processes, and tools for future NASA sample return missions.</p>

<p><b>Dr. William J. Brittain</b> Department of Chemistry and Biochemistry</p>	<p><b>\$166,080</b> Jacobs Technology</p>	<p><b>Task Order #S27722</b> will conduct experiments that simulate planetary environments and bodies of interest within the solar system with a focus on analyzing and developing chemistries regarding existing and novel detection systems for major, trace elemental, and isotopic compositions.</p>
<p><b>Dr. Hong Gu Kang</b> Department of Biology</p>	<p><b>\$161,317 Year 4 of 5, Total Award \$786,023</b> The Faculty Early Career Development Program, National Science Foundation</p>	<p><b>Characterization of Epigenetic Factors and Their Regulatory Roles in Modulating Transposable Elements, Plant Immunity and Transgenerational Inheritance</b> will investigate the regulatory role of epigenetic factors in defense responses and their associated transposable elements in plant immunity and adaptation to stress.</p>
<p><b>Dr. Cindy L. Royal</b> School of Journalism</p>	<p><b>\$150,000</b> Knight Foundation</p>	<p><b>PhDigital: Preparing Future Faculty to Lead Innovative Curriculum</b> will promote excellence in journalism education by supporting the expansion of a training program on innovation and emerging digital journalism practice for doctoral students from other universities.</p>
<p><b>Dr. Christopher Peter Rhodes</b> Department of Chemistry and Biochemistry</p>	<p><b>\$149,988</b> Office of Naval Research</p>	<p><b>Bifunctional Membrane Electrode Assemblies for Unitized Regenerative Fuel Cells</b> will develop novel fuel cell membrane electrode assemblies with advanced bifunctional oxygen electrodes and components to provide higher overall performance and durability compared with the current state of technology.</p>

<b>Dr. Thomas H. Myers</b> Materials Application Research Center	<b>\$100,074</b> First Solar	<b>CdTe Back Contact Using Molecular Beam Epitaxy</b> will support the development and delivery of an improved CdZnTe material or an alternative material that demonstrates specified electrical performance metrics.
--	---------------------------------	---

## INFORMATION TECHNOLOGY

**Learning Management System (LMS) Update.** Texas State is seeking to replace its locally hosted Sakai environment with a more current, cloud-based LMS. A Request for Proposals was released in December 2017, and the selection process has been progressing on schedule, with two vendors remaining. During spring 2019, both environments are being used to teach six classes and about 400 students each. A final decision is expected to be made in May 2019.

**Eduroam Enabled.** Texas State recently implemented a new wireless service called “Eduroam.” Eduroam (education roaming) is the secure, world-wide roaming access service developed for the international research and education community. Eduroam allows students, researchers, and staff from participating institutions to obtain Internet connectivity when visiting other participating institutions by simply connecting to an Eduroam Service Set Identifier (more commonly known as SSID) and authenticating with their credentials from their home campus. Eduroam is available in thousands of locations across more than 100 countries worldwide.

**Zoom Enterprise License Acquired.** Texas State recently acquired a university-wide license for Zoom, a web-conferencing tool that offers faculty, staff, and students immediate and free access to a range of features. For example, users may attend video or audio meetings, hold webinars, share presentations, and teach and attend online classes in real time. Previously limited to academic applications only, the expansion of the Zoom license will standardize Texas State’s video conferencing capability. Zoom is now available on desktop computers as well as in conference rooms, some classrooms, and Distance Learning Platform rooms used for communicating between the San Marcos and the Round Rock Campuses. As part of its implementation, the Information Technology Division published a [guide](#) on how to effectively conduct online meetings by using Zoom and incorporating best practices.

**Enterprise Resource Planning (ERP) – TSUS Project.** The ERP project is continuing as planned, with other TSUS component institutions also participating in this process. The most recent activities were: 1) an online presentation from two Gartner research analysts with expertise in ERP systems and higher education ERP adoption, and 2) a presentation by Information Services Group on the cost of adopting a new ERP both at Texas State and across The TSUS. Next, representatives from all TSUS institutions will begin discussing interest in Request for Proposals participation. Texas State seeks to identify and implement a replacement of its Banner/SAP environment before 2025.

**Information Security.** Recently, multi-factor authentication was enabled for faculty- and staff-facing portions of the Banner Student Information System to further protect the high-level access those employees have and bring those systems into alignment with other important

systems used by university employees. Multi-factor authentication has not yet been enabled for the Student Self-Service components of Banner, but its implementation is planned for next year. This will make a significant advancement for reducing the number of student accounts that are compromised. Additionally, Texas State along with most other TSUS institutions will be implementing LastPass, a password vault for use by all faculty, staff, and students for work and personal account credentials.

**Library Learning Commons.** As previously mentioned, the construction of the Learning Commons areas in the Albert B. Alkek Library remain on schedule. Hiring of staff for the new Learning Commons spaces is in progress, as is the new room reservation system (EMS Software, LLS) that will be used in the Learning Commons.

### **CAMPUS SPECIFIC ITEMS**

Mr. Cyrus Cassells, a professor in the Department of English, was nominated for an NAACP Image Award in the category of Outstanding Literary Work–Poetry for his collection, *The Gospel According to Wild Indigo*. The NAACP Image Awards celebrates the accomplishments of people of color in the fields of television, music, literature, and film, and honors those who promote social justice through creative endeavors.

*The Chronicle of Higher Education* listed Texas State as one of the top producers of Fulbright Scholars among U.S. colleges and universities for academic year 2018-2019. Among those listed, Texas State was the only four-year university in Texas to receive this distinction. Each year, the U.S. Department of State’s Bureau of Educational and Cultural Affairs announces the top-producing institutions for the Fulbright Program, the U.S. government’s flagship international educational exchange program. Six scholars from Texas State received Fulbright awards for 2018-2019, representing a record number of Fulbright Scholars for the university.

The books, *They Call Me Güero: A Border Kid's Poems* and *Dreamers*, were named the Tomás Rivera Mexican American Children’s Book Award recipients for 2019. *They Call Me Güero: A Border Kid's Poems*, written by Mr. David Bowles, was honored in the “Works for Older Readers” category, and *Dreamers*, written and illustrated by Ms. Yuyi Morales, was honored in the “Works for Younger Readers” category. The awards will be presented this fall at Texas State with additional events to be scheduled with the Texas Book Festival. Established at Texas State in 1995, the Tomás Rivera Mexican American Children’s Book Award is designed to encourage authors, illustrators, and publishers to produce books that authentically reflect the lives of Mexican American children and young adults.

The Texas School Safety Center was named the 2019 Young Hearts Matter Texas Partner for Change by the Texas Council on Family Violence. The award recognizes an organization whose partnerships and efforts have given voice to violence prevention and have inspired systemic community-wide change across the state.

Mr. Daniel Alarcón's short story collection, *The King is Always Above the People*, won the 2018 L.D. and LaVerne Harrell Clark Fiction Prize. Writers L.D. Clark and LaVerne Harrell Clark donated their home and other property to Texas State in 2009 to create a literary endowment. Funded by this endowment, the prize of \$25,000 is one of the largest literary awards

in the U.S. Established at Texas State in 2016 and administered by the Department of English, the prize is designed to recognize an exceptional, recently-published book-length work of fiction in celebration of the Clarks' lifelong contributions to, and love for, literature and the arts.

Dr. Craig Hella Johnson and his ensemble Conspirare were honored in February 2019 with a Texas Medal of Arts for excellence in the performing arts world. The award comes as Grammy-winning Conspirare celebrates 25 years of choral excellence. Dr. Johnson joined the School of Music in fall 2012 as a professor of practice and the first Artist in Residence. He is a composer and arranger, as well as an educator. During his 25 years directing Conspirare, the group has produced 11 albums on the Harmonia Mundi label, one with Clarion Records and several live recordings.

The Texas Stream Team, part of The Meadows Center for Water and the Environment at Texas State, received a Texas Environmental Excellence Award from the Texas Commission on Environmental Quality (TCEQ). Governor Greg Abbott and TCEQ commissioners selected 10 winners in nine categories. The awards recognize efforts to use less water or energy, educate the public about natural resources, and reduce pollution.

Based on an analysis of data from the U.S. Department of Education, *The Chronicle of Higher Education* ranked Texas State twenty-fourth out of 253 four-year public institution in enrolling and graduating women in computer science. Texas State awarded 257 bachelor's degrees in computer science in academic year 2016-2017, with 23.7 percent female graduates, an increase of 14.4 percentage points since academic year 2009-2010.

Texas State hosted the 2019 Innovation Lab and Reception, an interactive event showcasing student-run technology projects, at the SXSW Interactive Festival in Austin. The event featured students using and creating new technology to solve real-world issues. Students presented ideas and innovative technologies, such as applying augmented reality in the medical field and utilizing leftover grain to produce bread for local food banks. During the program, corporate partners also demonstrated their role in mentoring and helping students bring their research to the marketplace.

Two Texas State teams were among 16 from the U.S. that competed in the New Venture Challenge, sponsored by the American University of Sharjah in Dubai. The Natural Barrier Company team won the Khatib and Alami Prize of \$8,000 for NatuWrap, an organic coating that increases the shelf life of fresh produce. The Kosmik Energy team won the Khatib and Alami Best Exhibit prize of \$4,000 for an optical fiber daylighting system that captures and concentrates sunlight, distributing it into the interior of structures via fiber optic cables. Billed as "the most prestigious start-up competition in the region," the event received applications from 255 teams. Each Texas State team consisted of a graduate and an undergraduate student.

Sempulse, an innovative medical device manufacturer, has relocated its headquarters to the Science Technology and Advanced Research (STAR) Park at Texas State. Sempulse developed a patented, noninvasive vital signs sensor that adheres to the back of the ear and acquires patients' five major vital signs. The move to STAR Park allows Sempulse to expand its presence in Austin and San Antonio and to leverage Texas State faculty and students as a resource for developing new offerings.



Texas State was named among the nation's "Best Employers for Diversity" by *Forbes*. On its 2019 "Best Employers for Diversity" list, Texas State was ranked 112 in the nation and five in the state. Of the 500 employers that made the list, Texas State was one of only two Texas institutions of higher education represented. Texas State ranked ahead of well-known corporations, such as Toyota North America, JPMorgan Chase, and Google.

More than 300 law enforcement officers converged on Texas State in January for the twenty-ninth Annual Hostage Negotiation Training and Competition. Approximately 30 teams participated, with municipal and state law enforcement units traveling from across the U.S., including New England, California, Oregon, Oklahoma, Ohio, and Florida. International teams from Canada and Singapore also participated.

Two Department of Theatre and Dance productions were named to Top 10 lists for 2018. *Austin American-Statesman* theatre critic Andrew J. Friedenthal ranked "Ragtime" second and "Cabaret" tenth for best local productions of the year.

Texas State led the nation in the number of students with Phi Kappa Phi Awards for 2018. Eleven Texas State students received the Phi Kappa Phi Love of Learning Award in 2018, the most of any university in the nation. Phi Kappa Phi is the nation's oldest and most selective multidisciplinary collegiate honor society. Phi Kappa Phi, a global network of scholars and professionals, initiates more than 30,000 members a year on 300 campuses in the U.S.

Dr. Eduardo Perez, an associate professor in the Ingram School of Engineering, was honored with the 2018 Minority Issues Forum Early Career Award from the Institute for Operations Research and the Management Sciences. The award recognizes scholarly researchers who have shown exceptional work from the beginning of their academic or industrial career.

In March 2019, the Southern Association of Colleges and Schools Commission on Colleges authorized Texas State to offer a bachelor of science in civil engineering degree, the first in Texas with a holistic emphasis on technology-enhanced infrastructure. The degree program was approved by The TSUS Board of Regents in May 2018 and the Texas Higher Education Coordinating Board in January 2019. Texas State will begin offering the civil engineering program through the Ingram School of Engineering in fall 2019.

## Lamar Institute of Technology Presidential Board Briefing (May 2019)

### **LIT Base Year Enrollment Highest in 10 Years:**

With the recent certification of our Spring 2019 credit (+7.4%) and our Quarter II 2019 non-credit (+27.1%) enrollment, LIT's base year is set to exceed 1.7 million contact hours. This is an increase of 9.9% over the previous biennium and helps to solidify the college's formula funding calculations to be determined by the Legislative Budget Board in May 2019. Credit enrollment continues to increase every-long-semester since 2016.

### **Radiologic Technology Instructor Named Educator of the Year:**

Lamar Institute of Technology Radiologic Technology Program Coordinator Brenda Barrow was recently named the Sharon Coffey Educator of the Year by the Texas Society of Radiologic Technologists (TSRT). She was chosen from among about 825 active members of TSRT. The announcement brought tears to the eyes of both Barrow and the presenter: former TSRT President and now Board Chair Brandon Smith, a 2013 LIT Radiology program graduate.

### **LIT Students receive \$4,000 Presidential Scholarship at Texas CTE Signing Day:**

March 5, 2019 marked the first-ever CTE Signing Day in Texas for two-year colleges, which showcased LIT by a reading of a resolution on the House floor and being recognized by the Texas Workforce Commission (TWC). TWC Commissioner Julian Alvarez presented four deserving LIT students a total of \$12,000 in scholarships – \$4,000 of which Dr. Howard generously donated out of his own pocket.

### **Dr. Howard Presents/Faculty and Staff honored at League of Innovation:**

LIT garnered significant attention at the League of Innovation in New York City, which had an attendance of 1,400. Dr. Howard presented his original 'post-doc' research intended to help faculty, staff, and administrators advance their careers. His session was titled, "A College President's Perspective: 5-Steps to Leadership." Dental Hygiene Faculty Dr. Kristina Mendoza and staff member Sherry Kilgore each received Excellence Awards at the conference for significant achievements in the community and workplace.

### **LIT Accepts Texas Mutual Grant to Provide Training to Community:**

For the third consecutive year the Institute received the \$100,000 Texas Mutual Grant, which provides workplace safety courses for employers in our community for workers and the general public. The grant has funded courses in Occupational Safety and Health Administration (OSHA) certification, American Heart Association CPR/First Aid, forklift, and aerial lift operation.

### **Budget/Finance:**

LIT is currently working on its Fiscal Year 2020 budget. Position requests are being evaluated and budget worksheets for maintenance and operations are being prepared by Budget Managers.

### **Teaching and Learning Center:**

The TSUS' first Association of College and University Educators (ACUE) cohort (LIT, LSC-O, and LSC-PA) completed the 'Effective Teaching Practices' 9-month course. To celebrate the accomplishment of the 25 faculty members, LIT's Teaching and Learning Center hosted the Celebration and Pinning Ceremony on May 7, 2019. Dr. Hayek and the respective college presidents presented each faculty member with their ACUE pin and 'Effective College Instruction' certificate, endorsed by the American Council on Education.

### **Development:**

LIT raised more than \$145,000 in the LIT Shoot-Out sporting clay scholarship fundraising event. Golden Pass LNG contributed \$17,500. Jean and Gus McFaddin donated \$7,127.25 worth of items to the LIT Shoot-Out. This donation amount was in addition to the \$5,000 sponsorship they purchased for the event.

The Gale Foundation Trust contributed \$100,000 to provide scholarships for students enrolled in all programs offered at LIT. The GHS Foundation provided \$98,000 for spring semester Smith-Hutson Scholarship recipients. LIT received \$50,000 from the Ralph K. Mock, Jr. estate to establish an endowed scholarship in his name for students enrolled in the Computer Drafting Program. Mr. Mock was a retired faculty member in that department. Funds from Mr. Mock's estate in the amount of \$10,000 were also used to establish the Ted Kent Shipper Memorial Scholarship Endowment providing scholarships for students enrolled in the Industrial Mechanics Program or other Technology Department programs. The PVF Roundtable Charitable Foundation donated \$15,625 to establish the PVF Roundtable Scholarship to benefit students enrolled in the Industrial Mechanics, Instrumentation Technology, and Welding programs.

### **LIT Capital Projects:**

The new Eagles' Nest for Student Success is still under construction to be completed July 2019. The building will house all areas Student Success, Online Learning, and an Adjunct suite. The roof and masonry were completed in mid-April and interior framing is close to completion. The furniture will be delivered in May and the artwork installed in June. This 18,900 square-foot new building costs \$7,417,519 and also includes a multipurpose room, computer lab and gathering spaces for students.



**LAMAR STATE COLLEGE ORANGE  
PRESIDENT'S BRIEFING  
TSUS BOARD OF REGENTS  
May 2019**



## **ENROLLMENT**

Compared to our official enrollment last Spring, headcount has increased by 2.5%, contact hours decreased by 2.3%, and semester credit hours are flat (0.7% increase). As a proportion of total enrollment, the minority population is currently 3% higher than in Spring 2018. The most exciting news concerning enrollment for Spring 2019 is that the new, first-time student enrollment has increased by 8.9% compared to last Spring.

## **PLANNING AND BUDGETING**

The planning/budgeting process for FY20 is underway. LSCO guidelines mandate a flat budget while allowing account managers to formulate a "wish list" in the event new revenue is available. Revenue collections and expenditures are in line with the budget. Budgeted reserves are being used for departmental re-organization. The departmental re-organization will produce a business model geared toward program development, student enrollment, and community outreach.

## **CAPITAL PROJECTS**

The campus has re-purposed space at the Workforce Education Building for the Maritime and Yamaha programs. A contract has been signed with Capital One National Association for the purchase of the closed Capital One Building on North 5<sup>th</sup> Street, located across the street from the Ron Lewis Library. Negotiations are taking place for a large corner lot across from the Allied Health Building earmarked for development for future workforce programs.

## **INSTITUTIONAL DEVELOPMENT**

LSCO will be requesting the TSUS Board of Regents name the Nursing Classroom Building after Nelda C. and H.J. Lutchter Stark to show appreciation for the Stark Foundation's gift. The Foundation's donation will total \$1.5 million dollars over the next 10 years, the largest donation in the school's 50-year history. This endowment celebrates the longstanding commitment of providing scholarships by the Stark Foundation to Lamar State College Orange.

## **INFORMATION TECHNOLOGY**

The Information Services Staff completed both the Ellucian DegreeWorks and Ellucian ApplicationXtender upgrades successfully, and they are developing a plan to transition to the new version of Self-Service Banner. On March 11, 2019, LSCO went live with the redesigned website, which is mobile-friendly and branded with the new logo.

## **CAMPUS SPECIFIC ITEMS**

- Not only did LSCO hold two graduation ceremonies because of the record number of graduates in Fall 2018, the college also started the tradition of a ceremonial mace. Donny Thomas, a retired faculty member, hand carved the mace from a cypress tree limb on the LSCO campus. The mace's intricate design is a showcase of his craftsmanship.

- 2019 is an exciting year for LSCO with new programs on the horizon, enrollment trending upward, and the campus celebrating a momentous milestone – the college’s 50<sup>th</sup> anniversary. The history and future of LSCO merged as the year-long celebration of the first 50 years kicked off. The first celebration had three LSCO presidents in attendance, Dr. Joe Ben Welch, Dr. Michael Shahan, and Dr. Thomas A. Johnson. The event was a successful start to celebrating the 50<sup>th</sup> year of LSCO. Local high schools participated by providing the invocation, singing of the National Anthem, leading the Pledge of Allegiance, and providing entertainment. The celebration continued during February showcasing the allied health department with a Heart Healthy program. March’s celebration was sponsored by the criminal justice department and included drunk goggles, shoe print impressions, and an informative presentation by representatives from the Houston Crime Lab and the Texas Department of Public Safety. Celebrations will continue throughout the year.
- LSCO has submitted the college’s new vision, mission, and core values to the TSUS Board of Regents for approval. Through the Leadership Challenge, led by Dr. Al Barringer and Patty Collins, faculty and staff members worked diligently to craft wording representative of the college and its future. The proposed strategic plan was submitted for conversation, comment, and revisions to faculty, staff, students and the community at large. Upon approval by the Board of Regents, the strategic plan will be placed into effect.
- LSCO has a mascot! Students, faculty, and staff submitted nominations and overwhelmingly voted on the Alligator to become the first official mascot of LSCO. A contest to name the mascot and an official unveiling of the mascot will be held during the Spring 2019 semester. The new Gator mascot is looking forward to meeting the community and future LSCO students when it makes the official debut.
- LSCO President Dr. Thomas A. Johnson was recently inducted into the Texas Southern University College of Education Hall of Fame. Dr. Johnson earned his doctorate degree in Higher Education from TSU in 1998. Dr. Lillian Poats, Dean and Professor in the TSU College of Education, said that Dr. Johnson was recommended for the honor because of his “awesome career”.
- On Wednesday mornings, Dr. Johnson speaks on KOGT Radio AM1600 about the great things happening at LSCO. Dr. Johnson and KOGT’s Gary Stelly are keeping Orange County and our surrounding areas informed about the exciting, new programs and events at LSCO.
- LSCO held its first Spring Assembly in January. The Embracing Change Spring Assembly was a fun and spirited way to kick off the semester. Faculty, staff, and administration gathered for a delicious breakfast, getting-to-know-you games, and an inspiring message from the Orange Mayor, Larry Spears.
- LSCO’s Spring Career Fair was held in March. Each semester LSCO partners with the local Workforce Center to host the event. This year’s Spring event welcomed over 35 local businesses and was attended by more than 225 students and community members.
- Linda Cheatham, User Services Telecom Specialist, received the 2018 Julie and Ben Rogers Community Service Award for Lamar State College Orange. Linda has worked for LSCO for 23 years and embodies the volunteer spirit.

- The Student Activities Department held numerous student activities during Spring 2019, including welcome week, two Life Share Blood drives, intramural sports, Spring Day, and a movie night. Following movie night, SGA planned a Security Walk, partnering with Campus Security, to walk the campus grounds and take notes regarding student safety.
- Campus recruiters have been busy during the Spring 2019 semester. Recruiters hosted over 2,000 local high school students on campus and attended numerous Financial Aid/College Fair Nights at area high schools.
- During Spring 2019, LSCO's Professional Development Committee launched the new professional development program: Learning Cohorts. Cohorts are represented by members of each campus department. The cohorts met monthly and participated in a variety of professional development speakers and group activities.
- In April, Phi Theta Kappa International Honor Society inducted twenty-five LSCO students during a campus ceremony.
- The LSCO Quiz Bowl Team traveled to Mississippi and had their best finish of the season. The team competed in the NAQT Community College Sectional Championship and earned a second place finish in the tournament. Two team members, Matthew Gunter and Hunter Davis, finished in the top five individual scorers.
- LSCO's Maritime program is ready to set sail for a successful future, offering its first credit-based certificate in Fall 2019. The newest training tool, the Transas Simulators, allow for hands-on training in safe operation of all types of vessels and create a realistic simulated navigation of Texas, Louisiana, and other U.S. waterways.
- LSCO's Level III Nursing students hosted a collection drive to benefit the Rainbow Room. The Rainbow Room is a resource center for Child Protective Services where caseworkers can get supplies for foster children who are victims of abuse or neglect. The students collected baby items, hygiene products, clothes, and backpacks and delivered the items to the facility.
- LSCO adopted ALLY, an accessibility software, for all courses in March 2019. LSCO's faculty took part in campus-wide accessibility training to better serve students and create a curriculum using universal design and accessibility best practices.



***Quality – Growth – Service – Innovation - Success***



**LAMAR STATE COLLEGE PORT ARTHUR  
President's Briefing  
May 2019**

**SPECIAL PROJECTS**

**EDA Grant**

Sigma Engineers, Inc. was selected as the architect for the development of the scope and design of the Industrial Technology Training Facility which was made possible by an EDA grant. We expect a contractor to be selected within the next few weeks. Project completion is expected by August 2019.

**Master Plan**

On April 11, 2019, Freese and Nichols will present a draft Campus Master Plan and Recommendations to the LSCPA Planning Committee. Facility Programming and Consulting content will be presented in the draft and along with suggestions from the campus committee. Presentation to the Planning and Construction Committee for TSUS is expected August 2019.

**FINANCE AND OPERATIONS**

Budget preparations are underway for FY2020. Budget hearings were held at the end of March with instructions to maintain a flat budget since funding for FY20 has not been appropriated. Special request for additional funds targeted at program growth were submitted separately. Currently revenue and expenses are in line with FY19 projections.

Spring campus improvement projects are in full force with landscaping, storage clean out, building HVAC repairs and overall campus maintenance.

**ACADEMIC AFFAIRS**

Grace Megnet, a recent recipient of a TSUS Board of Regents' Teacher Award, has been named the recipient of a Minnie Stevens Piper Professor Award. Organized in 1950, the Minnie Stevens Piper Foundation is a non-profit, charitable corporation focused on postsecondary education in Texas. Each year, the foundation selects ten Piper Professors from across Texas for outstanding academic, scientific, and scholarly achievement and for dedication to the teaching profession. Grace is well deserving of this honor!

Dr. Gary Stretcher, Executive Director of External Learning, has been named the recipient of the 2019 Lindle Grigsby Leadership Award, bestowed by the Texas Community College Instructional Leadership Association with input from the Texas Association of College Technical Educators (TACTE), Texas Administrators of Continuing Education (TACE), and Texas Community College Instructional Administrators (TCCIA). The award recognizes Dr. Stretcher for lifetime service and achievement as an instructional leader, dedicated to advancing higher education in Texas.

Dr. Michelle Judice, Instructor of English, was selected as a recipient of Lamar University's Doctoral Student of the Year Award. Dr. Judice recently completed her Doctorate of Education through Lamar University's Center for Doctoral Studies in Educational Leadership.

The December 2018 graduating class from LSCPA's Upward Mobility LVN to ADN Program included 37 graduates, and 100% of them passed the National Council Licensure Examination (NCLEX-RN exam) on the first try. Not only is the 100% pass rate a wonderful achievement, but



also notable is the 87.5% retention rate from the group of 40 students who began the program in January 2018.

Adriane Champagne, instructor for Business Office Management, is serving on a Texas Higher Education Coordinating Board Perkins Grant Leadership project. As part of this project, she will be asked to incorporate behavioral skills into her curriculum.

Drafting instructor, Deanna Hall-Rattray, made a presentation at the Texas Industrial Vocational Association (TIVA) in March. She also serves as the Executive Secretary of SkillsUSA, a partnership of students, instructors, and industry working together to ensure that America has a skilled work force.

## **WORKFORCE TRAINING AND CONTINUING EDUCATION**

The Workforce Training and Continuing Education Department continues to explore opportunities for additional training. CDL classes in the region continue to be scheduled as needed.

The Department was notified in early March that it had been approved as a 3<sup>rd</sup> party CDL examiner and has begun to schedule exams for our students. The Department has also negotiated and signed a contract for training to provide a variety of safety, and craft training classes. Training began this quarter and growth under this contract is expected.

The Department was also awarded a second year of funding under the Wagner-Peyser Grant Program.

## **INSTITUTIONAL EFFECTIVENESS**

The Office of Institutional Effectiveness (OIE) is working with the instructional departments to collect and submit course artifacts for the OIE to organize, analyze and report as part of the campus 2018-2019 Campus Report.

Mid-year status reports of the 2018-2019 Annual Plans have been completed and educational and instructional departments will complete their annual evaluations and assessment reports by the end of the spring semester. The OIE also has an active role with the THECB's Region 5 Southeast partners in creating strategies and goals to support the 60x30TX strategic plan.

The OIE is also working to address new principles and provide evidence of compliance in developing the campus SACSCOC Fifth Year Interim Report.

## **STUDENT SERVICES**

### **Academic Advising and Retention**

The Academic Advising and Retention office welcomed a new Director, Hai Myers. Training sessions were held for Faculty Advisors. The office remains busy managing the registration process and supporting students. The Disability Services Coordinator attended the Access Transition Fair at LU to promote the services provided to students at LSCPA.

### **Admissions and Registration**

The Admissions and Records office is in the process of updating the web page to provide students with fillable form links to all required admissions documents. The update will allow students 24/7 online access to make admissions and records changes and/or requests via Mylamarpa.edu email.

### **Enrollment Services**

Enrollment Services teamed up with faculty and staff at the South Texas State Fair and the Port Neches Riverfest. Staff continue to expand our social presence by appearing on web shows to reach out to the community and future students. Enrollment Services is partnering with the Port



Arthur Chamber of Commerce, Economic Development Corporation, and the Workforce Center to present a career training and job seminar for local schools and the community.

### **Financial Aid**

The Financial Aid Office continues to complete professional development through membership in the National Association of Student Financial Aid Advisors and the Texas Association of Student Financial Aid Administrators. Staff attended the Ellucian Live Conference in April 2019. Financial Aid has completed its third academic year awarding the Second Chance Pell Grant to eligible incarcerated students.

### **Student Activities**

The annual Mardi Gras event kicked off in late February and provided entertainment for our students, faculty and staff. Student Government Association officer elections were held in April. Student Government, Emerging Leaders and other student organizations participated in the annual Relay for Life event, a fundraiser for the American Cancer Society, in April.

## **INFORMATION TECHNOLOGY SERVICES**

The Office of Information Technology Services (ITS) continues the process of upgrading computers to Microsoft Windows 10 and Office 2016 on individual computers. The upgrade should be completed by mid-2019. All computer labs upgrades have been completed. ITS is working to implement disaster recovery in Microsoft Azure cloud for essential servers. Expected completion in third quarter of 2019.

ITS has begun the process of evaluating the Electronic and Information Resources (EIR) Accessibility posture. Significant progress was made. Policies were completed and approval is pending. This is a long-term project and anticipate completion at the end of 2019.

ITS has been assisting Lamar Institute of Technology to restructure and improve their IT services delivery by upgrading its server infrastructure and security posture. Significant progress has been made and work continues well into calendar 2019.

Ten Ellucian and Texas Connection Consortium software releases were prepared and installed in a testing and production environments. The releases consist of bug fixes and/or enhancements. Institutional Research completed all Coordinating Board and System Office reporting due during this period in a timely manner. Banner 9 is live in production environment and all test environments have also been upgraded to Banner 9. Ancillary systems such as Document Imaging will be upgraded in the second quarter of 2019 and expected to be completed in the third quarter of 2019.